



CRUST CS50 Car Bluetooth FM Transmitter Instruction Manual

[Home](#) » [CRUST](#) » CRUST CS50 Car Bluetooth FM Transmitter Instruction Manual

CRUST

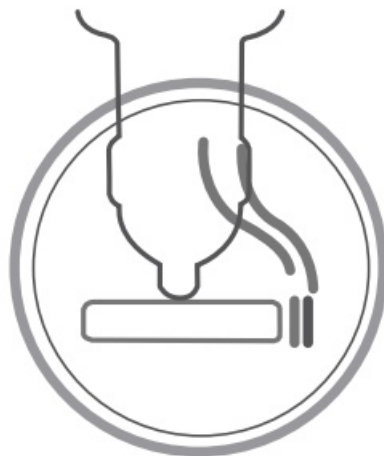
CRUST CS50 Car Bluetooth FM Transmitter Instruction Manual

Plug and Play

30 SECONDS INSTALLATION

- **PLUG IN DEVICE**

Insert the Crust device into the Car Power Outlet / Cigarette Socket



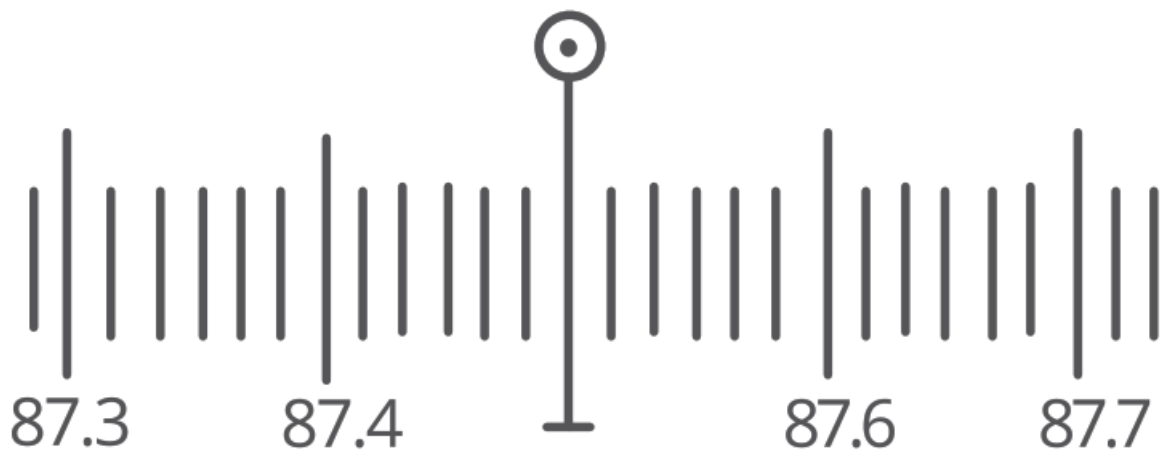
- **SET BLANK FREQUENCY**


Select a Blank FM Frequency on your Car Stereo (Freq. on which there is no FM channel playing)

87.5MHz

MATCH FREQUENCY

87.5MHz



Long press the **FM** button on the Crust device until the screen flashes. Now turn the  knob to match the Crust device frequency with your Car FM frequency

• PAIR YOUR SMARTPHONE

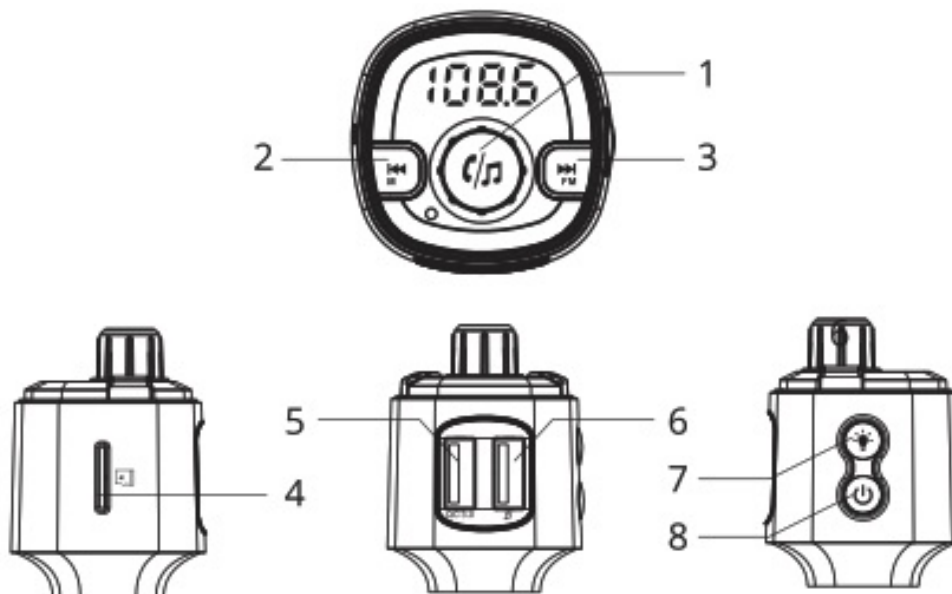
Pair the Crust CS50 device with your phone via BT. Play music on your phone and enjoy the sound from your Car Speakers

Contents [[hide](#)]

- [1 Operating Instructions](#)
- [2 Technical Specifications](#)
- [3 CRUST LIMITED WARRANTY](#)
- [4 Documents / Resources](#)
- [5 Related Posts](#)

Operating Instructions

1. Multi-Function Knob



Answer / Hang-up / Reject / Redial a call: Press the button to Answer / Hang up a call. Long press the button to Reject a call. Double Press the button to redial the last dialed number.

Play / Pause Music:

Press the button to Play / Pause Music.

Activate Voice Assistant:

Long press the button to activate Siri / Google Assistant on your phone.

Increase / Decrease Volume:

Rotate the knob to Increase / Decrease Volume.

Adjust Frequency:

Rotate the knob to change frequency when in frequency change mode.

2.

3. Previous Track / Music Mode Switch

Previous Track: Press the button to switch to the Previous Track when playing music.

Music Mode Switch:

Long press the button to switch between BT, USB, and TF card modes for playing music.

4. Next Track / Change FM Frequency

Next Track:

Press the button to switch to the Next Track when playing music.

Change FM Frequency:

Long press the button to change the FM Transmitter frequency.

5. Micro SD Card Slot

Play music from a Micro SD / TF card:

Insert a MicroSD card to play music. Refer to the Micro SD card music playing guide for more details.

6. USB Fast Charging Port

QC3.0 (3.6V-12V) Fast Charging Port.

7. USB Music / Charging Port

Play music from a USB drive:

Insert a USB drive to play music. Refer to the USB music playing guide for more details.

USB Charging Port: Can also be used as a 5V/1A USB charging port.

8. Change / Turn Off LED Light

Press the button to cycle between the 7 light colors or to turn off the lights. Long press the button to start the Fluid Rainbow Lights.

9. Power Button

Long press the button to power off the device. Press any button to power on the device.

How to Play music from a USB / Micro SD / TF card?

1. Format the USB drive / TF card (up to 32GB) to FAT32.
2. Add music files in MP3/WAV/WMA/FLAC formats.
3. Insert the USB drive and Long Press the button to change the mode to USB / TF card mode to start playing music.

Technical Specifications

Working Voltage: 12-24V (Voltage Limit: 10-26V)

USB output: QC3.0 (3.6-12V) & 5V/1A Supported Music formats: MP3/WAV/WMA/FLAC SNR: >60DB

Car battery voltage accuracy: $\pm 0.5V$

BT version: 5.0 BT profile: DSP and A2DP (Advanced Audio Distribution Profile)

BT transmission distance: <10 meters

Microphone effective distance: 0.5-2 meters

FM frequency: 87.5-108.0MHZ

FM mode: Stereo Digital PLL Frequency Lock

CRUST LIMITED WARRANTY

Encases, the brand owner, sole distributor, and service provider for Crust brand of products in India warrants to the original end-user customer that this product is designed to be free from defects in material and workmanship (except as provided below) for six (6) months from the date of purchase. This limited warranty extends only to the End User and is not transferable. If required, the cost of transporting the product to our service station shall be borne by the end-user.

If an Encasers product breaches this Limited Warranty, the End User may return it to Encases in accordance with the terms of the Return Policy, below, within a reasonable time after the End-user discovers the defect but in no event, after the limited warranty period expires. Subject to the conditions and limitations set forth below (the "Excluded Items"), Encasers will, at its discretion, either repair or replace any part of the product that proves defective by reason of improper workmanship or materials. In no event shall a refund be provided by Encasers to the End User.

If the End user returns a product to Encasers and Encasers determines that this Limited Warranty does not apply, Encasers will not return the product to the End User unless the End User requests it to do so and pays all expenses of shipment. If the End User does not request and pay for Encasers to return the product, it will become Encasers property. Any product covered by this Limited Warranty (as determined by Encasers) will, after repair or replacement, be shipped back to the End User at the End Users expense.

ENCASERS' TOTAL LIABILITY UNDER THIS OR ANY OTHER WARRANTY, EXPRESS OR IMPLIED, IS LIMITED TO REPAIR OR REPLACEMENT AS SET FORTH IN THIS DOCUMENT. REPAIR OR REPLACEMENT ARE THE SOLE AND EXCLUSIVE REMEDIES FOR BREACH OF WARRANTY OR ANY OTHER LEGAL THEORY. IN NO EVENT SHALL ENCASE BE LIABLE FOR ANY INCIDENTAL, INDIRECT, OR CONSEQUENTIAL DAMAGES, THIRD PARTY CLAIMS AGAINST YOU FOR DAMAGES, FOR PRODUCTS NOT BEING AVAILABLE FOR USE, OR FOR LOST OR DAMAGED DATA, WHETHER RESULTING FROM THE PURCHASE, USE, MISUSE, INABILITY TO USE OR INABILITY TO INSTALL THE PRODUCT OR FROM DEFECTS IN THE PRODUCT. ENCASERS' TOTAL LIABILITY FOR A CLAIM OF ANY TYPE SHALL NOT EXCEED THE AMOUNT PAID FOR THE SPECIFIC ENCASES PRODUCT THAT IS THE SUBJECT OF A CLAIM. TO THE EXTENT NOT PROHIBITED BY LAW IN YOUR STATE, PROVINCE, JURISDICTION, OR COUNTRY, THIS LIMITED WARRANTY IS THE EXCLUSIVE WARRANTY GIVEN BY ENCASES FOR THE PRODUCT AND

IS IN LIEU OF ALL OTHER WARRANTIES. EXCEPT FOR THE EXPRESS WARRANTIES CONTAINED IN THIS WARRANTY STATEMENT, ENCASSES DISCLAIMS ALL OTHER WARRANTIES, WHETHER EXPRESS, IMPLIED, OR STATUTORY, INCLUDING ANY WARRANTY OF MERCHANTABILITY, ANY WARRANTY OF FITNESS FOR A PARTICULAR PURPOSE, WARRANTIES AND CONDITIONS AGAINST HIDDEN OR LATENT DEFECTS, AND ANY IMPLIED WARRANTIES ARISING FROM A COURSE OF DEALING OR USAGE OF TRADE. THIS WARRANTY SUPERSEDES ALL OTHER WARRANTIES

BASED ON ORAL REPRESENTATIONS. TO THE EXTENT SUCH WARRANTIES AND CONDITIONS CAN NOT BE DISCLAIMED UNDER APPLICABLE LAW, ENCASSES LIMITS THE DURATION AND REMEDIES OF ANY SUCH NON-DISCLAIMABLE WARRANTIES AND CONDITIONS TO THE DURATION OF THIS EXPRESSED LIMITED WARRANTY, AND AT ENCASSERS' OPTION, THE REPAIR OR REPLACEMENT REMEDIES SET FORTH IN THIS DOCUMENT.

EXCLUDED ITEMS

THIS LIMITED WARRANTY DOES NOT COVER DEFECTS CAUSED BY negligence; accidents; improper maintenance; improper storage; misuse; installation or use not in accordance with Encasers' installation, product or safety instructions; abuse; impact or other force, whether prior or subsequent to installation; normal wear and tear; fire, lightning, tornadoes, or other acts of God; contact with liquid, water, rain, extreme humidity or heavy perspiration, sand, dirt or the like, extreme heat or food; excessive electrical supply or other problems with electrical power; abnormal mechanical or environmental conditions; application other than intended use; unauthorized disassembly, repair or modification; service by the unauthorized provider; installation of unapproved third party products; problems caused by, or resulting to, accessories, products, or components not supplied by Encasers; products for which Encasers has not received payment; or buyers remorse. This warranty also does not apply to any product on which the original identification information has been altered, obliterated, removed, or has been sold as second-hand.

Encases do not warranty against freight damage, concealed or otherwise. The End User must contact the delivering carrier to report freight damage within 48 hours of receipt of this product. Failure to report freight damages within the carrier's guidelines may result in the End User bearing all costs. Failure to sign the delivery receipt acknowledges approval of the product as it is and nulls the End Users claim. Check www.gocrust.com for detailed warranty terms and claim procedures.

Watch Setup Video
Scan the QR Code below.



For Support
+91 93241 53298
Mon-Sat (LOAM – 6 PM)
Except for public holidays

Documents / Resources

	CRUST CS50 Car Bluetooth FM Transmitter [pdf] Instruction Manual CS50, Car Bluetooth FM Transmitter
---	--