




CRIVIT Inflatable Pool Float Instruction Manual

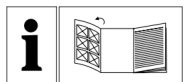
[Home](#) » [crivit](#) » CRIVIT Inflatable Pool Float Instruction Manual 



Contents

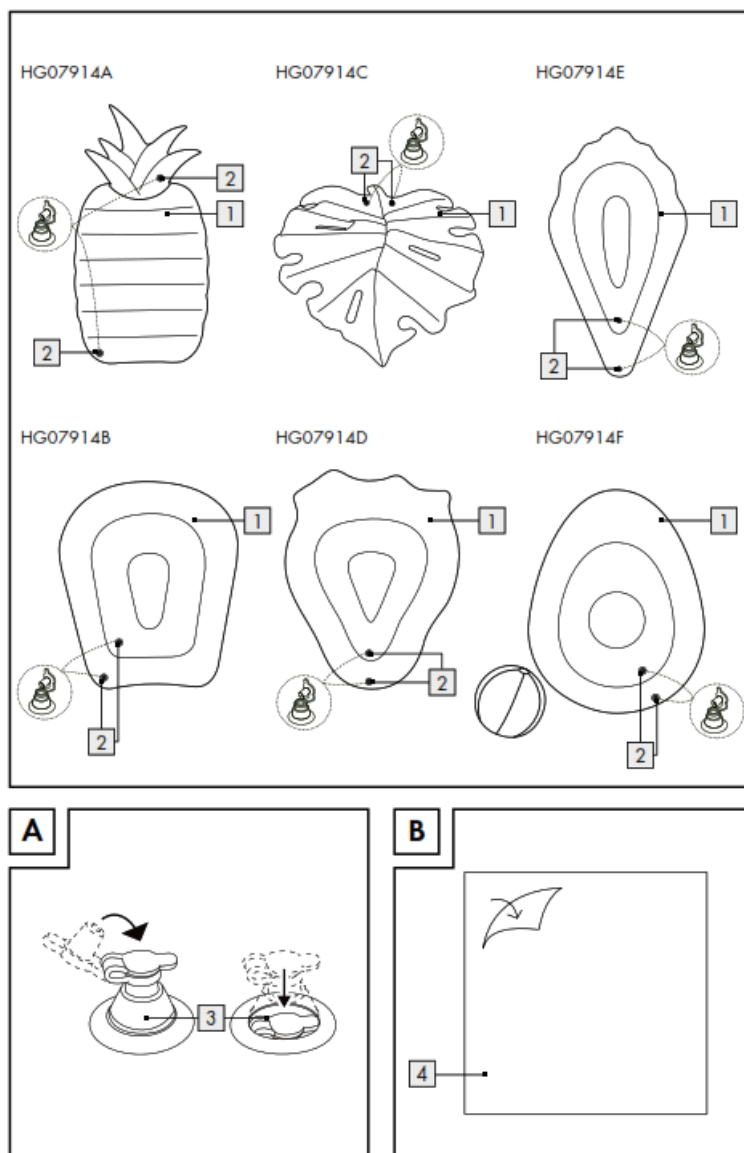
- [1 Inflatable Pool Float](#)
- [2 Operation and safety notes](#)
- [3 List of pictograms used](#)
- [4 Introduction](#)
- [5 Safety advice](#)
- [6 Inflatable ball](#)
- [7 Pictograms](#)
- [8 Operation](#)
- [9 Cleaning and care](#)
- [10 Disposal](#)
- [11 Warranty](#)
- [12 Documents / Resources](#)
- [13 Related Posts](#)

Inflatable Pool Float



INFLATABLE PINEAPPLE

Operation and safety notes



List of pictograms used



CE mark indicates conformity with relevant EU directives applicable for this product.

Introduction



We congratulate you on the purchase of your new product. You have chosen a high quality product. Familiarise yourself with the product before using it for the first time. In addition, please carefully refer to the operating instructions and the safety advice below. Only use the product as instructed and only for the indicated field of application. Keep these instructions in a safe place. If you pass the product on to anyone else, please ensure that you also pass on all the documentation with it.

DEFIANCE AND VIOLATION OF THIS MANUAL CAN RESULT IN HAZARDS, SUCH AS PERSONAL INJURY AND DEATH, E.G. FROM DROWNING!

Intended use

This product is not suitable for children under 14 year of age. Any use other than previously mentioned or any product modification is prohibited and can lead to injuries and / or product damage. The manufacturer is not liable for any damages caused by any use other than for the intended purpose. The product is not intended for commercial use. This product is not a swimming aid, or a water toy, or a winter sports article and is only suitable for swimmers!

Attention! The user surface is the side with the valves and symbols.

Description of parts

1. Inflatable Pineapple (HG07914A) /
Inflatable Fries (HG07914B) /
Inflatable Leaf (HG07914C)
Inflatable Strawberry (HG07914D) /
Inflatable Ice Cream Cone (HG07914E) /
Inflatable Avocado (HG07914F)
2. Valve
3. Repair patch
4. Deflation tube

Technical data

Dimensions (inflated):	HG07914A: approx. 187 x 94 x 19 cm (L x W x H) HG07914B: approx. 147 x 126 x 29 cm (L x W x H) HG07914C: approx. 135 x 133 x 35 cm (L x W x H) HG07914D: approx. 151 x 120 x 31.5 cm (L x W x H) HG07914E: approx. 188 x 107 x 25 cm (L x W x H) HG07914F: approx. 160 x 123 x 39 cm (L x W x H)
Weight:	HG07914A: approx. 1.1 kg HG07914B: approx. 1.35 kg HG07914C: approx. 1.02 kg HG07914D: approx. 1.17 kg HG07914E: approx. 1.125kg HG07914F: approx. 1.365 kg
Max. No. of persons:	1 person
Max.load:	HG07914A, HG07914B, HG07914D, HG07914E, HG07914F: 100 kg HG07914C: 80 kg
Rated pressure:	0.43 psi (0.03 bar)
Material:	PVC

Scope of delivery

1. Inflatable Pineapple (HG07914A) /
Inflatable Fries (HG07914B) /
Inflatable Leaf (HG07914C)
Inflatable Strawberry (HG07914D) /

Inflatable Ice Cream Cone (HG07914E) /

Inflatable Avocado (HG07914F)

2. Repair patches
3. Deflation tubes
4. Instructions for use



Safety advice

KEEP ALL THE SAFETY ADVICE AND INSTRUCTIONS IN A SAFE PLACE FOR FUTURE REFERENCE!



WARNING



RISK OF FATAL INJURY AND RISK OF ACCIDENTS FOR INFANTS AND

CHILDREN! Never leave children unattended with the packaging material or the product. There is a risk of suffocation from the packaging materials and a risk of fatal injury by strangulation. Children often underestimate dangers.



WARNING DANGER TO LIFE THROUGH

DROWNING! There is a danger of drowning. Use swimming aids if necessary. Never stay in the water alone. Make sure that at least one competent person is present. For swimmers only!



WARNING! Only to be used in shallow water in and under adult supervision.



WARNING DANGER TO LIFE! Never use the product in open water. Danger of being carried away from the bank or shore. Always use the product in enclosed areas of water that are small enough to be monitored or supervised, such as swimming pools (see warnings on the product).



WARNING DANGER TO LIFE! The product is not suitable for use as a floatation aid! A person who slips off the product could drown in a very short time, even though the water may be shallow enough to stand up in. Persons who cannot yet swim must therefore never be left to play unsupervised in water.



WARNING DANGER TO LIFE! Never use this product in deep areas of water. Use it exclusively in shallow areas of water. An area of water can be considered as shallow if the user of the product is able to sit on the bottom of the area of water and hold his or her head clearly above the water's surface (see warnings on the product).



CAUTION! RISK OF INJURY! Make sure that all parts are undamaged. Damaged parts could adversely affect safety and function. Use the device only for its intended purpose.



Make sure that you do not pump too much air into the product. Otherwise the product may burst.

- The product may only be used by persons who are familiar with the safety information.
- Please take note of the maximum highest load. Exceeding the weight limit can lead to product damages as well as influence the functions negatively.
- Do not use the product if visual damages can be seen or are suspected.
- Do not use the product if air is escaping.



CAUTION! RISK OF POISONING AND RISK OF DAMAGE TO PROPERTY! Do not light any fires near the product and keep it away from sources of heat.

- Do not use the product on hard or stony ground. Otherwise this may result in damage to the product.
- Keep the product away from pointed objects. Otherwise damage to the product may result.



CAUTION! The air chambers may be pressed under the water surface when getting onto it. This – as well as uneven loading of the product – could cause it to tip over.

- Keep the repair patch 3 out of the reach of children.



WARNING

Avoid the use of sunscreen and skin care products containing alcohol. Sunscreen and skin care products containing alcohol may dissolve the color coating of the inflatable PVC items. This can lead to discoloration on your body, your clothing, or on other objects which come into contact with the product.

Inflatable ball

(for HG07914F)

Intended use

The product is designed as a toy and is for personal use only.

Safety instructions





WARNING! None of the packaging and fastening materials are considered part of the toy and must always be removed for safety reasons before the product can be given to children to play with.

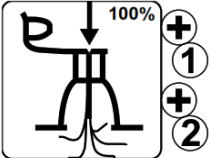




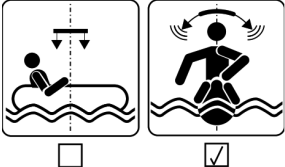
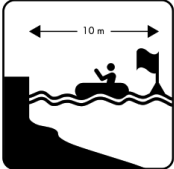

- Children may only play with the product under adult supervision.
- Adult assembly required.
- Make sure that the product and all parts and components are only given to the child after assembly.
- The product is not intended to keep children's heads above water.
- Check the product for damage or wear before each use. The product may be used only when in good working order and condition!






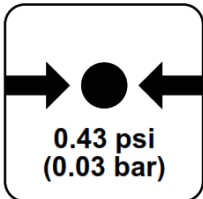
Pictograms



WARNING! Take note of the information contained in the pictograms applied to the product before you use it. Failure to observe this advice could result in injury and / or damage.

	Mandatory action sign
	Swimmers Only!

	<p>Fully inflate all air chambers. As indicated order of inflation.</p>
	<p>Numbers of users, adults / children</p>
	<p>Read instructions first.</p>
<p>HG07914A / HG07914B / HG07914D HG07914E / HG07914F</p> 	<p>Max. load capacity</p>
<p>HG07914C</p> 	<p>Max. load capacity</p>
	<p>Device requires balancing.</p>
	<p>Safe distance from shore: 10 m</p>
	<p>Prohibition sign</p>

	Do not use in offshore wind.
	Do not use in offshore currents.
	Not for children 14 years of age and below.
	Warning action sign
	No protection against drowning.
	Design working pressure

Operation

Note: Before using the product for the first time, check it carefully for holes, porous places and or seams that are not airtight by adult.

Recommendation: Blow up the product and leave it alone for one day. Air new products in the open air for a few days.

Letting in air

CAUTION! Inflatable plastic products react sensitively to the cold and hot. That is why you should never use the product when the ambient temperature falls to below 15 ° C and rises above 40 ° C. Otherwise damage to the product may result.

Note: Basically, only an adult should be responsible for pumping the product up. Make sure that you do not pump too much air into the product. On no account should you use a compressor. Stop the process when resistance increases during pumping and the seams start to stretch. Otherwise the material might tear. Only use manual pumps and / or pumps specifically designed for use with inflatable plastic products.

IMPORTANT! Keep in mind that air temperature and weather conditions can affect the air pressure inside inflatable products. In cold weather the product behaves as if it has less air pressure in it because the air inside contracts. Under these conditions you may have to add air. In hot weather the air inside expands. Under these

conditions you may have to remove air in order to avoid overfilling.

- Roll the product out first and then check for holes, tears and other damage.
- Open the valve 2 . Inflate all the air chambers until the item is taut enough. Close the valve cap and press the valve 2 down by applying a light pressure for each chamber.
- Make sure that the chambers are equally filled with air one after the other.

Letting air out

Pull the valve 2 out and press the valve stem lightly so that the air can escape or insert the deflation tube 4 into the valve 2 to allow the air to escape quickly.

Note: Make sure that the product is completely dry before folding it together. This will prevent the formation mould, bad odours and discoloration.

Cleaning and care

- Use a slightly damp, lint-free cloth to clean the product.
- On no account should you use corrosive or scouring detergents.

Storage instruction

- Make sure that the product is completely dry both inside and out when wishing to store it for any length of time. Otherwise mildew and mould may form.
- Store the product in dark, dry place – out of reach of children.
- The ideal storage temperature is 10–20 °C.
- Ensure that the product does not come into contact with sharp objects during storage.

Repairing the product

Note: Minor damage can be repaired by the owner using the supplied repair kit. Have any major damage carried out at a specialist repair shop.

- First let all the air escape from of the product (see “Letting air out”).
- Cut the repair patch 3 to suit the size of the hole.
Note: Ensure that the repair patch 3 is larger than the hole and overlaps the edges of the hole.
- Round off the sides of the repair patch 3 and pull off the protective foil.
- Place the repair patch 3 on the hole and press it down firmly. If necessary, stand a heavy object on the repair patch 3 .
- Wait for 24 hours before you pump up the product again.

Disposal

The packaging is made entirely of recyclable materials, which you may dispose of at local recycling facilities. Contact your local refuse disposal authority for more details of how to dispose of your worn-out product.

Warranty

The product has been manufactured to strict quality guidelines and meticulously examined before delivery. In the

event of product defects you have legal rights against the retailer of this product. Your legal rights are not limited in any way by our warranty detailed below.

The warranty for this product is 3 years from the date of purchase. The warranty period begins on the date of purchase. Please keep the original sales receipt in a safe location. This document is required as your proof of purchase.

Should this product show any fault in materials or manufacture within 3 years from the date of purchase, we will repair or replace it – at our choice – free of charge to you. This warranty becomes void if the product has been damaged, or used or maintained improperly.

The warranty applies to defects in material or manufacture. This warranty does not cover product parts subject to normal wear, thus possibly considered consumables (e.g. batteries) or for damage to fragile parts, e.g. switches, rechargeable batteries or glass parts.

Warranty claim procedure

To ensure quick processing of your case, please observe the following instructions:

Please have the till receipt and the item number (IAN 385215_2107) available as proof of purchase.

You will find the item number on the rating plate, an engraving on the front page of the instructions for use (bottom left), or as a sticker on the rear or bottom of the product.

If functional or other defects occur, please contact the service department listed either by telephone or by e-mail.

You can return a defective product to us free of charge to the service address that will be provided to you. Ensure that you enclose the proof of purchase (till receipt) and information about what the defect is and when it occurred.

Service

Service Great Britain

Tel.: 08000569216

E-Mail: owim@lidl.co.uk



OWIM GmbH & Co. KG

Stiftsbergstraße 1

74167 Neckarsulm

GERMANY

Model-No.: HG07914A / HG07914B / HG07914C /

HG07914D / HG07914E / HG07914F

Version: 02 / 2022

Last Information Update

Tilstand af information



www.lidl-service.com

IAN 385215_2107

