



**040908 Light
Up Tracing Pad**



Crayola 040908 Light Up Tracing Pad User Manual

[Home](#) » [Support](#) » Crayola 040908 Light Up Tracing Pad User Manual 

Contents

- [1 Crayola 040908 Light Up Tracing Pad](#)
- [2 Package Contents](#)
- [3 How to Use Your Light-Up Tracing Pad](#)
- [4 Insert Batteries](#)
- [5 For Best Results](#)
- [6 QUALITY GUARANTEE](#)
- [7 FAQs](#)
- [8 Video-Crayola 040908 Light Up Tracing Pad](#)
- [9 References](#)
- [10 Related Posts](#)

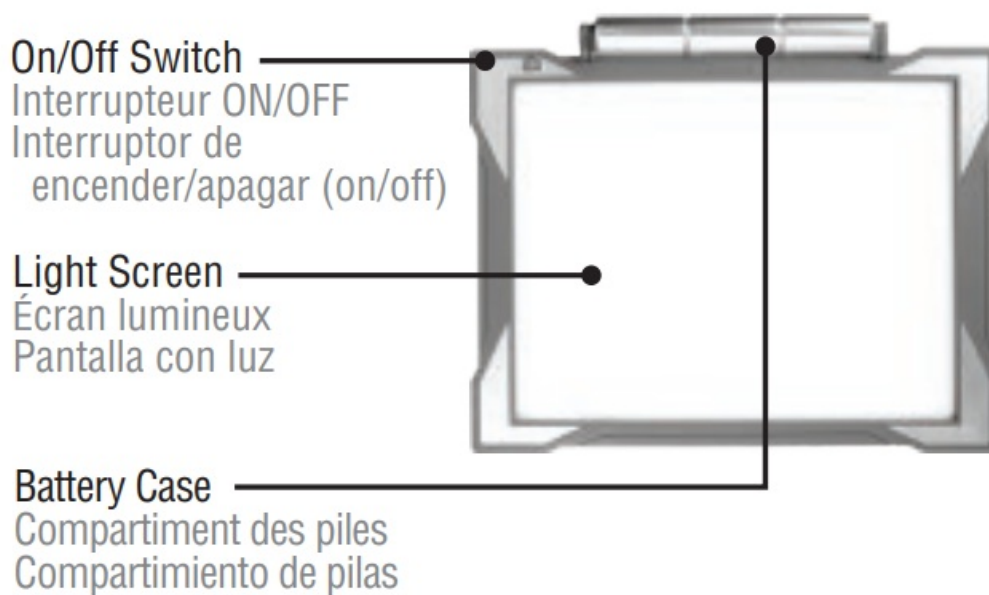


Crayola 040908 Light Up Tracing Pad

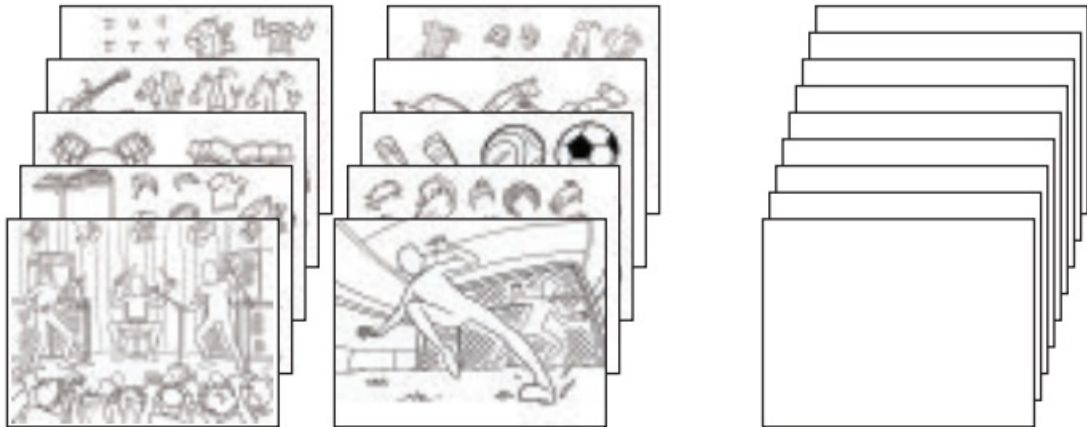


NOTE: Please review the instructions to ensure the best results.


Package Contents



- 10 Design Template Sheets



- 10 Blank Tracing Sheets
- 12 Colored Pencils



- Graphite Pencil



Plus more tracing sheets at: [Crayola.com/tracing](https://www.crayola.com/tracing)

Additional Items Needed: 3 AA alkaline batteries & Phillips screwdriver (Not included)

How to Use Your Light-Up Tracing Pad

1. Slide the light switch to the “On” position.



2. Lay a design sheet on the screen. Cover with a blank tracing sheet.



3. Trace, then replace! Swap the first design sheet with new ones to add different details.

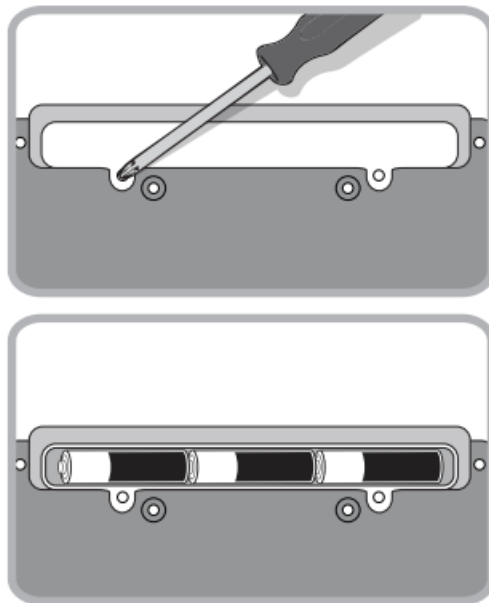


4. When your design is just the way you want, color it in.



Insert Batteries

CAUTION: BATTERIES MUST BE INSTALLED BY AN ADULT ONLY.



1. Use a Phillips screwdriver (not included) to loosen battery cover screws underneath the pad.
2. Remove the used batteries and dispose of them properly. Insert three (3) AA alkaline batteries. Ensure that the direction matches the diagram inside the battery case.
3. Replace the battery cover and tighten the screws.

For Best Results

- Use one design sheet & one drawing sheet at a time.
- Trace outline lightly with a pencil & color as desired.
- Any standard writing or copier paper may be used with the Tracing Pad.
- Also use Crayola Crayons, Markers or Colored Pencils for tracing & coloring.
- Turn the Tracing Pad to “Off” position when not in use.
- Wipe any marks or dust off screen with a soft, damp cloth. Do NOT immerse Tracing Pad in water.

FOR BEST RESULTS: To sharpen, use a hand-held sharpener

BATTERY SPECIFICATIONS & CAUTIONS

Requires 3 AA batteries 4.5 V (DC). Rechargeable batteries are only to be charged under adult supervision. Rechargeable batteries are to be removed from the toy before being charged. Non-rechargeable batteries are not to be recharged. Different types of batteries or new and used batteries are not to be mixed. Batteries are to be inserted with the correct polarity. Exhausted batteries are to be removed from the toy. The supply terminals are not to be short-circuited.

Contents and colors may vary. Keep instructions for future reference.

NO BATTERIES INCLUDED

The Wheelie Bin symbol indicates that the product and the batteries must not be disposed of with other household waste as they may contain elements that can have a harmful effect on the environment and human health. Please use designated collection points or recycling facilities when disposing of the item and the batteries. To help locate

your nearest facility see: www.recyclenow.com

BINNEY & SMITH (EUROPE/EUROPA) LTD., BEDFORD HEIGHTS, MANTON LANE, BEDFORD, MK41 7PH, ENGLAND/ ANGLETERRE/INGLATERRA. BINNEY & SMITH (EUROPE/EUROPA) LTD., VIA FIGLINE 13, 47122 FORLI (FC), ITALY/ITALIE/ITALIA.

DISTRIBUTED IN AUSTRALIA BY CRAYOLA (AUSTRALIA) PTY LTD. 10 CARIBBEAN DRIVE SCORESBY VICTORIA 3179. IMPORTED BY CRAYOLA CANADA, LINDSAY, ON, K9V 2N5.

QUALITY GUARANTEE

We guarantee the quality of all Crayola products. If this product does not perform properly, please contact us.

- M-F, 9 AM-4 PM ET/AEST: U.S.A. & CANADA (Call/Text): 1-800-CRAYOLA ([800-272-9652](tel:800-272-9652))
- Text charges may apply.
- **AUSTRALIA:** 1-800-657-353
- M-F, 9 AM-5 PM LOCAL TIME:
- **UK:** 0800 389 6238
- **ITALY:** +39 (0) 543 720997
- **MEXICO:** 800 7178 222
- **BENELUX:** +31 (0)104596 580
- **FRANCE:** +33 (0) 1 41 06 54 54
- **GERMANY:** +496103 459180

crayola.com

FAQs

What is the main purpose of the Crayola 040908?

The Crayola 040908 is designed to help children trace images and develop their drawing skills with a bright, illuminated surface.

What materials are included with the Crayola 040908?

The Crayola 040908 comes with 12 colored pencils, 10 tracing sheets, 10 blank sheets, and a graphite pencil, providing everything needed to start creating.

What materials are included with the Crayola 040908?

The Crayola 040908 requires 3 AA batteries, which are not included in the package.

What age group is the Crayola 040908 suitable for?

The Crayola 040908 is recommended for children aged 6 years and up, making it a great tool for young artists.

How does the light feature work on the Crayola 040908?

The Crayola 040908 uses a bright LED backlight to illuminate images, making it easy for kids to trace designs.

Is the Crayola 040908 portable?

Absolutely! The Crayola 040908 is lightweight and slim, making it easy to transport for travel or art classes.

Is the Crayola 040908 portable?

The Crayola 040908 has a maximum recommended load of 2 pounds, ensuring safe use with various materials.

What type of art styles can be explored with the Crayola 040908?

The Crayola 040908 allows kids to explore various art styles, including 2D animation, sketching, and expressive lettering.


Is the Crayola 040908 a good gift option?

Definitely! The Crayola 040908 makes an excellent gift for birthdays or holidays, suitable for both boys and girls.

What supplies come with the Crayola 040908 Light Up Tracing Pad?

The Crayola 040908 includes a pink coloring board, one graphite pencil, twelve short colored pencils, ten tracing sheets, and ten blank sheets to encourage creativity.

Video-Crayola 040908 Light Up Tracing Pad



[Download this Manual: Crayola 040908 Light Up Tracing Pad 040908 Manual Tracing-Pad.mp4](#)

References

- [User Manual](#)

[Manuals+](#), [Privacy Policy](#)

This website is an independent publication and is neither affiliated with nor endorsed by any of the trademark owners. The "Bluetooth®" word mark and logos are registered trademarks owned by Bluetooth SIG, Inc. The "Wi-Fi®" word mark and logos are registered trademarks owned by the Wi-Fi Alliance. Any use of these marks on this website does not imply any affiliation with or endorsement.