

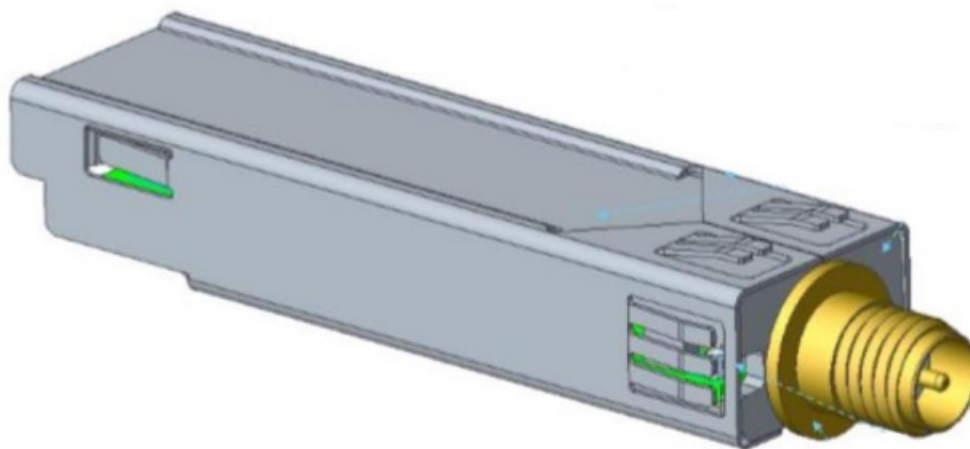


# cradlepoint MC20BT Bluetooth Low Energy 5 Module User Guide

[Home](#) » [Cradlepoint](#) » cradlepoint MC20BT Bluetooth Low Energy 5 Module User Guide 



## MC20BT Bluetooth Low Energy 5 Module User Guide



### Contents

- [1 Introduction](#)
- [2 Before You Begin](#)
- [3 Setup](#)
- [4 Resources](#)
- [5 Help and Support](#)
- [6 MC20BT Bluetooth Low Energy Module Models](#)
- [7 Documents / Resources](#)
  - [7.1 References](#)
- [8 Related Posts](#)

## Introduction

This document describes the MC20BT Bluetooth Low Energy Module and provides setup and installation information as well as reference to other compatible Cradlepoint products

## Before You Begin

The MC20BT Bluetooth Low Energy Module is compatible exclusively with Cradlepoint products and requires an active NetCloud Subscription for proper functionality.

### Product Compatibility

The following Cradlepoint endpoints are compatible with the MC20BT Bluetooth Low Energy Module:

[E300 Series Routers](#)

[E3000 Series Routers](#)

## Setup

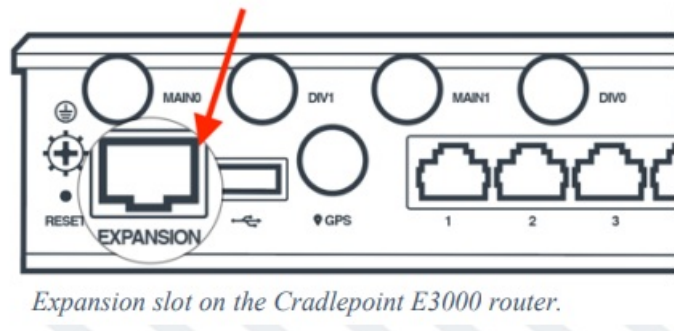
Refer to the following steps to install and configure the MC20BT Bluetooth Low Energy Module.

STEP 1: Check box contents.

The MC20BT may be purchased individually or packaged with a compatible Cradlepoint endpoint. The following may be included in the package:

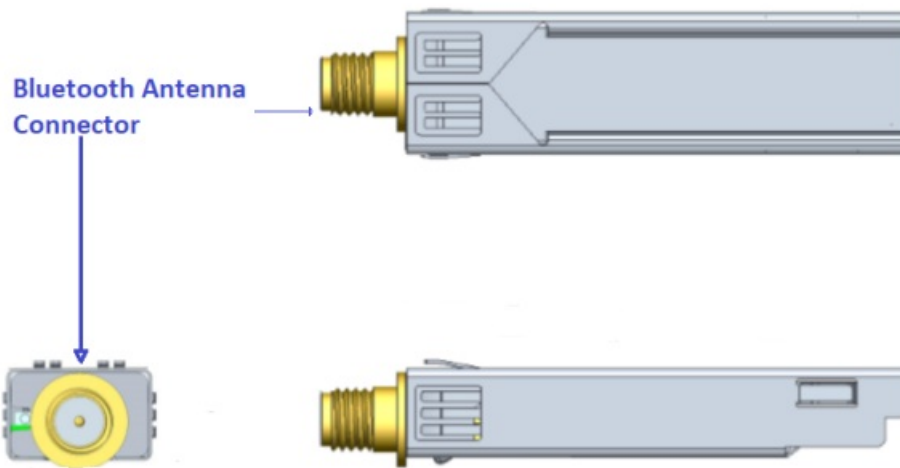
- [1] MC20BT Bluetooth Low Energy Module
- [1] Bluetooth antenna

STEP 2: Install the MC20BT Bluetooth Low Energy Module.



1. Power off the Cradlepoint endpoint.
2. Align the plug-in end of the MC20BT with the appropriate expansion port on the endpoint and connect the module to the endpoint.
3. Hold the endpoint with one hand and the module with the other and press the two devices together firmly to ensure proper connection.
4. Power on the Cradlepoint endpoint.

STEP 3: Attach the antenna.



1. Hold the antenna straight and twist the base to thread onto the connector.
2. Tighten with fingers only (maximum torque not to exceed 4-in-lbs). Do not over-tighten.

STEP 4: Activate the MC20BT Bluetooth Low Energy Module in NetCloud.

Configure your MC20BT Bluetooth Low Energy Module adapter in NetCloud Manager. Log into your NetCloud account and configure the Bluetooth adapter settings along with the associated Cradlepoint endpoint it is connected to. For more information, refer to [Getting Started with NetCloud.](#)

## Resources

MC20BT Bluetooth Low Energy Module Data Sheet

## Help and Support

- [Cradlepoint Customer Community](#)
- [Cradlepoint Support Services](#)
- [Contact Us](#)

## MC20BT Bluetooth Low Energy Module Models

This document applies to the MC20BT Bluetooth Low Energy 5 Module model, part number 170846-000.

1111 W Jefferson St, Boise, ID 83702


Toll Free: 855.813.3385

Local: 208.424.5054








Fax: 208.429.6852

[cradlepoint.com](http://cradlepoint.com)

## Documents / Resources

	<p><a href="#">cradlepoint MC20BT Bluetooth Low Energy 5 Module</a> [pdf] User Guide 170846A, UXX-170846A, UXX170846A, MC20BT Bluetooth Low Energy 5 Module, MC20BT, Bluetooth Low Energy 5 Module</p>
---	--

References

-  [Cradlepoint | Wireless WAN & Private Cellular Solutions](#)
-  [Contact Us | Cradlepoint](#)
-  [E300 Series Enterprise Router Endpoints | NetCloud Equipment | Cradlepoint](#)
-  [E3000 Series Enterprise Router Endpoints | NetCloud Equipment | Cradlepoint](#)
-  [Customer Support & Live Chat | Cradlepoint](#)
-  [Customer Connect](#)
-  [Customer Connect](#)