



CP PLUS E28A ezykam+ WiFi Cameras WiFi and Wireless Security User Guide

[Home](#) » [CP PLUS](#) » CP PLUS E28A ezykam+ WiFi Cameras WiFi and Wireless Security User Guide 



Contents

- [1 E28A ezykam+ WiFi Cameras WiFi and Wireless Security](#)
- [2 What's in the Box](#)
- [3 Get Ready](#)
- [4 Frequently Asked Questions](#)
- [5 Works with Alexa and Google Assistant](#)
- [6 System Requirements](#)
- [7 Technical Specifications](#)
- [8 Documents / Resources](#)

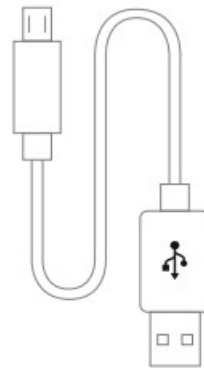
E28A ezykam+ WiFi Cameras WiFi and Wireless Security

Thank you for choosing CP PLUS ezykam+. Get started using your new devices by downloading ezykam+ app, one convenient app that manages everything straight from your smart phone. Easily connect to your home Wi-Fi and control multiple devices from the touch of your tips

What's in the Box



ezykam+ Wi-Fi Camera



USB Cable



Power Adapter

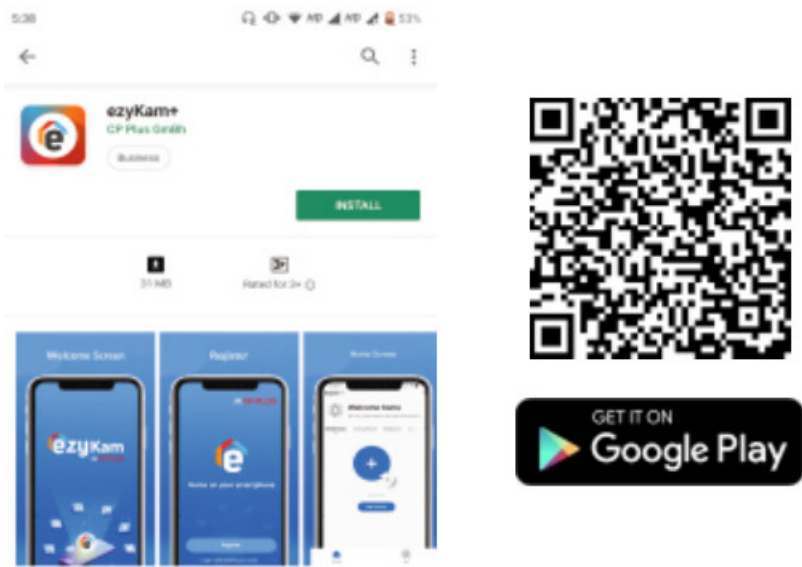
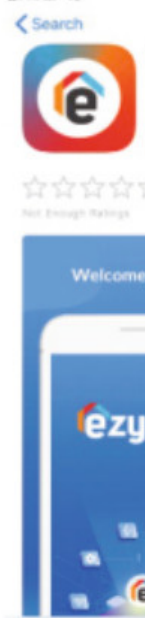


Quick Operation
Guide

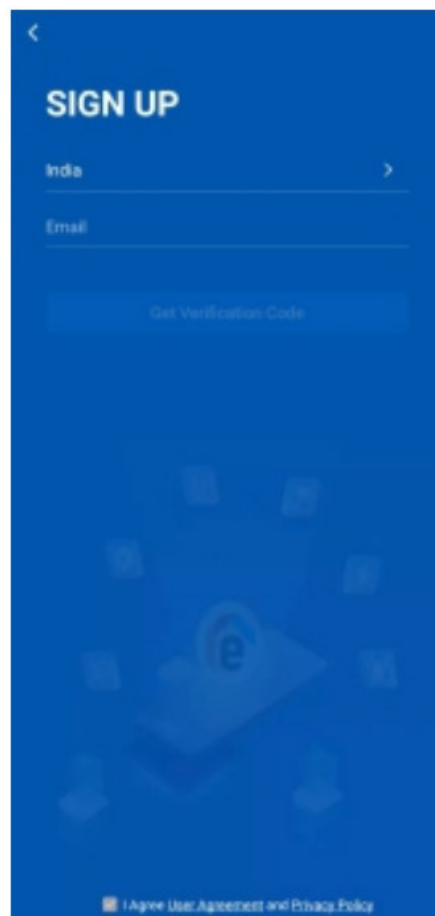
Get Ready

- Know your Wi-Fi network and password.
- Make sure your mobile device is running iOS® 9.0 or higher or Android™ 5.0 or higher.
- Make sure you're connecting to a 2.4GHz Wi-Fi network (It can't connect to 5GHz networks)

1. Download the ezykam+ app from App Store or Google Play.

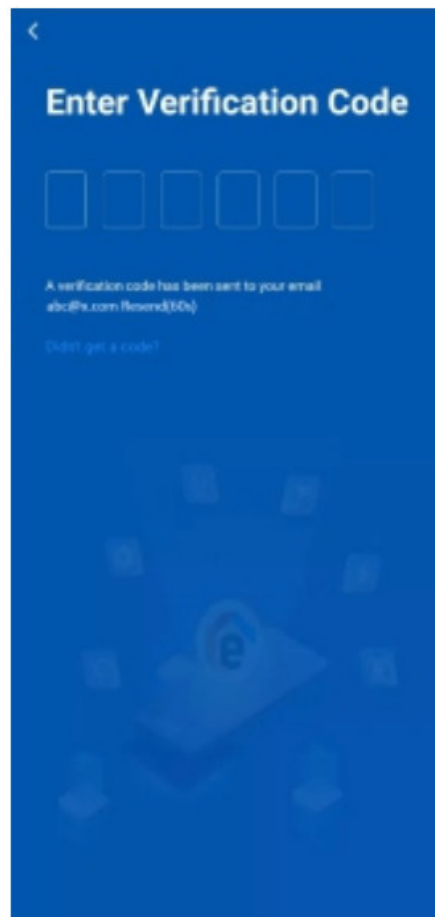
	
http://mobapp.cppluscloud.com/store/ezykamplus	http://m

2. Register an account on your ezykam+ app.



STEP 1

- Select the country.
- Enter the email address.



STEP 2.

- Enter the verification code and create a password

3. Plug in

How do reset my camera?

- Use the reset pin or press the Reset Button for several seconds until the camera starts to beep.
- **Optional:** Insert Micro SD card



4. Add Camera

- Open ezykam+ app, click “+” on the topright corner of the “HOME” page, then select “Specific model to add”.
- Make sure that the Red LED indicator is blinking and voice prompt is audible.



- Enter your “Wi-Fi network and password”, click “CONFIRM”.



4.0 AddCamera

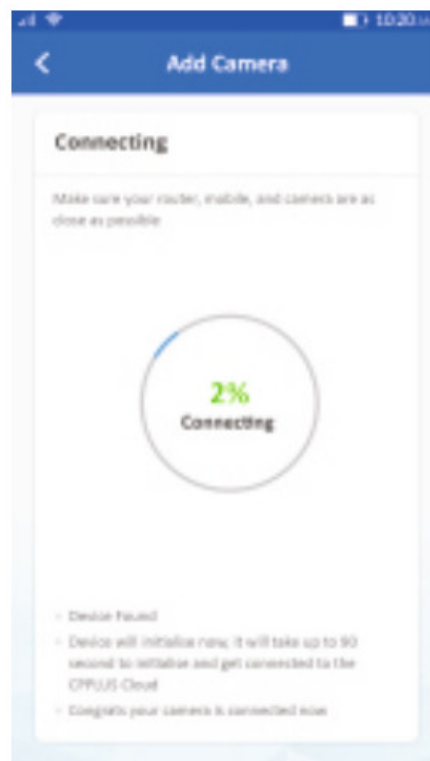
- Read the instruction about “Scan the camera QR code” and click “Continue”.
- Scan the QR Code on your phone with camera. Heard voice prompt, click “Heard the beep”.



<http://uqr.me/joewaters/qr/QRC4Df0205>

4.1 AddCamera

- When the indicator light on the device turns to steady blue light, the network configuration is complete.
- Please refer to the specific AP interface if there are any differences.



Frequently Asked Questions

1. Can I share the camera with family and friends?

Yes, you can share your cameras with family and friends who will have access to view the camera.

2. What's the Wireless Range?

The range of your home Wi-Fi is heavily dependent on your home router and the conditions of the room. Check with your router specifications for exact range data.

3. The camera appears offline or unreachable?

Make sure you enter the correct Wi-Fi password during the Wi-Fi setup. Check whether there are any Internet connection problem. If the Wi-Fi signal is too weak, reset your Wi-Fi router and try again.

4. Cannot connect to your Wi-Fi network.

Make sure you enter the correct Wi-Fi password during the Wi-Fi setup. Check whether there are any Internet connection problems. If the Wi-Fi the signal is too weak, reset your Wi-Fi router and try again.

5. How many cameras can I control?

CP Plus app can control an unlimited number of cameras in an unlimited amount of locations. Your router may have a limit on how many cameras can be connected to one router.

Works with Alexa and Google Assistant

- Now Stream your camera video using Alexa and Google Assistant.



System Requirements

- Smartphone running iOS® 9.0 or higher or Android™ 8.0 or higher
- Existing Wi-Fi Network with internet connection

Technical Specifications

- Camera: up to 2MP (1920×1080) at 20frames / sec. H.264 encoding
- Field of view: 81.8°(D), 70°(H), 39°(V)
- Audio: Internal Speaker and Microphone
- Storage: supports up to 256GB Micro SD card (not included)
- Wi-Fi: IEEE 802.11 b/g/n, 2.4GHz (not compatible with 5GHz Wi-Fi networks)



Thank you for choosing CPPlus ezykam+.

For further assistance, you can reach us via ezycare@cpplusworld.com

**** Please read the instruction carefully before using the product ****

Documents / Resources

	<p>CP PLUS E28A ezykam+ WiFi Cameras WiFi and Wireless Security [pdf] User Guide</p> <p>E28A ezykam WiFi Cameras WiFi and Wireless Security, E28A, ezykam WiFi Cameras WiFi and Wireless Security, WiFi and Wireless Security, Wireless Security, Security</p>
---	--

[Manuals+.](#)