

[Skip to content](#)

## **Manuals+**

User Manuals Simplified.



# COUGAR VX120 Vortex ARGB PWM HDB Installation Guide

[Home](#) » [Cougar](#) » COUGAR VX120 Vortex ARGB PWM  
HDB Installation Guide



VORTEX ARGB  
VX120  
PWM HDB  
REAL GEAR FOR REAL GAMERS  
[www.cougargaming.com](http://www.cougargaming.com)

## **EXCLUSIVE VORTEX DESIGN**

Enjoy a focused and powerful airflow directly to the key components of your computer with Vortex ARGB's patented design.

## **TRI-DIRECTIONAL ARGB CIRCLE OF LIGHT**

More than a fan, Vortex ARGB is a work of art. Every single fan is equipped with 18 ARGB LEDs that deliver a powerful and bright lighting experience to the front, inner and outer areas of the circle.

## **FAN SUPPORT FOR 5V ADDRESSABLE HEADER**

VX120 supports connection to compatible motherboards to achieve System-wide ARGB lighting synchronization

\* **Notice:** Only support 3-pin 5V addressable header, please do not connect the fan on 4-pin 12V Non-addressable header.

This product can be only used and connected on COUGAR Core Box V3 or another motherboard/controller which supports a 3-pin 5V addressable header.

**Contents** [hide](#)

[1 FAN SPECIFICATIONS](#)

[2 FEATURES](#)

[3 Documents / Resources](#)

[4 Related Posts](#)

## **FAN SPECIFICATIONS**

- Product name : ARGB VX120
- Bearing : Hydro-dynamic bearing
- Speed : 600-1500RPM  $\pm$ 200RPM
- Airflow : 48.98 CFM  $\pm$  10%
- Static pressure : 1.04 mmH2O  $\pm$  10%
- Acoustical noise : 29.8 dB(A)

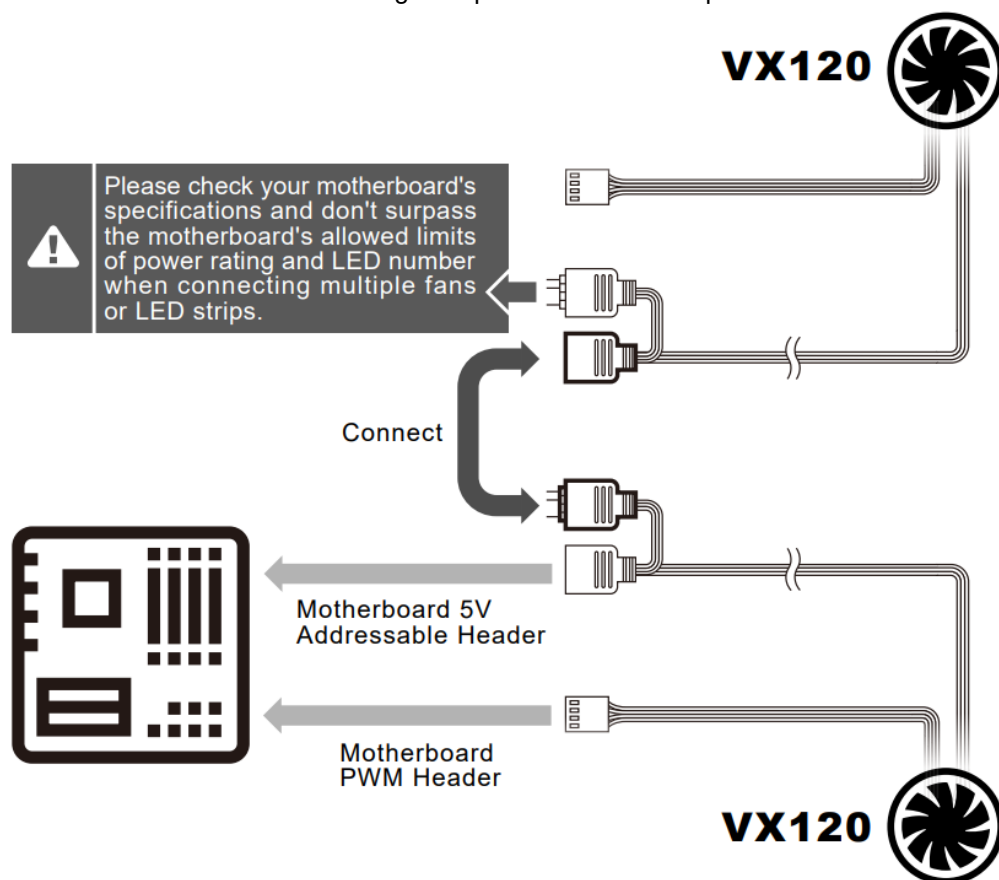
- RGB connection interface : 3-Pin
- ARGB RGB operating voltage: 5 VDC
- Operating voltage: 12 VDC
- Max. input power: 1.68 W  $\pm$  10%
- Dimension : 120 x 120 x 25mm
- Weight: 126g

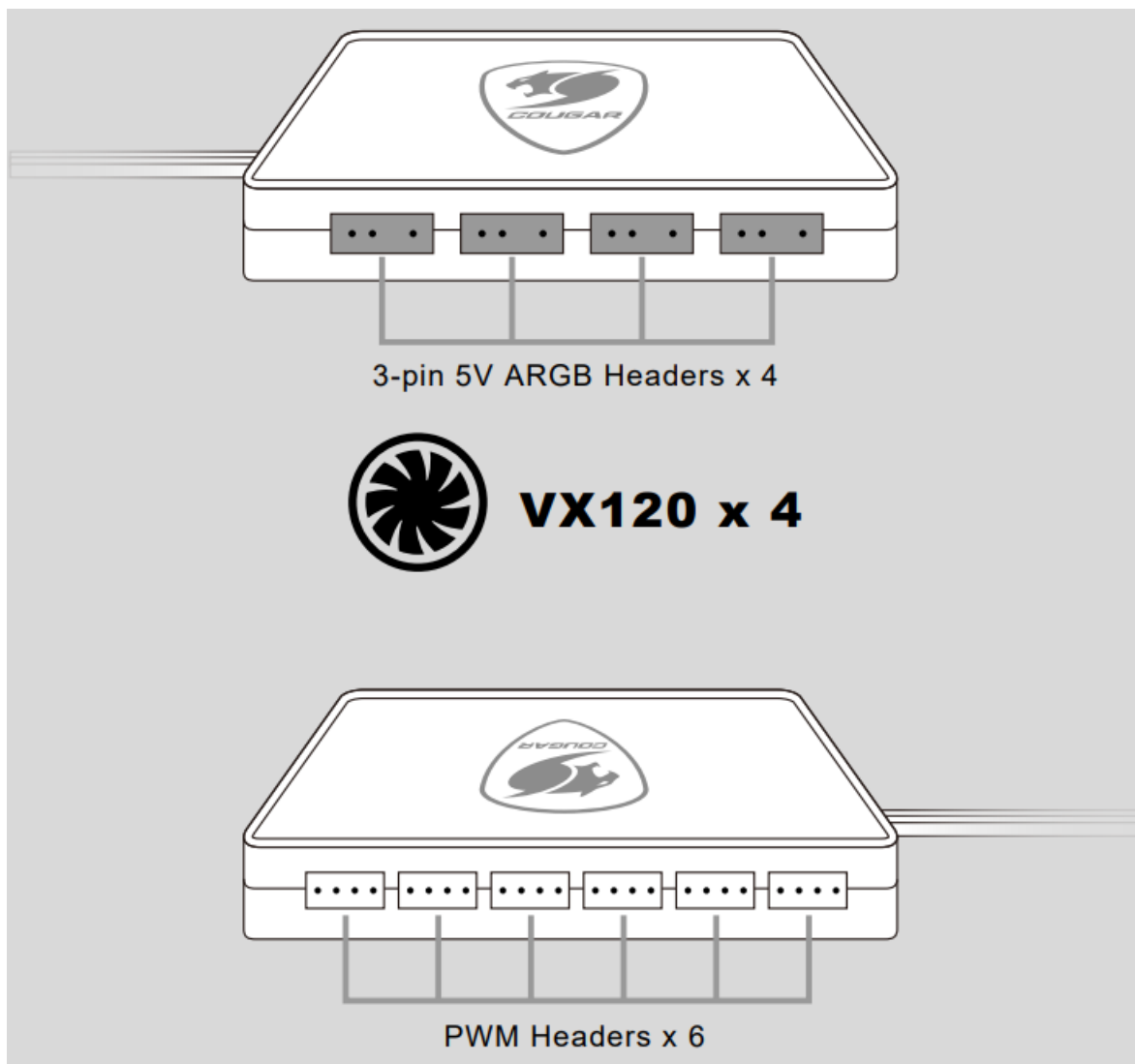
## FEATURES

- ADVANCED ARGB FAN
- 18 ARGB LEDs PER FAN + TRI-DIRECTIONAL LIGHTING DESIGN
- VORTEX ARGB FANS SUPPORT 5V ADDRESSABLE HEADER TO COMPATIBLE MOTHERBOARDS
- PATENTED COUGAR FAN DESIGN THAT OPTIMIZES AIRFLOW

### 5V ADDRESSABLE HEADER ADAPTER INSTALLATION

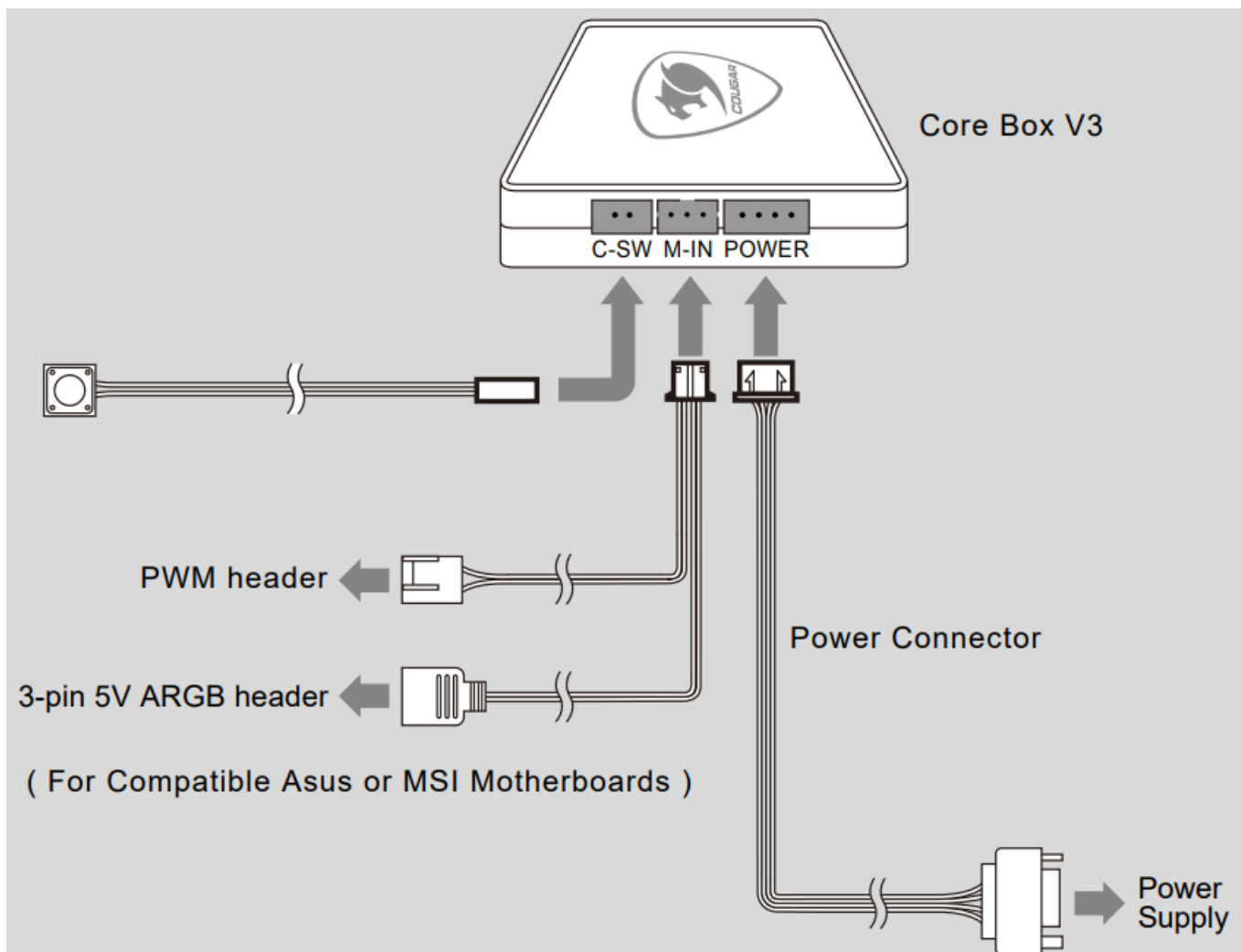
Please check your motherboard's specifications and don't surpass the motherboard's allowed limits of power rating and LED number when connecting multiple fans or LED strips.

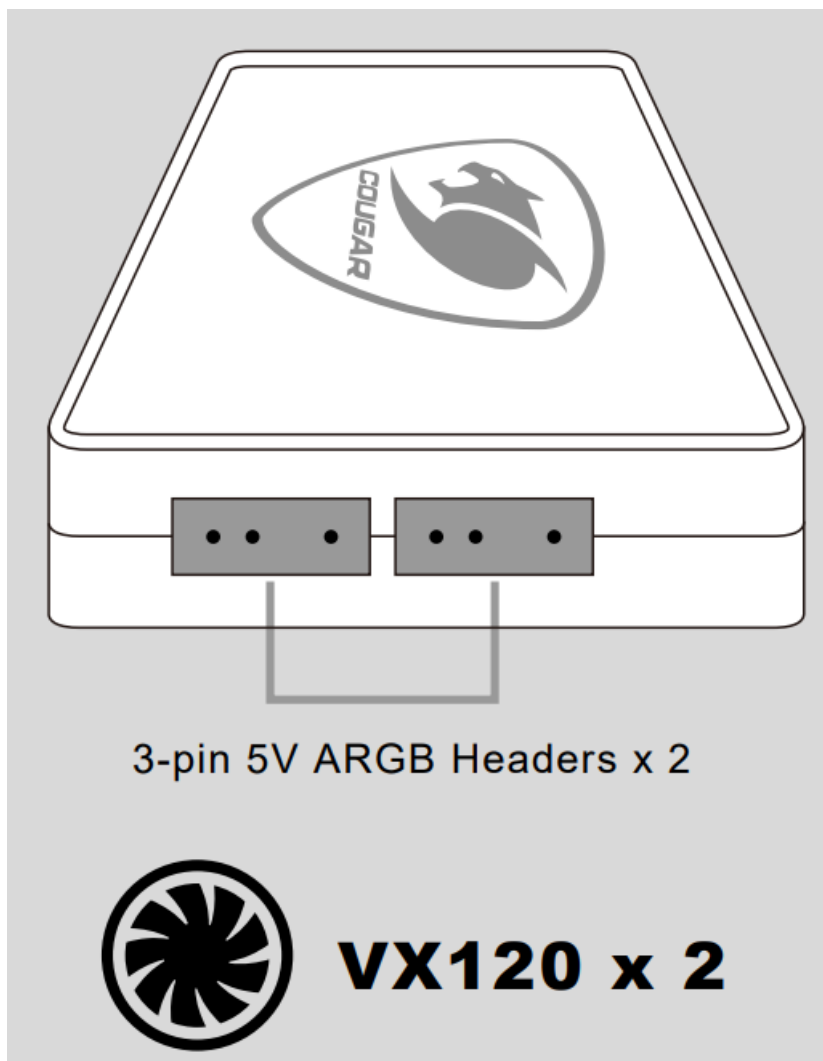




### INSTALLING CORE BOX V3 (Optional)

Core Box V3 Lighting Switch (Included) or Your Case's Reset Button Cable (if available)





## Documents / Resources



[COUGAR VX120 Vortex ARGB PWM HDB](#) [pdf] Installation Guide  
VX120, Vortex ARGB PWM HDB

[Manuals+](#),

- [home](#)
- [privacy](#)