

COSTWAY PS7478 Wood Multi-Layer Platform Cat Tree User Manual

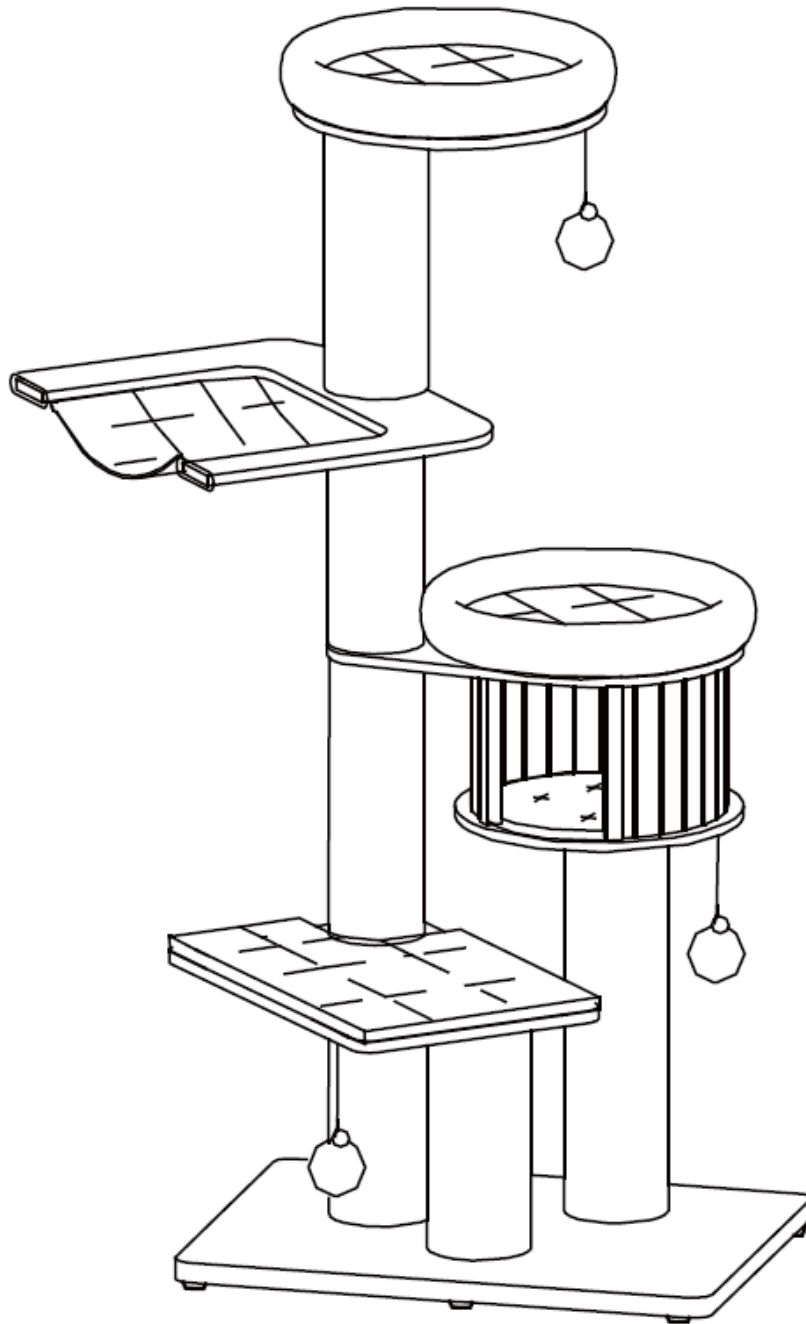
[Home](#) » [COSTWAY](#) » COSTWAY PS7478 Wood Multi-Layer Platform Cat Tree User Manual 

Contents











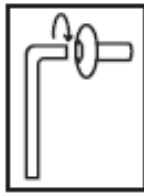





- [1 COSTWAY PS7478 Wood Multi-Layer Platform Cat Tree](#)
- [2 WHAT IS IN BOX](#)
- [3 INSTALLATION](#)
- [4 Documents / Resources](#)
- [5 Related Posts](#)



COSTWAY PS7478 Wood Multi-Layer Platform Cat Tree



WHAT IS IN BOX

A 1X		68*40cm	J 1X		35cm
B 1X		55*38cm	K 4X		40cm
C 1X		D38cm	L 1X		55.6cm
D 2X		D47*11cm	<div> <p>(1) 3X  D40mm</p> <p>(2) 6X  D10*80mm</p> <p>(3) 3X  D10*90mm</p>  </div>		
E 1X		D42*1.5cm			
F 1X		60*55*1.5cm			
G 1X		D45*28cm			
H 1X		55*38*1.5cm			
I 1X		75*56*2.5cm			

INSTALLATION

STEP1

1

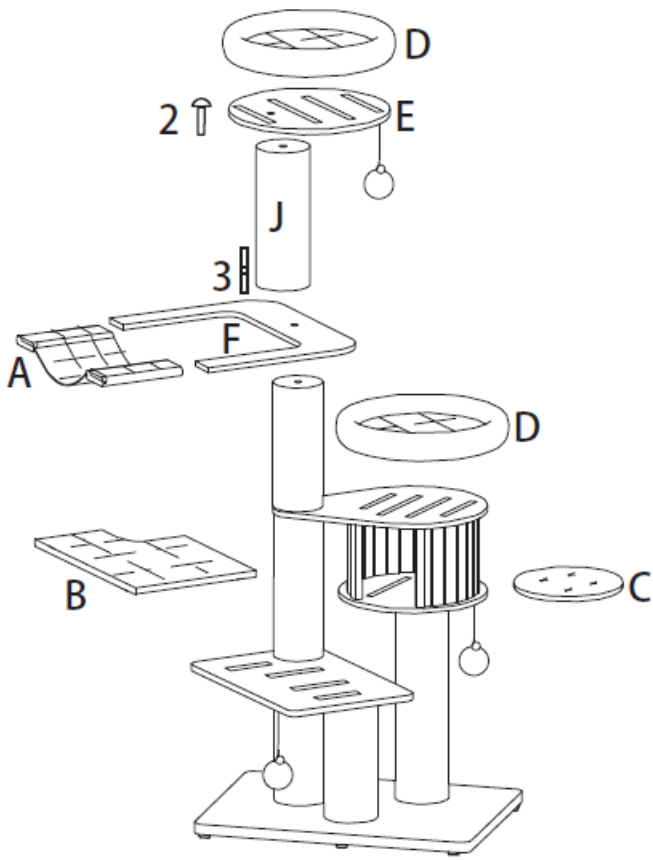
The diagram shows a simple circuit. At the bottom is a rectangular switch with two terminals, labeled '1' and '2'. Above the switch are three cylindrical cells. The leftmost cell is labeled 'K' and has its positive terminal (indicated by a '+' sign) connected to terminal '1' of the switch. The middle cell is also labeled 'K' and has its positive terminal connected to terminal '2' of the switch. The rightmost cell is labeled 'L' and is not connected to the switch. Each cell has a small '1' and '2' next to its terminals, indicating the connection points.

STEP2

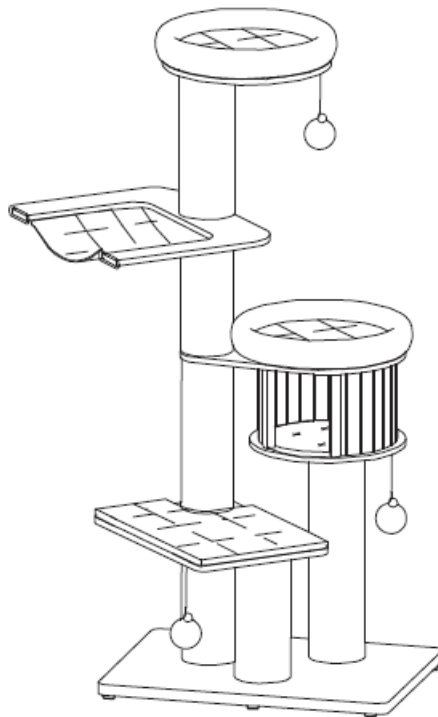
2

The diagram shows an exploded view of a mechanical assembly. At the base is a rectangular plate with three vertical cylindrical posts. A component labeled 'H' is a rectangular plate with three horizontal slots, positioned above the posts. A component labeled 'G' is a cylindrical cage with vertical bars and a top flange, positioned above the posts. Two cylindrical components labeled 'K' are positioned above the posts. Numbered callouts indicate assembly points: '1' points to the top of the central post, '2' points to the top of the left post, and '3' points to the top of the right post. A small sphere is attached to the bottom of component 'H'.

STEP3



STEP4



With your inspiring rating, COSTWAY will be more consistent to offer you EASY SHOPPING EXPERIENCE, GOOD PRODUCTS and EFFICIENT SERVICE!

US office: Fontana

UK office: Ipswich

DE office: FDS GmbH, Neuer Holtigbaum 36, 22143 Hamburg, Deutschland

FR office : 26 RUE DU VERTUQUET, 59960 NEUVILLE EN FERRAIN, FRANCE

Documents / Resources



[COSTWAY PS7478 Wood Multi-Layer Platform Cat Tree](#) [pdf] User Manual
PS7478, Wood Multi-Layer Platform Cat Tree