




# COSTWAY HW67948 Lap Desk Instruction Manual

[Home](#) » [COSTWAY](#) » COSTWAY HW67948 Lap Desk Instruction Manual 



## Lap Desk HW67948

THIS INSTRUCTION BOOKLET CONTAINS IMPORTANT SAFETY INFORMATION.  
PLEASE READ AND KEEP FOR FUTURE REFERENCE.

### Contents

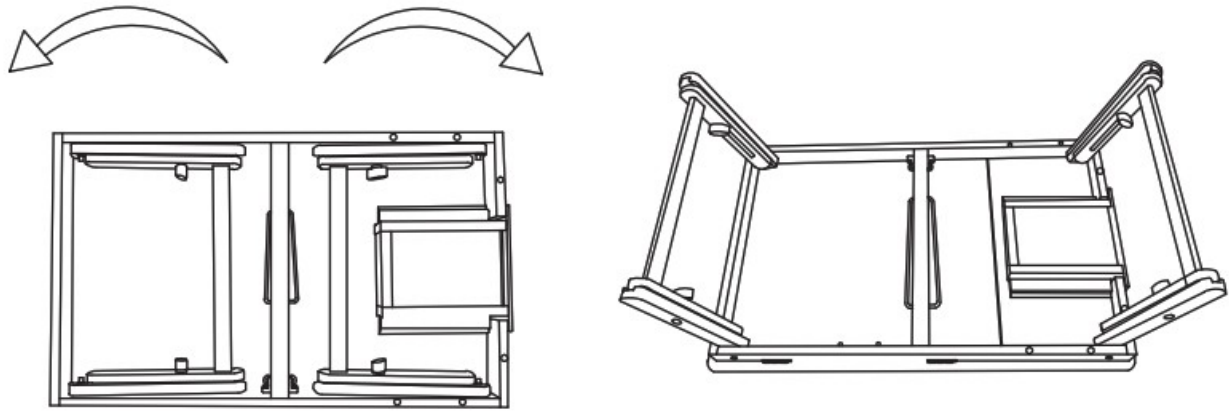
- [1 Before You Start](#)
- [2 Return / Damage Claim](#)
- [Instructions](#)
- [3 Documents / Resources](#)
  - [3.1 References](#)
- [4 Related Posts](#)




### Before You Start

- ⚠ Please read all instructions carefully.
- ⚠ Retain instructions for future reference.
- ⚠ Separate and count all parts and hardware.
- ⚠ Read through each step carefully and follow the proper order.
- ⚠ We recommend that, where possible, all items are assembled near to the area in which they will be placed in use, to avoid moving the product unnecessarily once assembled.
- ⚠ Always place the product on a flat, steady and stable surface.
- ⚠ Keep all small parts and packaging materials for this product away from babies and children as they potentially

pose a serious choking hazard.

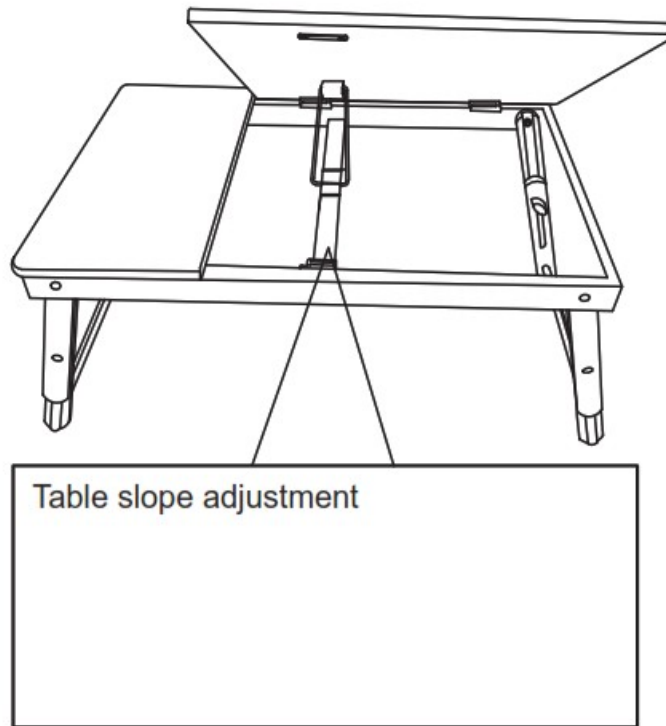


After opening the package, take out the product and pull up the legs of the table to open it.



Adjust height

Take out the baffle from the drawer and insert it into the desktop.



Adjust the table top to suit the slope (mark the position of adjusting gear) and complete the installation.



### **Return / Damage Claim Instructions**

**⚠ DO NOT discard the box / original packaging.**

In case a return is required, the item must be returned in original box. Without this your return will not be accepted.

**⚠ Take a photo of the box markings.**

A photo of the markings (text) on the side of the box is required in case a part is needed for replacement. This helps our staff identify your product number to ensure you receive the correct parts.


**⚠ Take a photo of the damaged part (if applicable).**

A photo of the damage is always required to file a claim and get your replacement or refund processed quickly. Please make sure you have the box even if it is damaged.

**⚠ Send us an email with the images requested.**

Email us directly from marketplace where your item was purchased with the attached images and a description of your claim.

### **Documents / Resources**



[COSTWAY HW67948 Lap Desk](#) [pdf] Instruction Manual  
HW67948, HW67948 Lap Desk, Lap Desk, Desk

### **References**

- [User Manual](#)

## **Manuals+. Privacy Policy**

This website is an independent publication and is neither affiliated with nor endorsed by any of the trademark owners. The "Bluetooth®" word mark and logos are registered trademarks owned by Bluetooth SIG, Inc. The "Wi-Fi®" word mark and logos are registered trademarks owned by the Wi-Fi Alliance. Any use of these marks on this website does not imply any affiliation with or endorsement.