



COSTWAY HW66382 Folding Bed with Memory Foam User Manual

[Home](#) » [COSTWAY](#) » COSTWAY HW66382 Folding Bed with Memory Foam User Manual 

Contents

- [1 COSTWAY HW66382 Folding Bed with Memory Foam](#)
- [2 Contact Us!](#)
- [3 Before You Start](#)
- [4 IMPORTANT NOTICE](#)
- [5 INSTRUCTION](#)
- [6 Care and Maintenance](#)
- [7 Further advice about wood furniture care](#)
- [8 Documents / Resources](#)
- [9 Related Posts](#)



COSTWAY HW66382 Folding Bed with Memory Foam



Please give us a chance to make it right and do better

Contact our friendly customer service department for help first. Replacements for missing or damaged parts will be shipped ASAP!

Contact Us!

Do NOT return this item.

Contact our friendly customer service department for help first.



Before You Start

- Read each step carefully before starting. It is very important to ensure each step is followed in correct order, otherwise, assembly difficulties may occur.



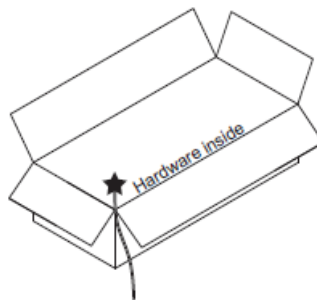
- Most of the board parts are labeled or stamped on the raw edges. Have a check to make sure all parts are included.



- Work in a spacious area, preferably on a carpet close to where the unit will be used.



- Keep the handtools close at hand. Do not use power tools to assemble your furniture. They may scratch or damage the parts.



IMPORTANT NOTICE

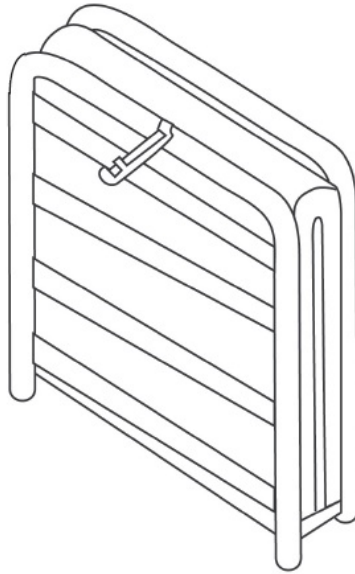
Please note the following guidelines when using this product.

1. Do not place hands near-bed hinges when opening and closing bed.
2. Please ensure bed and legs are fully extended and leg retention brackets are secure before attempting to lie down.
3. The bed is designed for occasional use as a guest/extra bed. Please ensure children under the age of 12 are

clearly supervised.

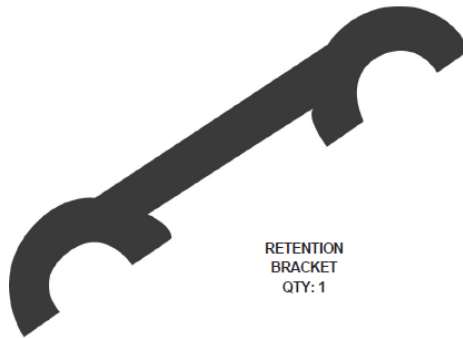
4. Do not allow children to jump up and down on the bed.

This product can carry a weight up to 198 lbs.



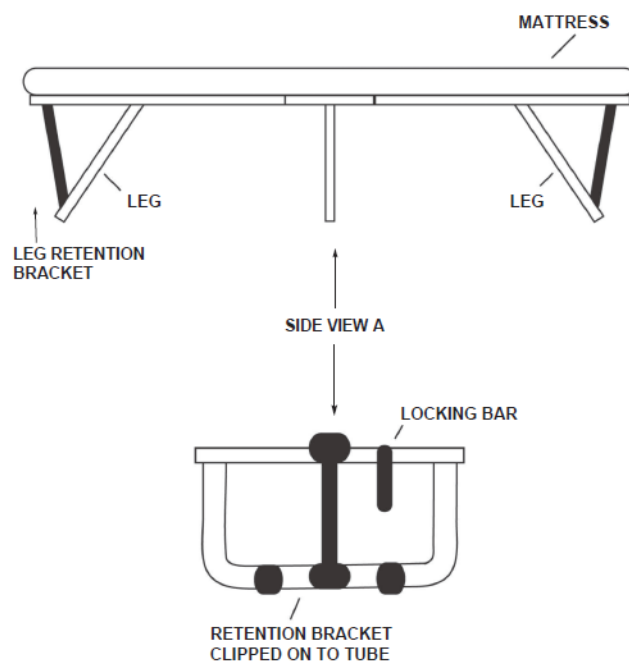
- 1- Open plastic clip locking bar – see illustration.

- 2- Remove leg retention arms housed in the bag behind a poster.



RETENTION
BRACKET
QTY: 1

INSTRUCTION



3- Open bed with outside legs fully extended

- Lock outside legs with retention brackets. See illustration and side view
- Place bed on floor and position mattress

Care and Maintenance

Use a soft, clean cloth that will not scratch the surface when dusting. Use of furniture polish is not necessary. Should you choose to use polish, test first in an inconspicuous area. Using solvents of any kind on your furniture may damage the finish. Never use water to clean your furniture as it may cause damage to the finish. Liquid spills should be removed immediately. Using a soft clean cloth, blot the spill gently. Avoid rubbing. Check bolts/screws periodically and tighten them if necessary.

Further advice about wood furniture care

It is best to keep your furniture in a climate-controlled environment. Extreme temperature and humidity changes can cause fading, warping, shrinking and splitting of wood. It is advised to keep furniture away from direct sunlight as sun may damage the finish. Proper care and cleaning at home will extend the life of your purchase. Following these important and helpful tips will enhance your furniture as it ages.

Welcome to visit our website and purchase our quality products!

With your inspiring rating, COSTWAY will be more consistent to offer you EASY SHOPPING EXPERIENCE, GOOD PRODUCTS, and EFFICIENT SERVICE!

US office: Fontana, California

UK office: Ipswich



- Reward Points
- Exclusive Customer
- Service Personalized
- Recommendations Permanent
- Shopping Cart
- Order History


5 Star Rating



We would like to extend our heartfelt thanks to all of our customers for taking the time to assemble this product and giving us valuable feedback.

THANK
You
😊

Documents / Resources

	<p>COSTWAY HW66382 Folding Bed with Memory Foam [pdf] User Manual HW66382B, HW66382 Folding Bed with Memory Foam, HW66382, Folding Bed with Memory Foam</p>
---	---

[Manuals+](#).