



cossiga STGAB6 Tower Countertop Ambient Display User Manual

[Home](#) » [cossiga](#) » cossiga STGAB6 Tower Countertop Ambient Display User Manual 

cossiga STGAB6 Tower Countertop Ambient Display User Manual



Contents

1 STG AB6 Description

1.1 PRODUCT FEATURES

1.2 CABINET DIMENSIONS & SPECIFICATIONS

2 STG AB9 Description

2.1 CABINET DIMENSIONS & SPECIFICATIONS

3 STG AB12 Description

3.1 PRODUCT FEATURES

3.2 CABINET DIMENSIONS & SPECIFICATIONS

4 STG AB6-SD Description

4.1 PRODUCT FEATURES

4.2 CABINET DIMENSIONS & SPECIFICATIONS

5 STG AB9-SD Description

5.1 PRODUCT FEATURES

5.2 CABINET DIMENSIONS & SPECIFICATIONS

6 STG AB12-SD Description

6.1 PRODUCT FEATURES

6.2 CABINET DIMENSIONS & SPECIFICATIONS

7 Documents / Resources

8 Related Posts

STG AB6 Description

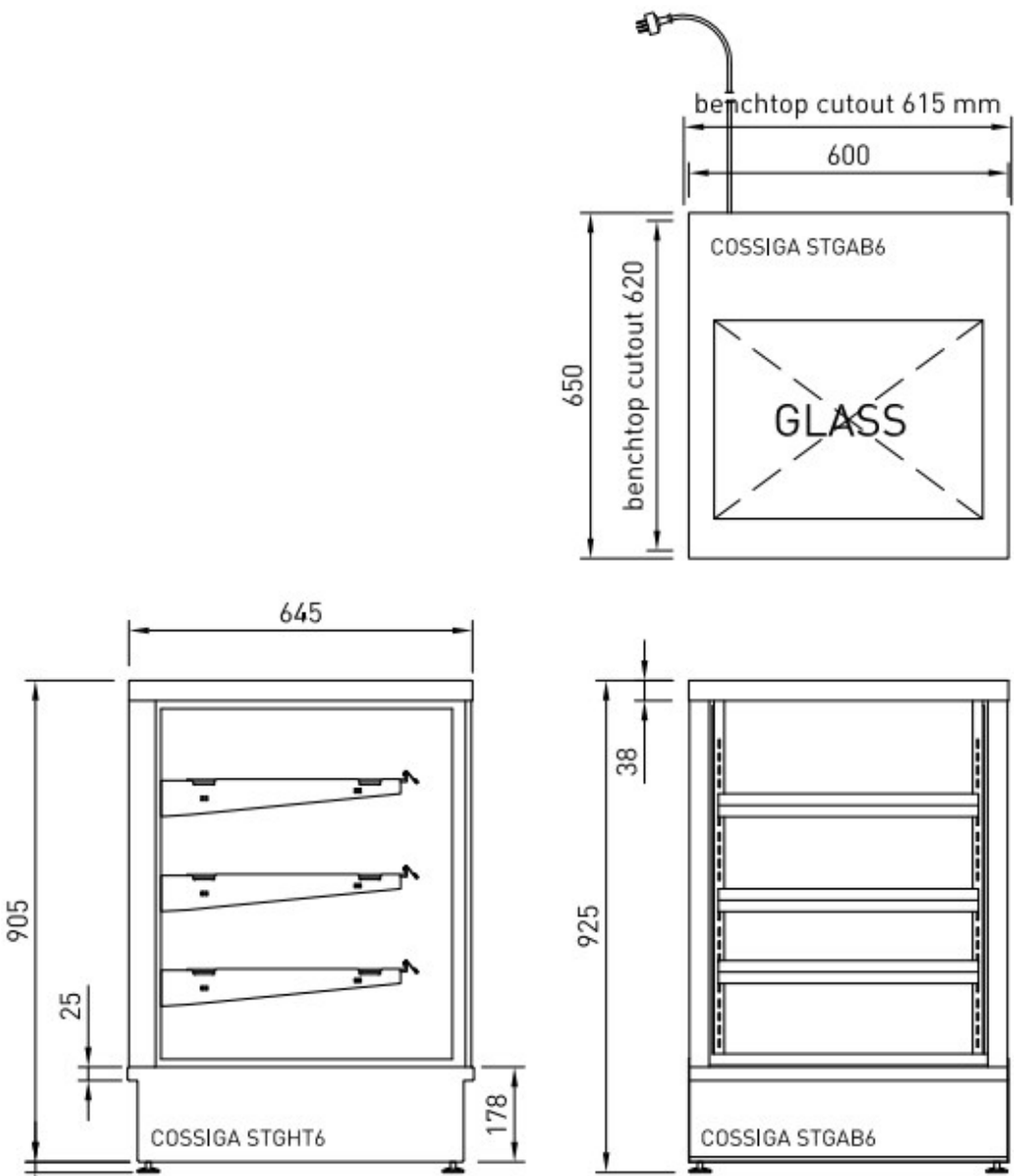
PRODUCT FEATURES



- Hinged rear door

- Solid glass front
- Single glazed
- Three adjustable shelves
- Ticket strips on shelves and deck
- Under shelf and canopy LED lights
- Ambient converted from heated
- Air removal fan installed in ceiling

CABINET DIMENSIONS & SPECIFICATIONS



Model	Cabinet			Shelvi ng no.	Displ ay m 2	Total foo d units	Operating Cur- rent	Connection	Voltage
	Leng th m m	Dept h mm	Heigh t mm			100 X 10 0 mm			50/60 Hertz
STGAB 6	600	650	920	3 + ba se	0.80	55	0.2 Amp	10amp 3 pin pl ug	240V

* prior to installation see, installation guidelines, ventilation requirements and drainage options documents

ELECTRICAL POWER

Electrical power cord 2200mm 3 pin 10 amp 1 phase socket required.

Maximum shelf load weight 15kg spread evenly

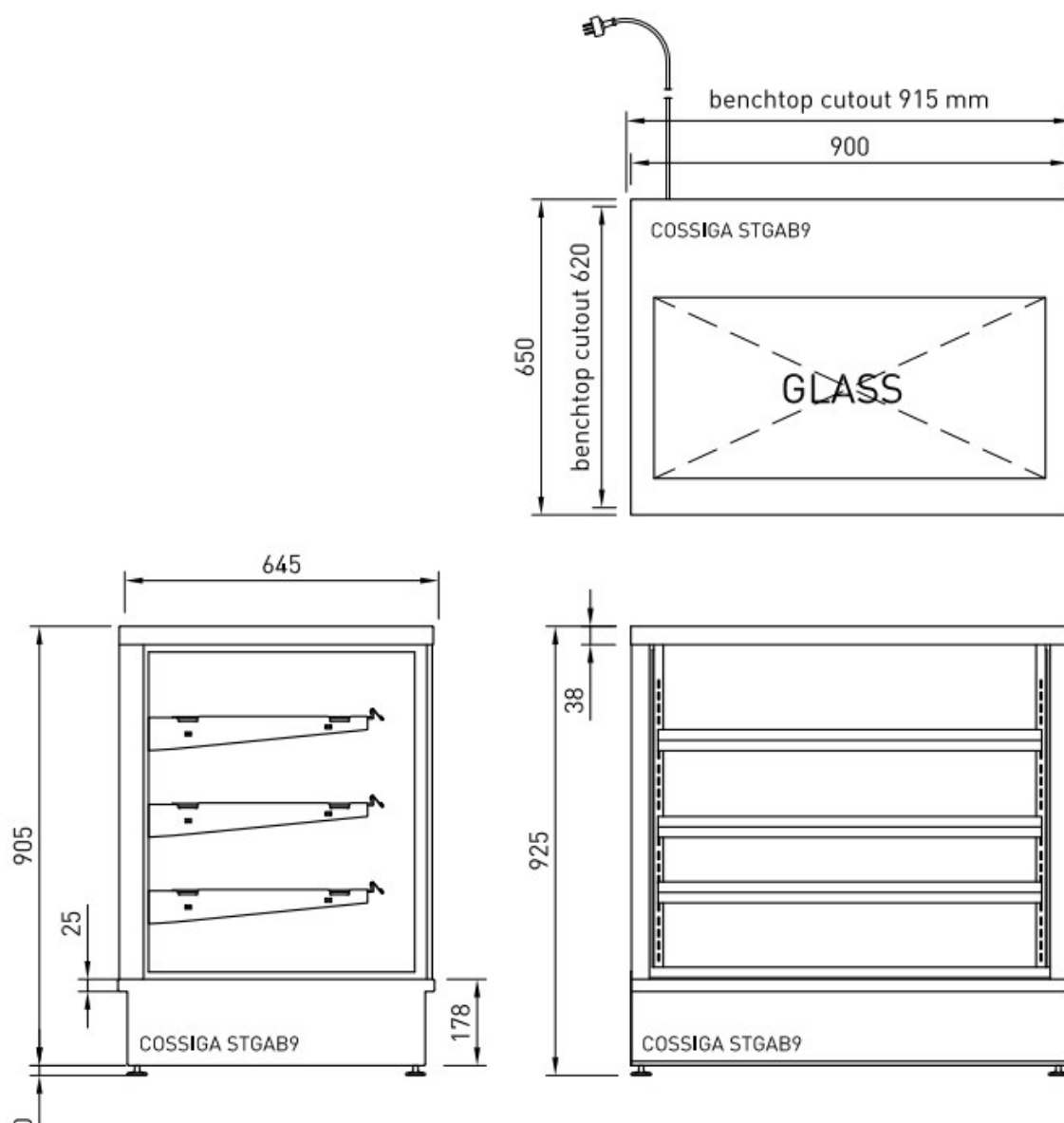
STG AB9 Description

PRODUCT FEATURES



- Sliding rear doors
- Solid glass front
- Single glazed
- Three adjustable shelves
- Ticket strips on shelves and deck
- Under shelf and canopy LED lights
- Ambient converted from heated
- Air removal fan installed in ceiling

CABINET DIMENSIONS & SPECIFICATIONS



Model	Cabinet			Shelving no.	Display m ²	Total food units	Operating Current	Connection	Voltage
	Length mm	Depth mm	Height mm			100 X 100 mm			50/60 Hertz
STGAB9	900	650	920	3 + base	1.27	84	0.3 Amp	10amp 3 pin plug	240V

* prior to installation see, installation guidelines, ventilation requirements and drainage options documents

ELECTRICAL POWER

Electrical power cord 2200mm 3 pin 10 amp 1 phase socket required.

Maximum shelf load weight 15kg spread evenly

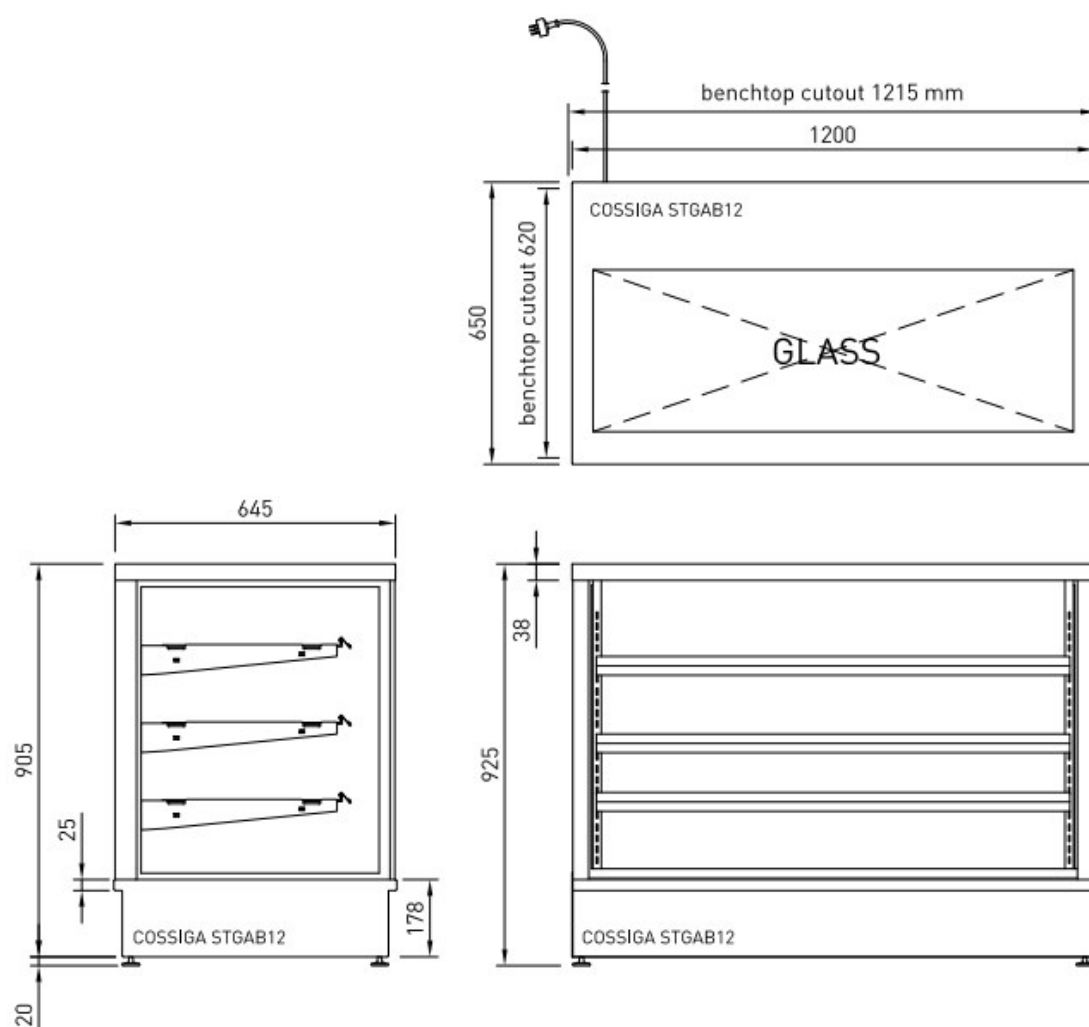
STG AB12 Description

PRODUCT FEATURES



- Sliding rear doors
- Solid glass front
- Single glazed
- Three adjustable shelves
- Ticket strips on shelves and deck
- Under shelf and canopy LED lights
- Ambient converted from heated
- Air removal fan installed in ceiling

CABINET DIMENSIONS & SPECIFICATIONS



Model	Cabinet			Shelving no.	Display m ²	Total food units	Operating Current	Connection	Voltage
	Length mm	Depth mm	Height mm			100 X 100 mm			50/60 Hertz
STGAB12	1200	650	920	3 + base	1.75	121	0.4 Amp	10amp 3 pin plug	240V

* prior to installation see, installation guidelines, ventilation requirements and drainage options documents

ELECTRICAL POWER

Electrical power cord 2200mm 3 pin 10 amp 1 phase socket required.

Maximum shelf load weight 15kg spread evenly

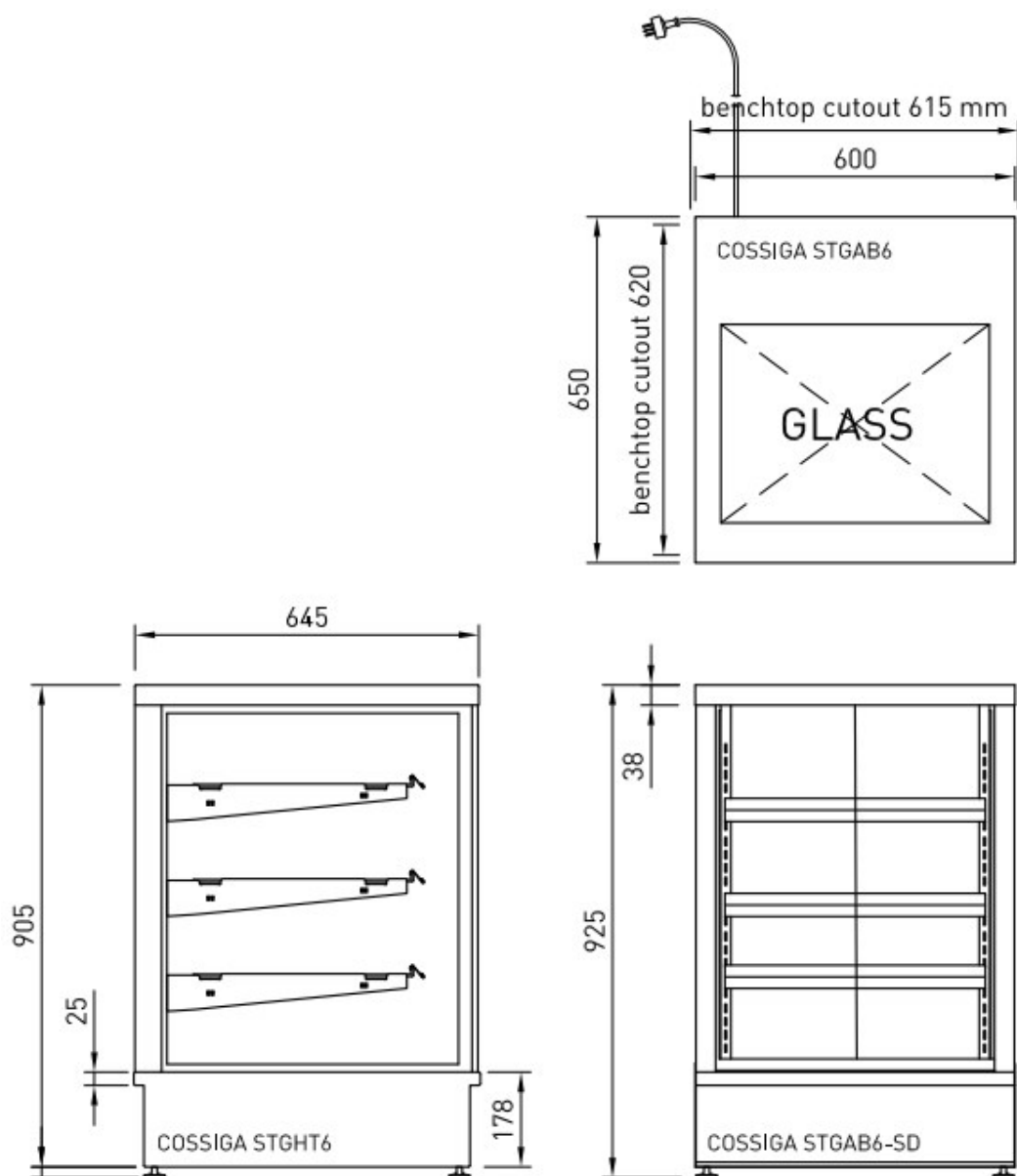
STG AB6-SD Description

PRODUCT FEATURES



- Sliding front doors, hinged rear door
- Single glazed
- Three adjustable shelves
- Ticket strips on shelves and deck
- Under shelf and canopy LED lights
- Solid glass front – optional
- Ambient converted from heated
- Air removal fan installed in ceiling

CABINET DIMENSIONS & SPECIFICATIONS



Model	Cabinet			Shelving no.	Display m ²	Total food units	Operating Current	Connection	Voltage
	Length mm	Depth mm	Height mm			100 X 100 mm			50/60 Hertz
STGAB6-SD	600	650	920	3 + base	0.80	55	0.2 Amp	10amp 3 pin plug	240V

* prior to installation see, installation guidelines, ventilation requirements and drainage options documents

ELECTRICAL POWER

Electrical power cord 2200mm 3 pin 10 amp 1 phase socket required

Maximum shelf load weight 15kg spread evenly

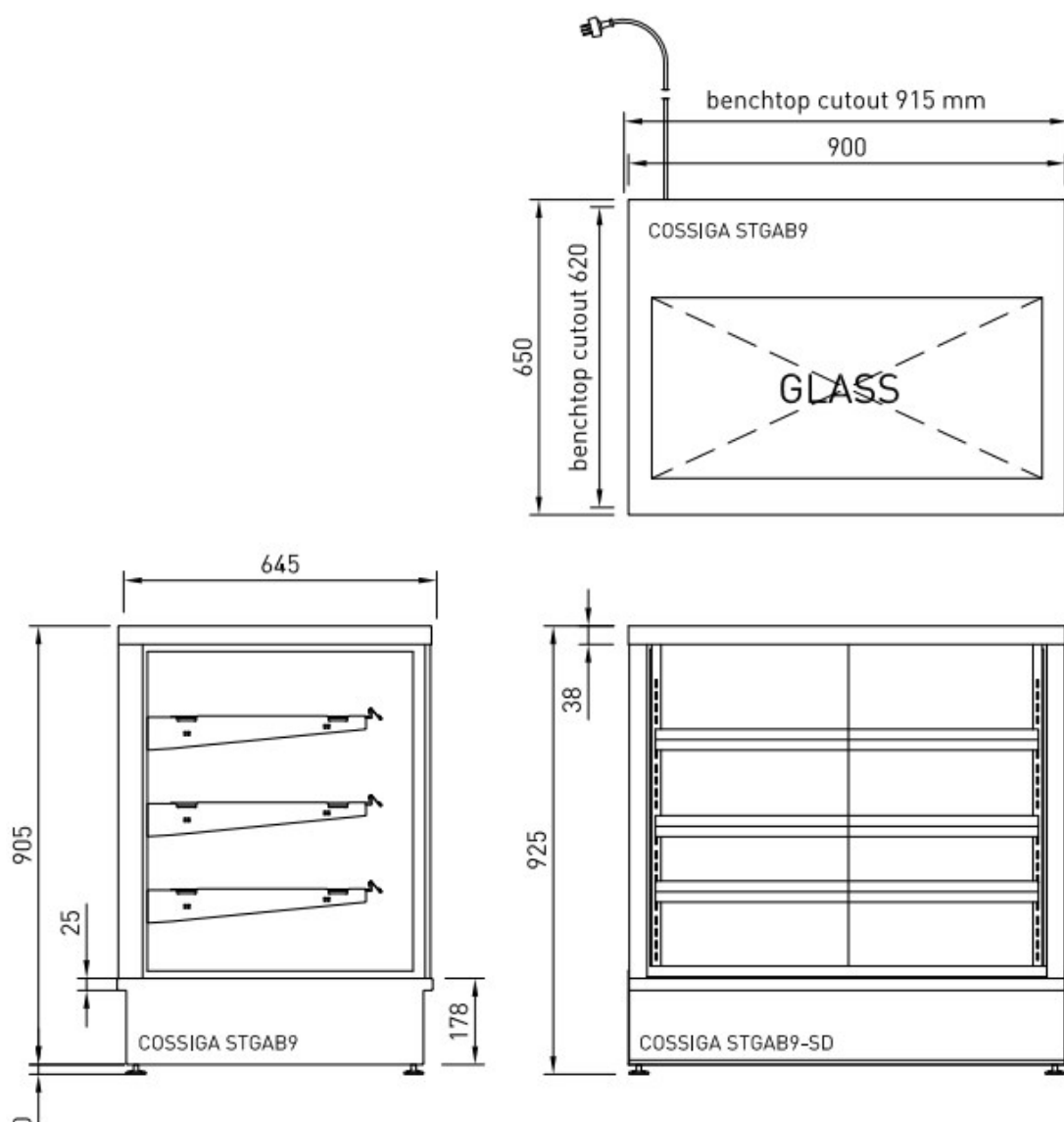
STG AB9-SD Description

PRODUCT FEATURES



- Sliding doors front and rear
- Single glazed
 - Three adjustable shelves
- Ticket strips on shelves and deck
- Under shelf and canopy LED lights
- Solid glass front – optional
- Ambient converted from heated
- ir removal fan installed in ceiling

CABINET DIMENSIONS & SPECIFICATIONS



Model	Cabinet			Shelving no.	Display m ²	Total food units	Operating Current	Connection	Voltage
	Length mm	Depth mm	Height mm			100 X 100 mm			50/60 Hertz
STGAB9-SD	900	650	920	3 + base	1.27	84	0.3 Amp	10amp 3 pin plug	240V

* prior to installation see, installation guidelines, ventilation requirements and drainage options documents

ELECTRICAL POWER

Electrical power cord 2200mm 3 pin 10 amp 1 phase socket required.

Maximum shelf load weight 15kg spread evenly

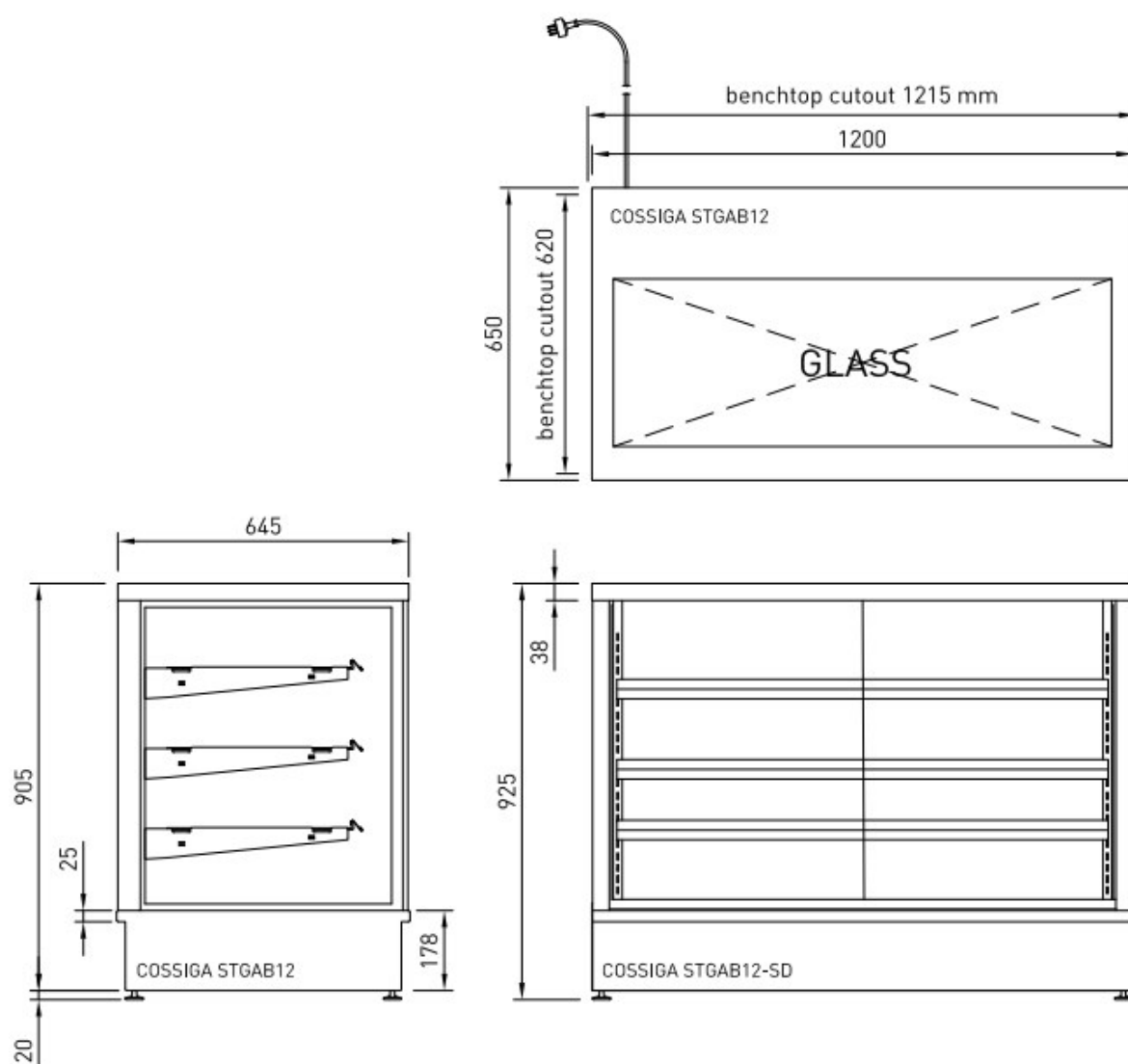
STG AB12-SD Description

PRODUCT FEATURES



- Sliding doors front and rear
- Single glazed
- Three adjustable shelves
 - Ticket strips on shelves and deck
- Under shelf and canopy LED lights
- Solid glass front – optional
- Ambient converted from heated
- Air removal fan installed in ceiling

CABINET DIMENSIONS & SPECIFICATIONS



Model	Cabinet			Shelving no.	Display m	Total food units	Operating Current	Connection	Voltage
	Length mm	Depth mm	Height mm			100 X 100 mm			50/60 Hertz
STGAB12-SD	1200	650	920	3 + base	1.75	121	0.4 Amp	10amp 3 pin plug	240V

* prior to installation see, installation guidelines, ventilation requirements and drainage options documents

ELECTRICAL POWER

Electrical power cord 2200mm 3 pin 10 amp 1 phase socket required.


Maximum shelf load weight 15kg spread evenly



Download C.A.D models or contact us on COSSIGA.COM



Documents / Resources

	<p>cossiga STGAB6 Tower Countertop Ambient Display [pdf] User Manual STGAB6 Tower Countertop Ambient Display, STGAB6, Tower Countertop Ambient Display, Countertop Ambient Display, Ambient Display, Display</p>
---	--