




# COSMO CB-COB-001-B Ride Connected Lighting User Guide

[Home](#) » [Cosmo](#) » COSMO CB-COB-001-B Ride Connected Lighting User Guide 

## Contents

- [1 COSMO CB-COB-001-B Ride Connected Lighting](#)
- [2 BEFORE FIRST USE](#)
- [3 How to attach the Cosmo Ride and the remote control](#)
- [4 How to use the remote control](#)
- [5 How to use the Cosmo Ride](#)
- [6 MAIN FEATURES](#)
- [7 RECOMMENDATIONS FOR USE](#)
- [8 FCC WARNING](#)
- [9 Documents / Resources](#)
- [10 Related Posts](#)



**COSMO CB-COB-001-B Ride Connected Lighting**



## BEFORE FIRST USE



Find the user guide in other languages here: [cosmoconnected.com/en/user-guide](https://cosmoconnected.com/en/user-guide)

Cosmo Ride from Cosmo Connected is a removable light that can be placed either on a helmet or on the seatpost. It offers different lighting modes which adapt to the surrounding brightness, as well as turning indicator lights.

The brake light mode is also available when configured in “saddle” mode. This device is your true safety companion: it allows you to better be seen and also enables you to detect any fall and warn your emergency contacts (guardian angels) by text message after starting a ride in the mobile application


## BEFORE FIRST USE:

1. Plug your Cosmo Ride using the provided micro-USB cable on a power supply. The micro-USB port is located at the back of the device, behind the protective strip on the right side. The Cosmo Ride will turn on. The recharge indicator (red light on the left side) stays on until fully charged). Unplug the Cosmo Ride, you can now configure it.
2. Download the Cosmo Connected application on the Apple Store or on the Google Play Store.
3. Turn the Bluetooth and the geolocation of your smartphone on, make sure you have an internet connection.
4. Launch the application and follow the instructions to connect your Cosmo Ride and your remote control. Once the installation is finalized, you can select your lighting mode with your remote control or with the application (before starting).

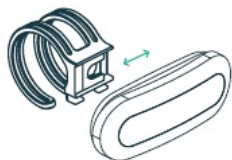
## IMPORTANT:

If you meet any difficulty during the installation or the use of the application: we advise you to check that your Cosmo Ride or your remote control are not connected directly to the Bluetooth of your smartphone. They won't be recognized by the application otherwise.

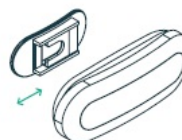
## How to attach the Cosmo Ride and the remote control



Attach the Cosmo Ride to a ventilated helmet



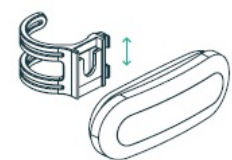
Attach the Cosmo Ride to an urban helmet



Clean up your helmet with the provided cleaning wipe, let it dry.  
Place the adhesive, push strongly and wait for 24h before fixing the Cosmo Ride.



Attach the Cosmo Ride on the seat post



Attach the Cosmo Ride to the Securain Connected backpack



Place the Cosmo Ride on the base, push and rotate it a quarter turn.



Attach the remote control to the handlebar



## How to use the remote control

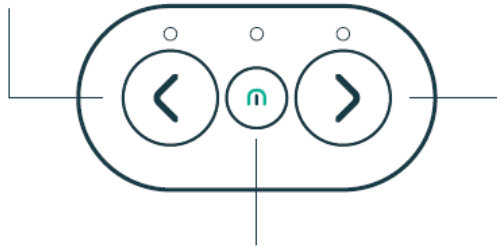
### Front side:

#### ON/OFF:

- To turn it on: press any of the buttons.
- The remote control will automatically turn off after 2 minutes of immobility.

Left indicator light

Right indicator light



#### Middle button:

Press quickly to change the lighting mode.  
Several lighting modes are available:

1st click:

Position light

2nd click:

Position light  
& warning light

3rd click:

Warning light

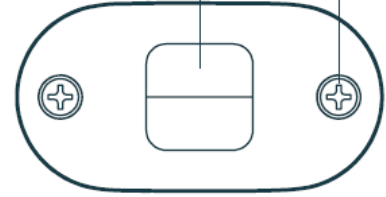
4th click:

Position light off

### Backside:

Fixing clip

Screw



Your remote control works with a **CR2032** battery.

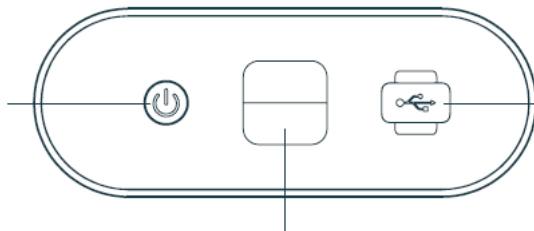
To replace the battery, you need to unscrew both back screws with a cross-headed screwdriver.

**IMPORTANT:** Simultaneously pressing the two indicator lights will desynchronize the Cosmo Ride and the remote control.

## How to use the Cosmo Ride

### Back side:

ON/OFF  
touch  
button



USB port

Fixing clip

#### ON/OFF

To turn the Cosmo Ride on:  
press 3 seconds on the ON/OFF touch  
button on the back side.

To turn the Cosmo Ride off,  
you can either:

- Press 3 seconds on the ON/OFF touch button or
- Use the mobile application or
- Press 3 seconds on the middle button of the remote control or
- Leave the Cosmo Ride turn off automatically after 2 minutes of total immobility.

## MAIN FEATURES

### Turning indicator lights / Warning light\* / Position light / Brake light\*\*

The turn signals and the different lighting modes can be manually enabled/disabled via the remote control or via the mobile application. The light brightness will adapt to the surroundings automatically.

- The use of warning light is regulated in each country, please observe the laws in effect.
- Caution, the “brake light” mode will only be activated in saddle mode. In seatpost mode, the Cosmo Ride turns on / off in orange. In helmet mode, the Cosmo Ride turns on / off in red.

Users shall comply with local regulation, which can prohibit the use of specific light modes or mounting positions. Cosmo Connected declines all responsibilities.

## JOURNEY SHARING AND FALL DETECTION

The mobile application allows you to add up to 3 emergency contacts (Guardian Angels), with whom you can share your journeys and who will be warned in case of fall detection if the option was selected in the configuration

of the Guardian Angels – provided you started a ride on the mobile application.

## **MINIMAL SETUP REQUIRED**

- The Cosmo Ride adapts to most bike/scooter helmets available on the market.
- To be able to enjoy all the features, you must use a smartphone with the following configuration:  
iOS (Apple): Version iOS 11 or Higher.  
Android: Version 5 or higher.
- Phone equipped with SIM GPS + GPS + Bluetooth smart 4.
- Even if it meets these requirements, your phone may not work properly with your Cosmo Ride and your remote control as the material and software may differ greatly from one phone to another. We try to test the product on an extensive list of phones.
- If you're not sure, please contact us: [support@cosmoconnected.com](mailto:support@cosmoconnected.com)

## **WIRELESS TECHNOLOGY**

- The Cosmo Ride is equipped with a Bluetooth 4.0 transmitter-receiver (low energy).
- Transmitter power: -8,4 dBm/frequency bandwidth: 2400 to 2483,5 MHz.

## **COSMO RIDE BATTERY**

- The Cosmo Ride is equipped with a 900 mAh battery that can be recharged with a 5V micro-USB cable (included).
- The battery autonomy is 8 hours with continuous lighting (may vary based on the use).

## **PRECAUTIONS REGARDING THE BUILT-IN BATTERY**

- Do not attempt to replace the battery in your Cosmo Ride. It is built-in and cannot be replaced.
- Charge the battery in accordance with the instructions provided in this guide.
- Charge your Cosmo Ride using a computer or a certified power station.
- Do not attempt to open the built-in battery.

## **RECOMMENDATIONS FOR USE**

- Do not try to replace the battery or open the case or take your Cosmo Ride apart. Each of these actions will void the warranty and may pose safety risks. The substances contained in batteries may be harmful for the environment or cause injury if handled and disposed of inappropriately.
- Do not expose your Cosmo Ride to extreme temperatures (The Cosmo Ride is designed to operate from 0°C to +45°C).
- Do not use any abrasive products to clean your Cosmo Ride or the accessories.
- Do not throw your Cosmo Ride onto a fire. The battery may explode.
- Charge the battery in accordance with the instructions provided in this guide.
- Only use a computer, a power source or a charger certified by a renowned testing laboratory with a charging cable authorised by COSMO CONNECTED.

- Do not charge your Cosmo Ride when wet.

## **ATTENTION**

Risk of explosion if the battery is replaced by an incorrect type. The battery included in the Cosmo Ride should only be replaced by Cosmo Connected or an authorised service centre. It must be recycled or disposed of separately from household waste according to the instructions. This product is not a toy. Do not allow children or pets to play with your Cosmo Ride. The product contains small parts that may present a choking hazard.

## **INFORMATION ON WASTE DISPOSAL AND RECYCLING**

Be sure to take your product to a recycling centre. Each country and province has its own recycling centres for batteries and electronic components. For more information on where to take your product, contact your local municipal waste management department or the shop where you purchased your product. Do not throw your product in the household waste.

The packaging and product must be disposed of in accordance with local regulations. Batteries must not be disposed of with municipal waste and must be collected separately

## **WEIGHT AND DIMENSIONS**

50 grams (Cosmo Ride only) 96x36x28,3 mm

## **TENSION/COURANT**

Nominal power: 5 V 900 mA

## **DECLARATION OF CONFORMITY**

This device was tested to ensure certification conformity in accordance with the essential requirements and other provisions of Directive 2014/53/EU. COSMO CONNECTED hereby declares this device complies with the essential requirements and other provisions of Directive 2014/53/EU (RED). The complete Declaration of Conformity for each product are available on our website [cosmoconnected.com/en/certificates](https://cosmoconnected.com/en/certificates). COSMO CONNECTED is authorised to affix CE marking on Cosmo Ride model CB-COB-001-Black which indicates its compliance with the essential requirements and other provisions of Directive 2014/53/EU. Designed in France/Made in China.

## **WARRANTY**

Cosmo Ride is covered by a limited commercial warranty of two (2) years. COSMO CONNECTED, 19 Rue Richer 75009, Paris, France, guarantees COSMO CONNECTED BRAND products against material defects and labour when used in accordance with the recommendations published in the user guide when they occur within two (2) years following the initial purchase date by the end user of a new COSMO CONNECTED product from a professional ("Warranty Period").

The recommendations published particularly include technical specifications, safety instructions and the Cosmo Ride user guide. COSMO CONNECTED does not guarantee the uninterrupted or error free operation of Cosmo Ride. Products sold by COSMO CONNECTED comply with the regulations in effect in France and the performance thereof is compatible with non-professional use. The products supplied by COSMO CONNECTED fully benefit without any additional payment, irrespective of the consumer's right to cancel and in accordance with the law, from:

- A legal warranty of compliance for products allegedly defective, damaged, harmed or which do not correspond with the order;
- A legal warranty against hidden vices from a material, conception or manufacturing defect affecting the products delivered and making them usable under the conditions and in accordance with the provisions below.

The legal guarantee applies independently of any commercial warranty that may cover the product. The customer may decide to enforce the warranty against hidden defects of the product in accordance with article 1641 of the

French Civil Code; in this case, the customer may choose between cancellation of the sale or a reduction of the sale price in accordance with article 1644 of the French Civil Code.

In such case, they may choose between a cancellation of the sale or a reduction in the purchase price pursuant to article 1644 of the French Civil Code. Please note that under the scope of the legal warranty of compliance, customers have two (2) years after delivery of the goods to enforce it against the seller; may choose between the repair or replacement of the product ordered, subject to cost conditions, as provided for by article L 217-9 of the French Consumer Code; providing proof of the existence of a compliance defect in the product is waived for the 24 months following delivery of the product.

In order to exercise their rights, customers must inform the company COSMO CONNECTED in writing of any nonconformity in the products or the existence of hidden vices within the periods indicated above and return the defective products in the conditions in which they were received with all accessory elements (packaging, documentation, charger, etc.).

COSMO CONNECTED will reimburse, replace or repair the products or parts under the warranty which it believes are non-compliant or defective. Shipping costs will be reimbursed at the rate invoiced and the return shipping costs will be reimbursed upon submission of the corresponding receipts. Reimbursements for products deemed non-compliant or defective will be completed as quickly as possible and no later than fourteen (14) days after COSMO CONNECTED is notified of the compliance defect or hidden vice. Reimbursement will be made to the customer's bank account or by bank cheque payable to the customer.

**COSMO CONNECTED will not be liable in the following cases:**

- Non-respect of the laws in the country where the products are delivered, which must be verified by the customer;
- Improper use, usage that does not comply with the user's guide, faulty installation, use for professional purposes, negligence or a lack of maintenance by the customer, as well as in the event of normal product wear, an accident or force majeure;
- Faulty operation of the app connected to the product and, more generally, of the warning mechanism due to a lack of access to a telephone network (especially in a non-covered area or an inaccessible network), technical defects or consequences of an accident particularly, the total or partial destruction of the mobile terminal on which the app connected to the product is installed).

**Moreover, the warranty will not cover:**

- Repairs or replacements of parts due to normal wear;
  - Any adaptation to the product in order to comply with technical or safety regulations applicable in a country other than one for which the product was designed and manufactured at the source; in other words, France;
  - Deterioration or defects in the product resulting from:
    - improper product use or installation (use which is non-compliant with the intended use, installation or use that is non-compliant with the COSMO CONNECTED instructions or technical or safety standards in effect in the country where it is used, etc.);
    - Maintenance of the product which is non-compliant with COSMO CONNECTED instructions or negligence in the product maintenance;
    - Improper handling or improper use of the product (improper handling, falls, blows, etc.) or an inappropriate environment (exposure to humidity, excessive heat, contact with the sand or any other substance, inadequate electric power, etc.);
    - A modification or repair not completed by a service provider authorised by COSMO CONNECTED.
- Furthermore, the customer hereby acknowledges that, based on the circulation and climate conditions,



the product may not detect braking situations when set in seat mode and expressly accepts this.

MORE GENERALLY, THERE IS NO WARRANTY EXTENDING BEYOND THE WARRANTY INDICATED HEREIN AND ANY IMPLICIT WARRANTY INCLUDING IMPLICIT WARRANTIES OF CURRENT COMMERCIAL USE OR SUITABILITY FOR CERTAIN PURPOSES IS EXPRESSLY EXCLUDED. NO RESELLER HAS THE RIGHT TO MODIFY THE CONDITIONS AND LIABILITY CLAUSES LISTED ABOVE.

#### **IC CAUTION:**

This device complies with Industry Canada licence-exempt RSS standard(s). Operation is subject to the following two conditions: (1) This device may not cause interference, and (2) This device must accept any interference, including interference that may cause undesired operation of the device.

#### **FCC WARNING**

This device complies with part 15 of the FCC Rules. Operation is subject to the following two conditions: (1) This device may not cause harmful interference, and (2) This device must accept any interference received, including interference that may cause undesired operation. This equipment has been tested and found to comply with the limits for a Class B digital device, pursuant to Part 15 of the FCC Rules. These limits are designed to provide reasonable protection against harmful interference in a residential installation.

This equipment generates uses and can radiate radio frequency energy and, if not installed and used in accordance with the instructions, may cause harmful interference to radio communications. However, there is no guarantee that interference will not occur in a particular installation. If this equipment does cause harmful interference to radio or television reception, which can be determined by turning the equipment off and on, the user is encouraged to try to correct the interference by one of the following measures:

- Reorient or relocate the receiving antenna
- Increase the separation between the equipment and receiver
- Connect the equipment into an outlet on a circuit different from that to which the receiver is connected
- Consult the dealer or an experienced radio/TV technician for help.

This device Cosmo Ride by Cosmo Connected complies with Part 15 of the FCC Rules. Operation is subject to the following two conditions: (1) This device may not cause harmful interference, and (2) this device must accept any interference received, including interference that may cause undesired operation.

#### **NO UNAUTHORIZED MODIFICATIONS**

47 CFR Section 15.21 CAUTION: This equipment may not be modified, altered, or changed in any way without signed written permission from COSMO CONNECTED. Unauthorized modification may void the equipment authorization from the FCC and will void the COSMO CONNECTED warranty. This device complies with FCC RF radiation exposure limits set forth for general population (uncontrolled exposure). This device must not be collocated or operating in conjunction with any other antenna or transmitter.

[support@cosmoconnected.com](mailto:support@cosmoconnected.com)


COSMO CONNECTED

19 Rue Richer 75009 Paris, France

[www.cosmoconnected.com](http://www.cosmoconnected.com)

#### **Documents / Resources**



	<p><a href="#">COSMO CB-COB-001-B Ride Connected Lighting</a> [pdf] User Guide CB-COB-001-B, Ride Connected Lighting</p>
---	--