



# COSMO CONNECTED Cosmo Vision Smart Glasses Avec Navigation GPS User Guide

[Home](#) » [COSMO CONNECTED](#) » COSMO CONNECTED Cosmo Vision Smart Glasses Avec Navigation GPS User Guide 




**COSMO VISION  
QUICK START & CLEANING GUIDE  
EN/FR/DE/IT/ES/NL/PT**

## Contents

- [1 PRODUCT USE](#)
- [2 GLOSSARY](#)
- [3 IMAGR PROJECTION](#)
- [4 LIGHT  
SENSR/GESTURE/LENSES](#)
- [5 FRAME&COVERS](#)
- [6 MIRROR&LENSES](#)
- [7 PRODUCT USE](#)
- [8 CHARGE](#)
- [9 POWER ON](#)
- [10 ADJUST GLASSES](#)
- [11 CONFIGIRE GLASSES](#)
- [12 Documents / Resources](#)
- [13 Related Posts](#)

## PRODUCT USE

 Clean with a soft cloth dampened with soapy water. Do NOT submerge the glasses in water or run a stream of water directly over the glasses. Do NOT use any solvents, chemicals, or cleaning fluids containing alcohol, ammonia, or abrasives. Ensure that no liquid enters the openings.

## GLOSSARY

	Cleaning kit
	Eyeglass cleaner
	Disinfectant or cleaning product
	Liquid Soap
	Rinsing under waterflow
	Immersion of glasses
	Solvents .
	Microfiber wipe
	Dust removing gas

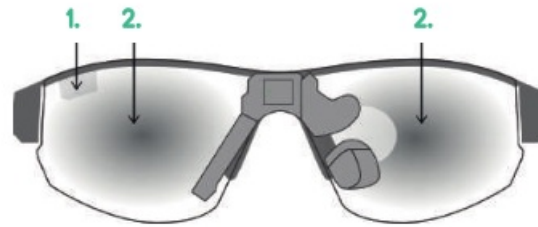
## IMAGR PROJECTION



1. Image projection area

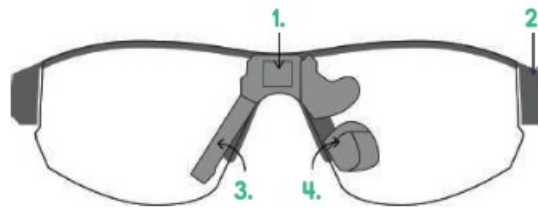
## LIGHT SENSR/GESTURE/LENSES

1.



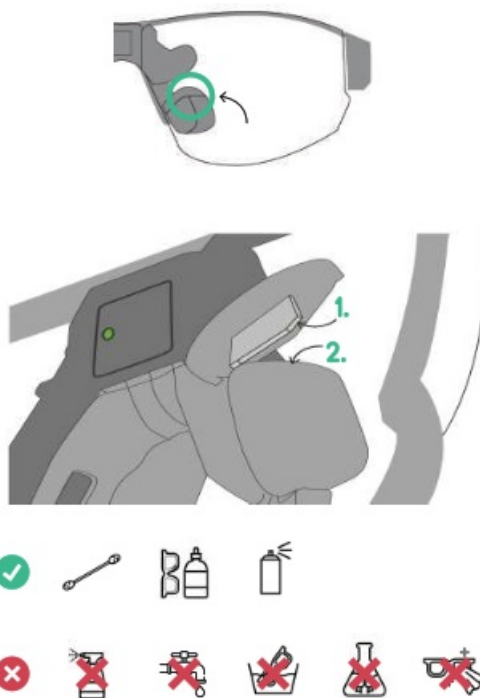
Light Sensor & Gesture Sensor / 2. Lenses

## FRAME&COVERS



1. Electronic cover /
2. Frame and temples /
3. Battery cover /
4. Projector Cover

## MIRROR&LENSES

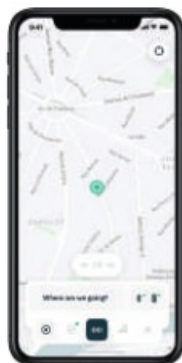


1. Mirror/2.Lenses

## PRODUCT USE



PLEASE READ ALL OF THE INSTRUCTIONS AND SAFETY INFORMATION PROVIDED BEFORE USING THIS PRODUCT



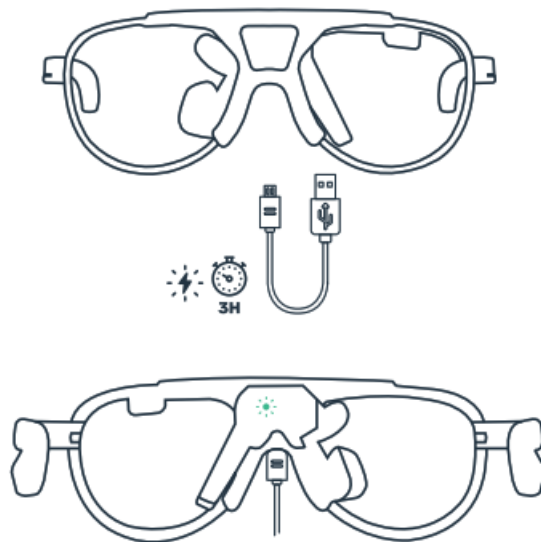
Click on GO to start a ride from the map page and to display your data in your Cosmo Vision Minimal required version\*:

ios: 11

Android : 8

"Compatibility can evolve. please check our website for latest information.

## CHARGE

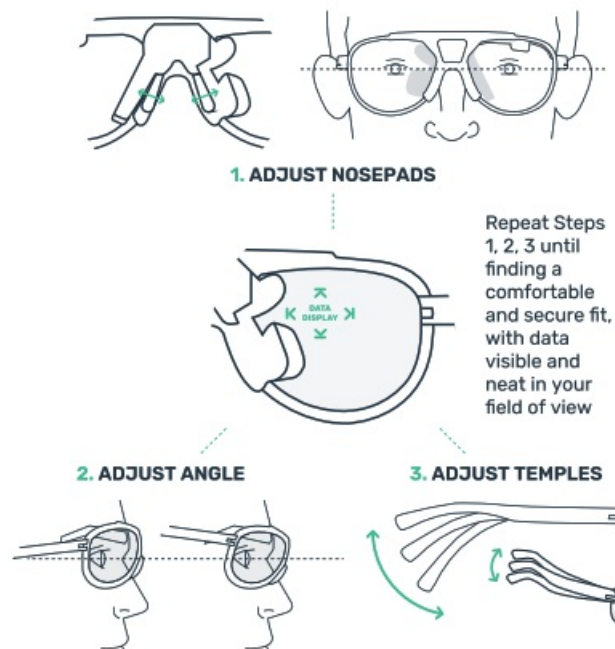


The LED stays on during charging

## POWER ON



## ADJUST GLASSES

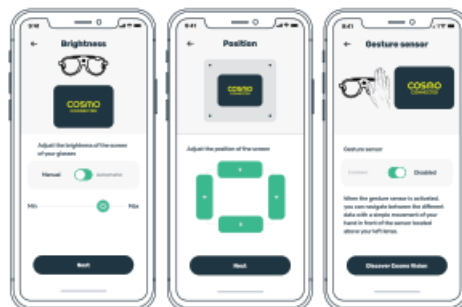


## DOWNLOAD THE COSMO CONNECTED APP AND PAIR GLAESS



<https://cosmoconnected.com/fr/node/183>

## CONFIGURE GLASSES



Use the Cosmo Connected application to customize your display A period of accommodation may be necessary  
**POWER OFF**



Glasses automatically switch off when they are not connected to an application for more than 5 minutes

## GPS NAVIGATION

Free service for two years then subject to additional charges

## CLEANING

Cosmo Vision Smartglasses requires special care due to the presence of specific lens coatings and the use of electronic components.

The following instructions detail the methods and material for risk-free cleaning.

More information and languages:

[www.cosmoconnected.com/en/user-guide](http://www.cosmoconnected.com/en/user-guide)




[Support@cosmoconnected.com](mailto:Support@cosmoconnected.com)



[www.cosmoconnected.com](http://www.cosmoconnected.com)

powered by  
Active! look

## Documents / Resources

	<p><a href="#">COSMO CONNECTED Cosmo Vision Smart Glasses Avec Navigation GPS</a> [pdf] User Guide</p> <p>Cosmo Vision Smart Glasses Avec Navigation GPS, Cosmo Vision, Smart Glasses Avec Navigation GPS, Avec Navigation GPS</p>
---	--

[Manuals+.](#)