




COSMIC ISLAND MP-1 Wireless speaker and LED light Instructions

[Home](#) » [COSMIC ISLAND](#) » COSMIC ISLAND MP-1 Wireless speaker and LED light Instructions 



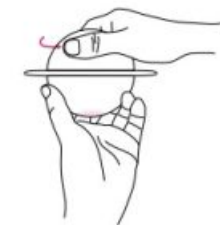
Contents

- [1 Instructions](#)
- [2 USB Port](#)
- [3 Warranty Policy](#)
- [4 Documents / Resources](#)
- [5 Related Posts](#)

Instructions

Wireless speaker & LED light





rotate clockwise to open

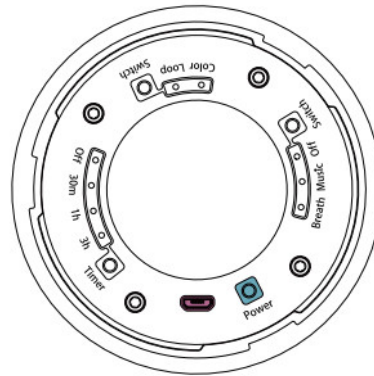


stay with angle



keep the speaker with proper angle

USB Port



Charge with USB cable: DC 5V 1A, it takes 5 hours for a full charge.

On-Off

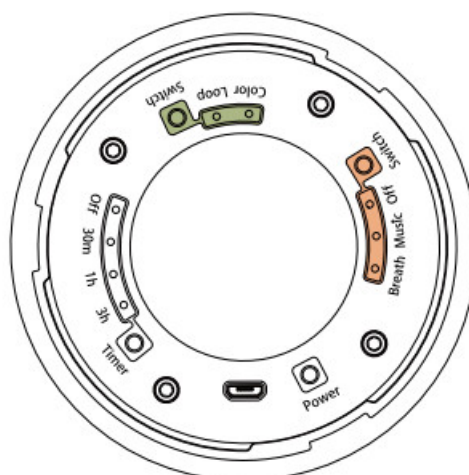
It will be turned on or turned off when you press the 'Power' button for 2 seconds. A single click of the 'Power' button could turn on or turn off the light effects of the ring.

Bluetooth connection name: Music Planet

The visual effects of light

A single click of the 'Breath' button would turn on the breathing light which would brighten or darken slowly. A single click of the 'Music' button would start a settled rhythm and automatic random variable color effects of light. A single click of 'or' would turn on the light effects.

Shifting color of the circular ring light

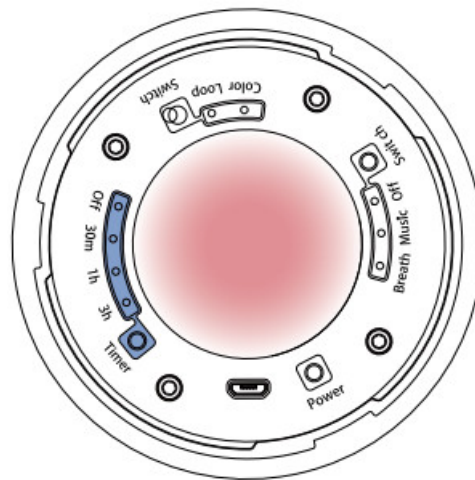


A single click of 'Color' would turn on the 'Color' mode that the circular ring light color could be changed by

manual. When pressing the 'Loop' button for 2 seconds, the automatic variable color light would be triggered.

The timer mode

A single click of the 'Timer' button could take turns to select three-timer mode, 30 minutes, 1 hour and 3 hours. When the timing is up, the device will be automatically turned or. Besides, you could turn or the timer mode by single-clicking the 'Or' button.

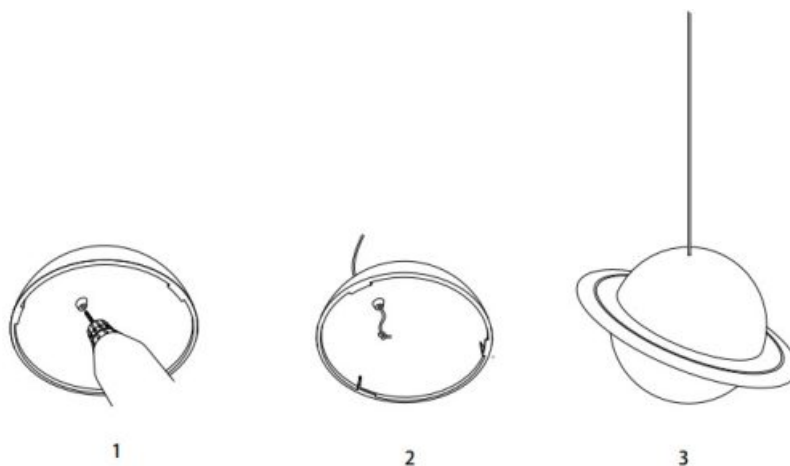


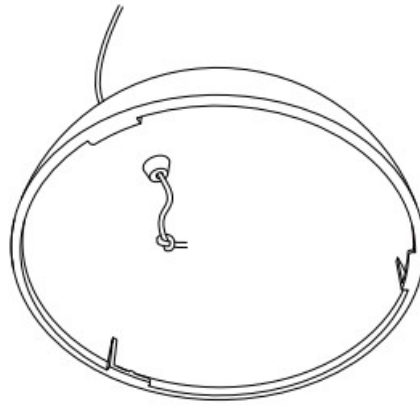
The indicator light of charging status

The indication light would be coral-pink during charging, and the color would change to bright blue when fully charged.

Optional Installation Steps (with your own tools)

1. Users can punch holes with their own power tools.
2. Tying the shing wire after it across the hole on the shell.
3. locking the shell and hanging it up.





2. Tying the fishing wire after it across the hole on the shell.

Q&A

1 Bluetooth signal connection is unstable

The maximum distance of the Bluetooth signal is 10 meters in open spaces. Besides, Obstacles (doors, walls and wifi, etc.,) can interfere with Bluetooth signals.

2 Bluetooth signal failed to connect

Try to connect the speaker with different devices through Bluetooth, it could be a compatible reason.

3 Charging time

The charging current of this product was designed to be 1A, and the theoretical charging time is 5 hours. However, the actual charging time is depended on the electrical condition. We advise that charging more than 2 hours will be good enough for playing time.

4 The high volume

The maximum volume may cause low-frequency distortion of music. Hence, please keep the volume below 80% in use.

Warranty Policy

According to the warranty policy, the warranty period is one year under regular usage circumstances.

FCC Statement

This device complies with part 15 of the FCC rules. Operation is subject to the following two conditions: (1) this device may not cause harmful interference, and (2) this device must accept any interference received, including interference that may cause undesired operation.

Changes or modifications not expressly approved by the party responsible for compliance could void the user's authority to operate the equipment.

NOTE: This equipment has been tested and found to comply with the limits for a Class B digital device, pursuant to part 15 of the FCC Rules. These limits are designed to provide reasonable protection against harmful interference in a residential installation. This equipment generates uses and can radiate radio frequency energy and, if not installed and used in accordance with the instructions, may cause harmful interference to radio communications. However, there is no guarantee that interference will not occur in a particular installation. If this equipment does cause harmful interference to radio or television reception, which can be determined by turning the equipment off and on, the user is encouraged to try to correct the interference by one or more of the following measures:

- Reorient or relocate the receiving antenna.
- Increase the separation between the equipment and receiver.
- Connect the equipment into an outlet on a circuit different from that to which the receiver is connected.
- Consult the dealer or an experienced radio/TV technician for help.

The device has been evaluated to meet general RF exposure requirements. The device can be used in portable exposure conditions without restriction.



The cosmic island is a creative brand created by young designers from different countries with multicultural backgrounds. The designers have won many international design awards, which is the best proof of top-level design quality. The cosmic island is a metaphor for the universe's fantasy. Designers design towards the future era and explore the perceptual relationship between human beings and the universe.



Documents / Resources

	COSMIC ISLAND MP-1 Wireless speaker and LED light [pdf] Instructions MP-1, MP1, 2AYNC-MP-1, 2AYNCMP1, MP-1 Wireless speaker and LED light, MP-1, Wireless speaker and LED light
---	--

Manuals+.