



Corsano HCP App User Guide

[Home](#) » [Corsano](#) » Corsano HCP App User Guide 




Contents

- [1 Register with the HCP App](#)
- [2 Access Existing Account](#)
- [3 Documents / Resources](#)
 - [3.1 References](#)

Register with the HCP App

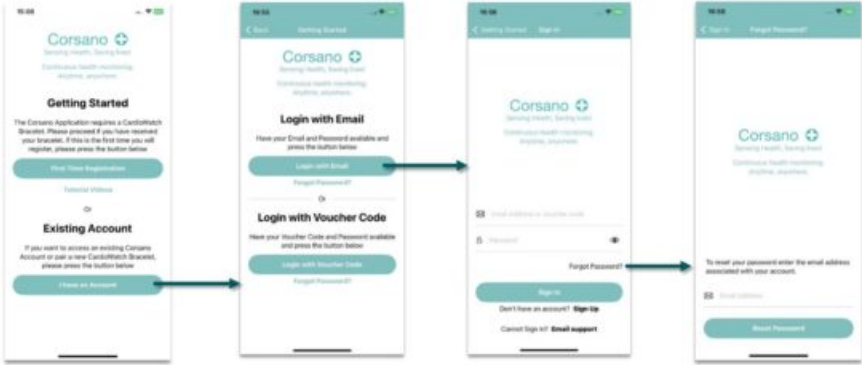


No account yet ? Create an account with Email.

						
1) Search for Corsano on App Store or use following link	2) Install App and start from home screen	3) Press on [First Time Registration]	4) Select the option [Register with Email]	5) Type First Name, Last name and email Check your email account to get the verification code	6) Set a password and the verification code received by email to complete the account creation	7) Enter You can the app et.


Access Existing Account

If you already have an account

			
1) Press on [I have an Account]	2) Select [Login with Email]	3) Enter your Email address and your password	4) Option to reset your password



Documents / Resources

	Corsano HCP App [pdf] User Guide HCP App, App
---	--

References

- [User Manual](#)

Manuals+, Privacy Policy

This website is an independent publication and is neither affiliated with nor endorsed by any of the trademark owners. The "Bluetooth®" word mark and logos are registered trademarks owned by Bluetooth SIG, Inc. The "Wi-Fi®" word mark and logos are registered trademarks owned by the Wi-Fi Alliance. Any use of these marks on this website does not imply any affiliation with or endorsement.