



Corsano Health Gateway User Guide

[Home](#) » [Corsano](#) » Corsano Health Gateway User Guide 

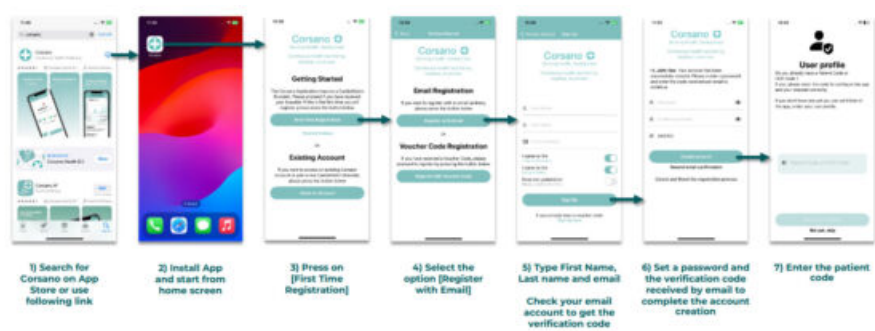


User Guide

- Contents
- 1 Registration with Email
 - 2 Register Gateways in Study
 - 3 Documents / Resources
 - 3.1 References

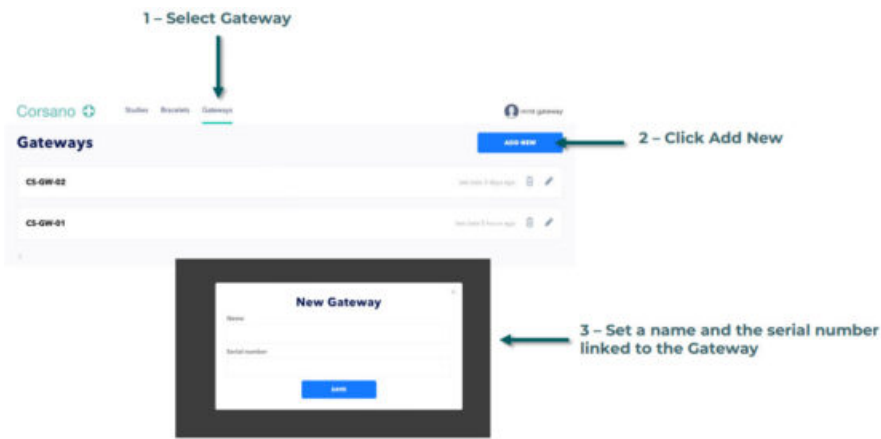
Registration with Email

Download the Corsano app and create an account

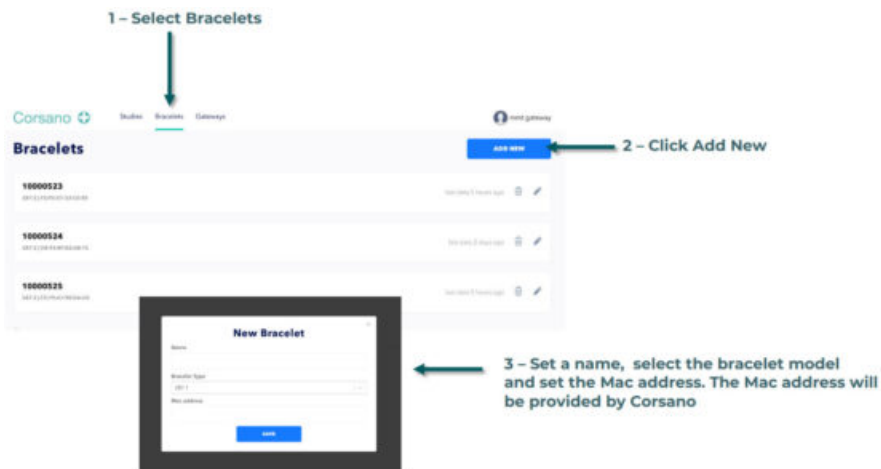


Register Gateways in Study

Add a Gateway to your study



2) Register Bracelets in Study Portal Add a Bracelet to your study



3) Register Patients in Study Portal Add a Patient to your study



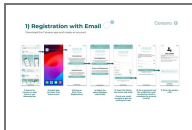
4) Setup the Gateway in Corsano app Configure the Gateway with Corsano app



Remove the Gateway from iOS bluetooth peripheral list when the setup is done.
Go to iOS general settings-> Bluetooth
Select the Gateway and press on « i » icon, then Forget this device



Documents / Resources



[Corsano Corsano Health Gateway](#) [pdf] User Guide
Corsano Health Gateway, Health Gateway, Gateway

References

- [User Manual](#)

[Manuals+](#), [Privacy Policy](#)

This website is an independent publication and is neither affiliated with nor endorsed by any of the trademark owners. The "Bluetooth®" word mark and logos are registered trademarks owned by Bluetooth SIG, Inc. The "Wi-Fi®" word mark and logos are registered trademarks owned by the Wi-Fi Alliance. Any use of these marks on this website does not imply any affiliation with or endorsement.