



Corsair K70 RGB TKL Keyboard User Manual

[Home](#) » [Corsair](#) » Corsair K70 RGB TKL Keyboard User Manual

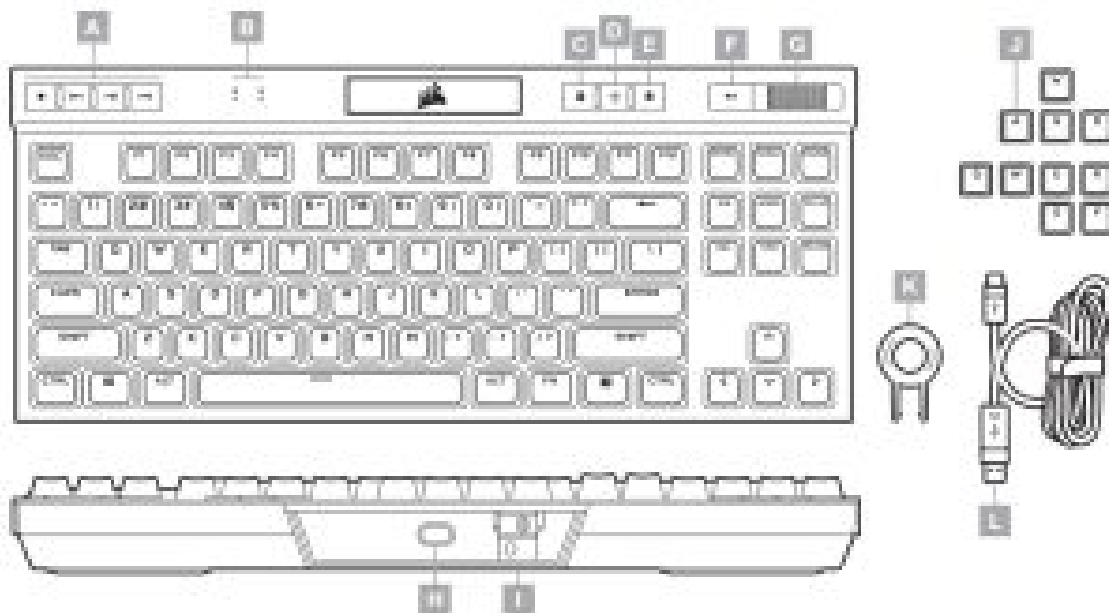
Corsair K70 RGB TKL Keyboard User Manual



Contents [[hide](#)]

- [1 GETTING TO KNOW YOUR KEYBOARD](#)
- [2 SETTING UP YOUR KEYBOARD](#)
- [3 Documents / Resources](#)
 - [3.1 References](#)
- [4 Related Posts](#)

GETTING TO KNOW YOUR KEYBOARD



1. DEDICATED MEDIA KEYS
2. CAPS AND SCROLL LOCK INDICATORS
3. PROFILE SWITCH KEY
4. BRIGHTNESS KEY
5. WINDOWS LOCK KEY
6. MUTE KEY
7. VOLUME ROLLER
8. USB TYPE-C PORT
9. TOURNAMENT SWITCH
10. FPS AND MOBA KEYCAP SETS
11. KEYCAP PULLER
12. DETACHABLE USB TYPE-C TO TYPE-A CABLE

SETTING UP YOUR KEYBOARD

Connect the detachable USB cable (L) to the keyboard USB Type-C port (H) and to an available USB 3.0 or better Type-A port on your Windows® PC, Apple Mac®, or Microsoft Xbox One®.*

[*www.corsair.com/xbox-one-support](http://www.corsair.com/xbox-one-support)

HARDWARE MODE

When iCUE is not running or the keyboard is connected to a device that does not support iCUE, the keyboard operates in hardware mode which uses profiles and settings saved to the onboard storage.



With iCUE and the new dynamic profile system, you can create as many custom profiles as can fit onto the 8MB of onboard storage. Each profile can store complex backlighting effects (up to 20 layers), actions & macros, and settings.*

The number of lighting effects layers per profile and number of profiles that can be saved to onboard storage will vary based on complexity.

SOFTWARE MODE

When iCUE is running the keyboard operates in software mode and is controlled by iCUE.



Install iCUE on a Windows PC or Apple Mac to connect all of your CORSAIR iCUE compatible products together in a single interface, giving you complete control of everything from lighting to powerful macros. Download iCUE from www.corsair.com/downloads.

FACTORY RESET

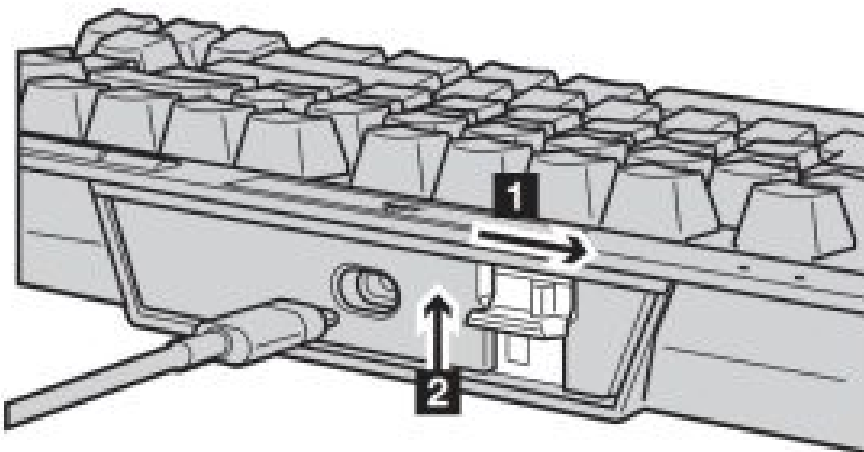
To clear the onboard memory, hold the ESC key while plugging in the USB cable (L) to your system, then release the ESC key after two seconds. The keyboard will then power on normally and be reset to factory defaults.

TOURNAMENT SWITCH

Located on the backside of the keyboard next to the USB Type-C port (H) is the Tournament Switch (I) which puts the keyboard into a competition compliant mode that:

- Changes backlighting to static single color to reduce distraction
- Disables custom actions and macros to prevent accidental activation
- Offers standard operation without profiles and profile switching

Other keyboard functions including media keys (A), volume control (F, G), brightness (D), and Windows lock key (E) still function as normal.



To enable Tournament Mode:

1. Move the switch to the right position
 - LED will light up red when enabled
2. Flip up the switch cover to lock into place



With iCUE you can change the color of the RGB LED's while in tournament mode.

ONBOARD LIGHTING / FUNCTION SHORTCUTS

Keyboard lighting effects can be controlled via the onboard shortcuts below when iCUE is not running or the keyboard is connected to a device that does not support iCUE.

SHORTCUT	LIGHTING EFFECT
FN + 1	Spiral Rainbow
FN + 2	Rain
FN + 3	Rainbow Wave
FN + 4	Visor
FN + 5	Type Lighting (Per-key)
FN + 6	Type Lighting (Ripple)
FN + 7	Color Shift
FN + 8	Color Pulse
FN + 9	Color Wave
FN + 0	Static Color (Press to cycle colors)




SHORTCUT	FUNCTION
FN + `	Reset To Onboard Stored Effect
FN + –	Reduce Effect Speed*
FN + =	Increase Effect speed*
FN + [Rotate Effect Left*
FN +]	Rotate Effect Right*



With iCUE you can program vivid and dynamic custom multi-layered lighting effects then save them to onboard storage.



Documents / Resources

	Corsair K70 RGB TKL Keyboard [pdf] User Manual K70, RGB, TKL, Keyboard, 49 002182 AA
	Corsair K70 RGB TKL Keyboard [pdf] User Manual K70, RGB, TKL, Keyboard, 49 002181 AA
	Corsair K70 RGB TKL Keyboard [pdf] User Manual K70, RGB, TKL, Keyboard, 49 002182 AA

References

- [PC Components | Gaming Gear | CORSAIR](#)
- [Corsair Blog - Corsair Community](#)
- [Home - Corsair Community](#)
- [CORSAIR Downloads | CORSAIR iCUE Software](#)
- [CORSAIR Supports Xbox One with Gaming Keyboards and Mice](#)
- [corsair.com/xbox-one-support*](#)

