

CORN 2ASWW-PKPRO Feature Phone



CORN 2ASWW-PKPRO Feature Phone User Guide

[Home](#) » [CORN](#) » CORN 2ASWW-PKPRO Feature Phone User Guide 

Contents

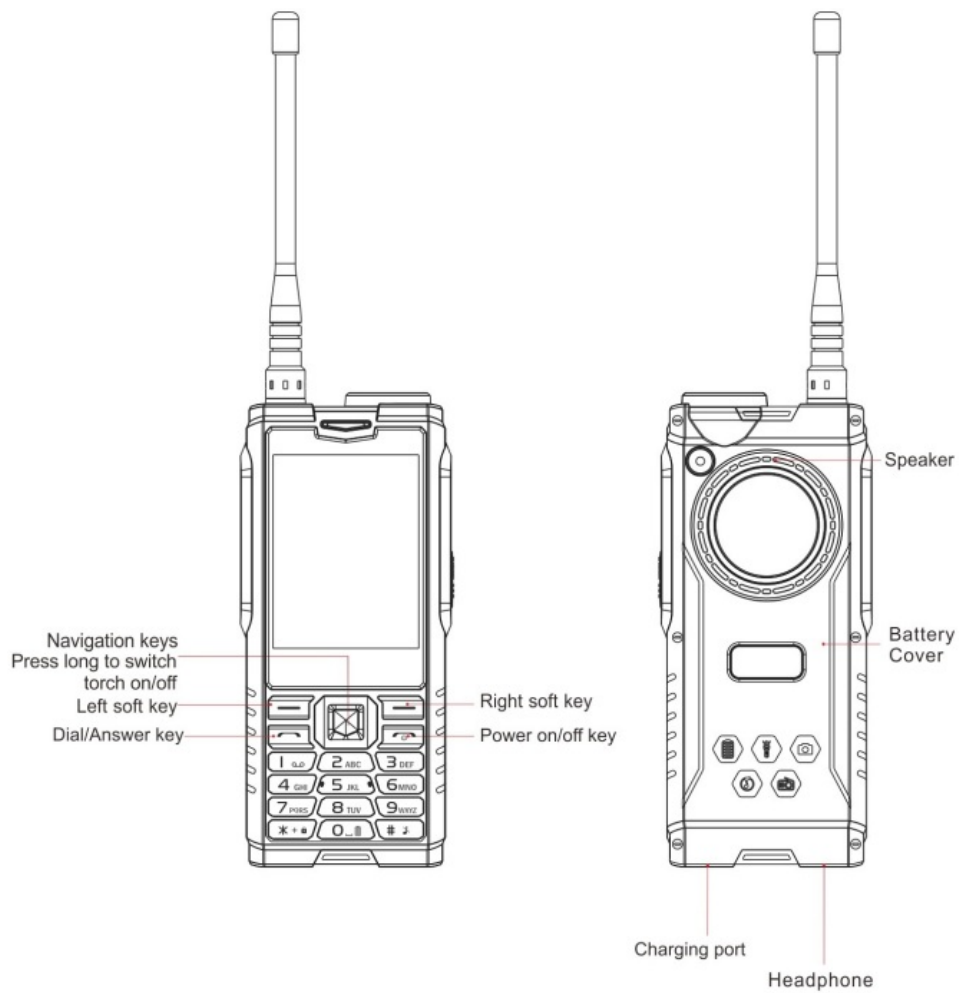
- [1 CORN 2ASWW-PKPRO Feature Phone](#)
- [2 Overview](#)
- [3 Charging the battery](#)
- [4 Safety Instructions](#)
- [5 FCC Warning](#)
- [6 Documents / Resources](#)
 - [6.1 References](#)



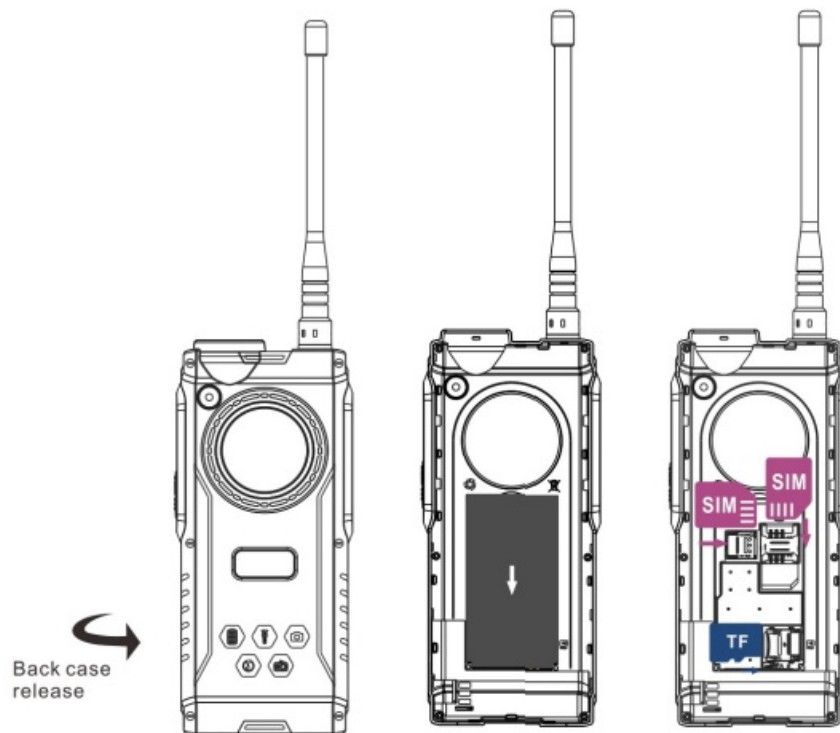
CORN 2ASWW-PKPRO Feature Phone




Overview



Installing the SIM card and battery



Charging the battery



- Before using the device for the first time, you must charge the battery to full
- Connecting the charger improperly may cause serious damage to the device. Any damage caused by misuse is not covered by the warranty.
- After charging the device, ensure it is disconnected from the charging socket.
- The charger should remain close to the electrical socket and easily accessible while charging.

Safety Instructions

Please read the following guidelines. To view the full safety information please refer to the “Health and Safety” from

- For pluggable equipment, the socket outlet shall be installed near the equipment and shall be easily accessible.
- Risk of explosion if battery is replaced by an incorrect type. Dispose of used batteries according to this instructions.
- Do not expose the device to physical impact or damage.
- Avoid the charging jack and battery terminals from contacting conductive elements such as metal and liquids.
- Do not store the device in very hot or cold areas. It is recommended to use your device temperatures from 5 to 50 C.
- Do not store your device near or in heaters, microwaves, cooking equipment or high-pressure containers.
- Do not touch the charger or the device with wet hands while the device is charging.
- Do not use your device outdoor during a thunderstorm.
- Turn off the device in potentially explosive environments.
- Comply with all safety warnings and regulations regarding mobile device usage while operating a vehicle.
- If the device is cracked, broken, or becomes very hot, stop using the device immediately. If the device has a camera flash or light, do not use it close to the eyes of people or animals.
- Your phone can case interference with aircraft equipment. Therefore, it is essential you follow airline regulations.
- Never take your phone apart. Unauthorized repairs could break the terms of your warranty.

To prevent possible of hearing damage when using a headset, do not listen to sound at high volume for long periods.

Correct Disposal

(Waste Electrical & Electronic Equipment) this marking on the product, accessories or literature indicates that the product and its electronic accessories (e.g. charger, headset, USB cable) should not be disposed of with household waste.

This marking on the battery, manual or packaging indicates that the batteries in this product should not be disposed of with other household waste.

- GSM: 850/900/1800/1900MHz
- WCDMA: B2/B4/B5/B8
- FDD: B2/B3/4/5/7/8/17/28ab

FCC Warning

Any changes or modifications not expressly approved by the party responsible for compliance could void the user's authority to operate the equipment.

This device complies with part 15 of the FCC Rules. Operation is subject to the following two conditions:

1. This device may not cause harmful interference, and
2. This device must accept any interference received, including interference that may cause undesired operation.

Note: This equipment has been tested and found to comply with the limits for a Class B digital device, pursuant to part 15 of the FCC Rules. These limits are designed to provide reasonable protection against harmful interference in a residential installation. This equipment generates, uses and can radiate radio frequency energy and, if not installed and used in accordance with the instructions, may cause harmful interference to radio communications. However, there is no guarantee that interference will not occur in a particular installation. If this equipment does

cause harmful interference to radio or television reception, which can be determined by turning the equipment off and on, the user is encouraged to try to correct the interference by one or more of the following measures:

- Reorient or relocate the receiving antenna
- Increase the separation between the equipment and receiver
- Connect the equipment into an outlet on a circuit different from that to which the receiver is connected.
- Consult the dealer or an experienced radio/TV technician for help SAR tests are conducted using standard operation positions accepted by the FCC with the phone transmitting at its highest certified power level in all tested frequency bands, although the SAR is determined at the highest certified power level, the actual SAR level of the phone while operating can be well below the maximum value, in general, the closer you are to a wireless base station antenna, the lower the power output.


Before a new model phone is available for sale to public, it must be tested and certified to the FCC that does not exceed the exposure limit established by the FCC, Tests for each phone are performed in positions and locations(e.g. at the ear and worn on the body) as required by the FCC.

For body worn operation, this model phone has been tested and meets the FCC RF exposure guidelines when used with an accessory designated for this product or when sued with an accessory that contains no metal and that positions the handset a minimum of 1.5 cm from the body.

Non-compliance with the above restrictions may result in violations of RF exposure guidelines.

Power K Pro
QUICK GUIDE
www.corn-mobile.com

Documents / Resources

	CORN 2ASWW-PKPRO Feature Phone [pdf] User Guide 2ASWW-PKPRO Feature Phone, 2ASWW-PKPRO, Feature Phone, Phone
-------------------------------------------------------------------------------------	---------------------------------------------------------------------------------------------------------------------------------

References

- [User Manual](#)

[Manuals+](#), [Privacy Policy](#)

This website is an independent publication and is neither affiliated with nor endorsed by any of the trademark owners. The "Bluetooth®" word mark and logos are registered trademarks owned by Bluetooth SIG, Inc. The "Wi-Fi®" word mark and logos are registered trademarks owned by the Wi-Fi Alliance. Any use of these marks on this website does not imply any affiliation with or endorsement.