

CoreStar CS61006 Audio Driver Board with BT Module User Manual

[Home](#) » [CoreStar](#) » CoreStar CS61006 Audio Driver Board with BT Module User Manual 



Address: 16-3,Shunping 1st St.,Xitun Dist., Taichung City 40754, Taiwan (R.O.C)

Tel: 886-4-2295-0350

Fax: 886-4-2295-0357

Contents


- 1 MANUAL**
 - 1.1 FCC**
 - 1.1.1 End Product Labeling
 - 1.1.2 End Product Manual Information
 - 1.1.3 Industry Canada Statement
- 2 Documents / Resources**
- 3 Related Posts**

MANUAL

CUSTOMER	
Item P/N	CS61006
DESCRIPTION	Audio Driver Board with BT Module
Document Number	CS61006
DATE	

1. Hardware overview

1.1 Main Board PCB Physical Specifications



1.2 Connector Definitions

J1 CTRL CON

Pin No.	DESCRIPTION
1	USBDM
2	USBDP
3	P20
4	BT_STS
5	MUTE_A
6	DACR
7	DACL
8	LINE_DET
9	GND
10	VCC_5V
11	VCC_5V

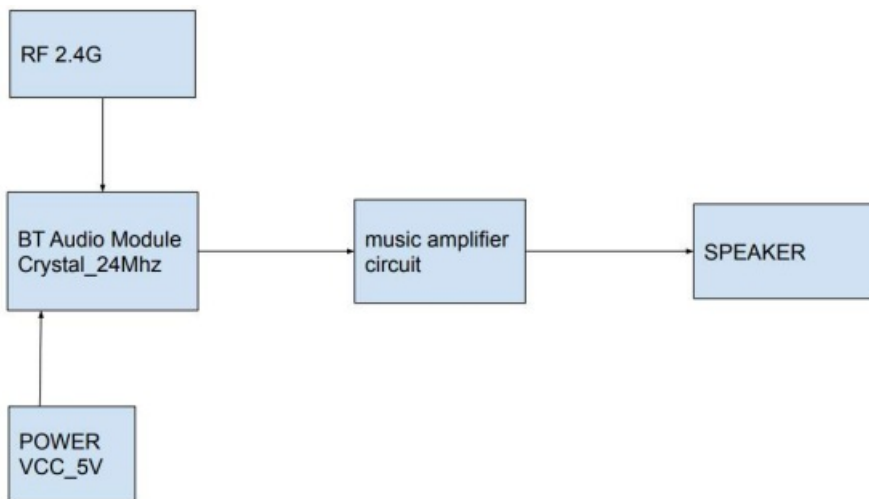
J2 LINE IN

Pin No.	DESCRIPTION
1	GND
2	GND

J3 HEADPHONE

Pin No.	DESCRIPTION
1	GND
2	GND
3	RXD
4	TXD

Operational description



1.3 The Power VCC_5V to the BT Audio Module, When the Bluetooth module passes through the music amplification line the sound output

1.4 BT search BT Audio Amplifier device, SPEAKER output music

FCC

Federal Communication Commission Interference Statement

This equipment has been tested and found to comply with the limits for a Class B digital device, pursuant to Part 15 of the FCC Rules. These limits are designed to provide reasonable protection against harmful interference in a residential installation.

This equipment generates, uses and can radiate radio frequency energy and, if not installed and used in accordance with the instructions, may cause harmful interference to radio communications. However, there is no guarantee that interference will not occur in a particular installation. If this equipment does cause harmful interference to radio or television reception, which can be determined by turning the equipment off and on, the user is encouraged to try to correct the interference by one of the following measures:

- Reorient or relocate the receiving antenna.
- Increase the separation between the equipment and receiver.
- Connect the equipment into an outlet on a circuit different from that to which the receiver is connected.
- Consult the dealer or an experienced radio/TV technician for help.

FCC Caution: To assure continued compliance, any changes or modifications not expressly approved by the

party responsible for compliance could void the user’s authority to operate this equipment. (Example – use only shielded interface cables when connecting to computer or peripheral devices).

End Product Labeling

This transmitter module is authorized only for use in devices where the antenna may be installed such that 0.5 cm may be maintained between the antenna and users. The final end product must be labeled in visible area with the following: “Contains FCC ID: 2ANCG-CS61006 ”

End Product Manual Information

The user manual for end users must include the following information in a prominent location “IMPORTANT NOTE: To comply with FCC RF exposure compliance requirements, the antenna used for this transmitter must be installed to provide a separation distance of at least 0.5 cm from all persons and must not be colocated or operating in conjunction with any other antenna or transmitter.” This device complies with part 15 of the FCC rules. Operation is subject to the following two conditions (1) This device may not cause harmful interference and (2) This device must accept any interference received, including interference that may cause undesired operation.

IMPORTANT NOTE: In the event that these conditions can not be met (for example certain laptop configurations or colocation with another transmitter), then the FCC authorization is no longer considered valid and the FCC ID can not be used on the final product. In these circumstances, the OEM integrator will be responsible for reevaluating the end product (including the transmitter) and obtaining a separate FCC authorization. This device is intended only for OEM integrators under the following conditions: The antenna must be installed such that 0.5 cm is maintained between the antenna and users. As long as a condition above is met, further transmitter test will not be required. However, the OEM integrator is still responsible for testing their end product for any additional compliance requirements required with this module installed (for example, digital device emissions, PC peripheral requirements, etc.).


Industry Canada Statement

This device complies with Industry Canada licence-exempt RSS standard. Operation is subject to the following two conditions: (1) this device may not cause interference, and (2) this device must accept any interference, including interference that may cause undesired operation of the device.

The host product shall be properly labelled to identify the modules within the host product. The ISED certification label of a module shall be clearly visible at all times when installed in the host product; otherwise, the host product must be labelled to display the ISED certification number for the module, preceded by the word “contains” or similar wording expressing the same meaning, as follows: Contains IC : 22282-CS61006

IC Radiation Exposure Statement:
This equipment complies with IC RSS-102 radiation exposure limit set forth for an uncontrolled environment. This equipment should be installed and operated with minimum distance 0.5 cm between the radiator and your body.

Documents / Resources



CoreStar CS61006 Audio Driver Board with BT Module [pdf] User Manual

CS61006, 2ANCG-CS61006, 2ANCGCS61006, CS61006 Audio Driver Board with BT Module, CS61006, Audio Driver Board with BT Module, Driver Board with BT Module, BT Module, Drive r Board, Board