



# COREL 2023 Video Ultimate Studio User Manual

[Home](#) » [corel](#) » COREL 2023 Video Ultimate Studio User Manual 

COREL 2023 Video Ultimate Studio



## Contents

- [1 Support & resources](#)
- [2 Installation](#)
- [3 Creating videos](#)
- [4 Troubleshooting](#)
- [5 Documents / Resources](#)
  - [5.1 References](#)
- [6 Related Posts](#)

## Support & resources

### How do I contact Customer Support?

If you need assistance, please reach out to the Corel Customer Support team using the contact information provided below.



**Corel Support**



[corelhelp@corel.com](mailto:corelhelp@corel.com)



**1-877-582-6735**

Where can I get additional information and support?

The answers to common questions about the product may be found in this FAQ document. If you can't find the answers you are looking for, check out these additional resources to learn more

- **User guide** | Access step-by-step instructions to install the software and complete the most popular workflows.  
Open the user guide at any time from within the product by pressing F1, and use the search tool to explore information on popular tools and techniques.
- **How-to guides** | Learn how to leverage all our tools—from basic editing to advanced special effects—with our library of written instructional guides. Explore the full list on our website!
- **Discovery Center** | Master Video Studio using Corel's official learning platform, the Discovery Center. Beginner to advanced users will enjoy a wide selection of video tutorials on a range of topics.
- **YouTube** | Subscribe to our YouTube channel for tutorials, techniques, and project inspiration.
- **Knowledgebase** | Connect with other users and ask questions, get tips and tricks, and browse additional FAQ.
- **Online help** | There is an abundance of information available to you while using the product. Use the Help menu to access multiple helpful resources.

## Installation

### What are the system requirements?

**Operating system:** Windows 11, Windows 10, Windows 8, 64-bit only

**Processor:** Core i3 or AMD A4 series for standard videos.  
Intel Core i7 or AMD Athlon A10 for HD and UHD videos

**RAM:** 4 GB or higher, 8+ GB highly recommended for HD and UHD videos

**Graphics card:** Minimum display resolution: 1366 x 768, minimum 512 MB VRAM or higher recommended for hardware acceleration

**Sound card:** Windows-compatible sound card

**Hard drive space:** Minimum 10 GB for full installation

Internet connection is required for installation, registration and updates. Product specifications are subject to change without notice or obligation. For more details, visit: [www.videostudiopro.com](http://www.videostudiopro.com)

### What's included in the box?

A key card with a link to download the product and your serial key

**Do I need a serial key? Where can I find it?**

Yes, a serial key is required for installation of Video Studio 2023.

- If you purchased the key card version, your serial key will be located on the insert inside the box.
- If you purchased a digital download version from Amazon, your serial key will be located in Your Software Library within your Amazon account.

**How do I install Video Studio 2023?**

1. If you purchased:

- Digital download version: download the product from your . [Amazon Software Library](#)
- Key card version: use the download link provided on the insert inside the box. You will be taken to a download page, follow the on-screen instructions.

2. You will be prompted to enter a serial key. You can find it in within your Amazon account. [Your Software Library](#)

3. The first time you launch Video Studio 2023, you will be asked to login. You can either:

- Use your existing Corel user account.
- Create a new Corel user account.

**Note:** An Internet connection is required for product installation and updates. Windows may ask for your permission during various steps of the installation process. Please grant permissions when requested so that the installation may be completed successfully.

**How do I check if my PC system is 64-bit?**

On your PC, right-click My Computer and select Properties. It will be listed in System Type.

**Is Video Studio 2023 available for Mac?**

Video Studio 2023 is native to Windows and is currently unsupported for installation on Mac operating systems.

**Is this a one-time purchase or a subscription?**

This is a one-time purchase that you can use as long as operating systems, devices, and technologies continue to support it.

**Can I install Video Studio 2023 on more than one system?**

Video Studio 2023 is a single user license and cannot be installed on multiple PCs. If you purchase a new computer and want to re-install the software, please make sure to login into your Corel user account and deactivate the computer first. Then, you can re-install the software on your new computer. For more details, please visit the [Corel End User License Agreement](#).

**Is an active Internet connection required to use the product?**

An Internet connection is required for product installation, registration, product updates, and some features. It is not required to run the software.

**What languages are supported?**

Video Studio 2023 supports English, French, German, Italian, Dutch, Traditional Chinese, Simplified Chinese, and Japanese.

**Pre-launch checklist**

Best practices before you begin:

1. Verify your computer meets the minimum recommended system requirements for optimal performance.
2. Ensure the latest software updates are installed.
3. Check that your drivers are up to date.

## **Creating videos**

### **What can I create in Video Studio 2023?**

Video Studio 2023 delivers all the tools you need to work with all popular video, photo, and audio formats. Import video files downloaded from the Internet or captured on your phone or camera, or record your own videos with included tools and begin layering clips on the timeline. Instant Project Templates make it simple to begin creating videos in just a few clicks. Add titles, transitions, graphics, AR Stickers, and animated overlays before you export projects to share on YouTube or burn to DVD

### **Can I record my screen with Video Studio 2023?**

Yes, Video Studio 2023 has a screen recording tool.

You can use the included Multi Cam Capture 2.0 Lite software to record your screen and capture webcam video simultaneously, or record dual screens at the same time!

This is the perfect way to create video challenges, gaming videos, tutorials, presentations, and more.

### **Can I work with audio files in Video Studio 2023?**

Video Studio 2023 offers a variety of tools that make it easy to work with your audio files. Fade, layer, adjust or even mute audio tracks right on the timeline. Plus, enjoy access to hundreds of royalty-free songs and sound effects to take any video to the next level!

### **What is the difference between the Pro and Ultimate versions of this product?**

Video Studio Ultimate is the most popular version of Video Studio, and delivers incredible added value with many exclusive, powerful features and hundreds of premium effects from New Blue FX and pro DAD. Ultimate users can enjoy a full set of Color Grading controls, clone themselves and edit targeted sections of footage with Mask Creator, create custom Split Screen Video Templates, save time with Face Indexing, access advanced video stabilization, fit to music tempo with new Audio Cues, and so much more! For more information on the differences between Video Studio Pro and Video Studio Ultimate, please refer to .

### **What file formats are compatible?**

#### **Import formats**

- Video: AV1 , AVCHD (.M2T/.MTS), AVI, DV, DVR-MS, GIF89a, HDV, M2TS, M4V, MKV, MOD, MOV (H.264/HEVC ), 2 1 MPEG-1/-2/-4 (H.264/HEVC ), MXF, TOD, UIS, UISX, WebMD, 1 WMV, XAVC, XAVC S, 3GP, Non-encrypted DVD titles
- 360 video: equirectangular, single fisheye, dual fisheye
- Audio: AAC, AC3, Asif, AMR, AU, CDA, M4A, MOV, MP2, MP3, MP4, MPA, OGG, WAV, WMA
- Image: BMP, GIF, JPG, MPO, PNG, PSD, PSP Image, TGA, TIF/TIFF, UFO, WBM, WBMP, WMF, Camera RAW

#### **Export formats**

- Video: AV1 , AVC, AVI, DV, GIF89a, HDV, M2T, MOV2 (H.264/HEVC ), MPEG-1/-2/-4 (H.264/HEVC ), UIS, UISX, WebMD, WMV, XAVC S, 3GP
- Device: DV, HDV

- Disc: DVD, AVCHD, SD Card, Blu-ray (\$)
- Web: YouTube, Vimeo
- Audio: M4A, OGG, WAV, WMA
- Image: BMP, JPG

1. HEVC-support requires Windows 10 or Windows 11, supporting PC hardware or graphics card and Microsoft HEVC video extension installed
2. Support to import and output Coniform Alpha Channel videos
3. AV1 hardware decode acceleration requires 11th Gen Intel Core e Processor with Iris X or UHD Graphics, and encode acceleration requires Intel Arc Graphics

## **Troubleshooting**

### **Missing serial key**

If you can't find your serial key, first check one of these locations:

- If you purchased the key card version, your serial key will be located on the insert inside the box.
- If you purchased a digital download version on Amazon, your serial key will be located in within Your Software Library your Amazon account. It is also noted in your Digital Delivery Confirmation email received from Amazon at the time of purchase.

If you are still unable to locate your serial key, or get an Invalid Serial Key error, please contact .

### **Installation process stalled**

- Make sure you are connected to the Internet, and the connection is stable.
- Use a Cleanup tool to remove all corrupt registry and files, then re-install the software.
- If the installer doesn't successfully complete the installation, close it, and reboot your computer. Then, try installing it again.
- If the relaunched installer offers an option to 'Repair' the installation, select that option.
- If the installation fails again, please reach out to Corel Customer Support with the installer logs. Enter C:\ProgramData into your File Explorer.

Then, scroll down to the Video Studio Log Files folder. Once you double click the folder, you will find the VS2023 folder with the installer logs.

### **Program crashes or freezes**

If Video Studio 2023 crashes or freezes, please reach out to so we can diagnose and help Corel Customer Support resolve the issue. Our customer support team will be up to date on frequently reported issues and will be happy to assist you.

### **Audio not captured during screen recording**

Failure to capture audio during screen recording with Multi Cam Capture 2.0 Lute's most common when the wrong audio input was selected. Ensure your audio source is set to your desired recording device or system audio before launching your recording to resolve the issue.

## Additional questions?

Still can't find the answer you're looking for?

Our product experts would be happy to assist you.

Please reach out to the Corel Customer Support team using the contact information provided below.



**Corel Support**



[corelhelp@corel.com](mailto:corelhelp@corel.com)




**1-877-582-6735**














---

## Documents / Resources

	<p><a href="#">COREL 2023 Video Ultimate Studio</a> [pdf] User Manual</p> <p>2023 Video Ultimate Studio, 2023, Video Ultimate Studio, Ultimate Studio, Studio</p>
-------------------------------------------------------------------------------------	-------------------------------------------------------------------------------------------------------------------------------------------------------------------

## References

-  [VideoStudio Pro: Video Editing Software by Corel](#)
-  [VideoStudio Pro: Video Editing Software by Corel](#)
-  [apps.corel.com/redirect?](https://apps.corel.com/redirect?redirect=command&subfunction=&function=help&app=videostudio&version=v26&lang=en)  
[\\_redirect=command&subfunction=&function=help&app=videostudio&version=v26&lang=en](https://apps.corel.com/redirect?redirect=command&subfunction=&function=help&app=videostudio&version=v26&lang=en)
-  [VideoStudio](#)
-  [VideoStudio Tutorials - Corel Discovery Center](#)
-  [Knowledge Base](#)
-  [Amazon Sign-In](#)
-  [Corel EULA](#)
-  [Support - Corel](#)
-  [VideoStudio How-To Guides](#)
-  [Video Software by Corel | VideoStudio](#)
- [User Manual](#)