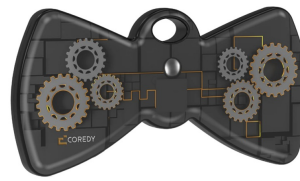


COREDY V1.0 B1 Bluetooth Tracker



## COREDY V1.0 B1 Bluetooth Tracker Installation Guide

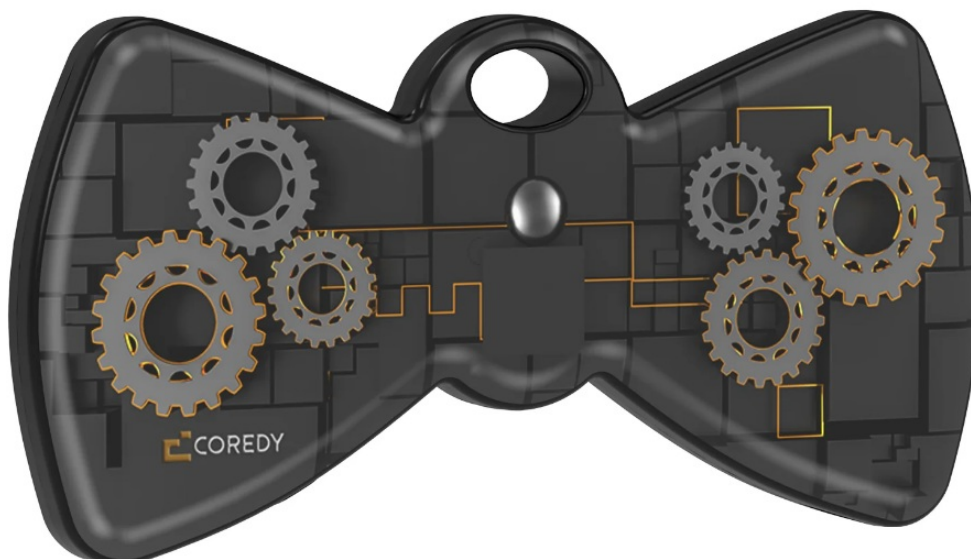
[Home](#) » [coredy](#) » COREDY V1.0 B1 Bluetooth Tracker Installation Guide 

### Contents

- [1 COREDY V1.0 B1 Bluetooth Tracker](#)
- [2 Function Button & Buzzing Sound Indication](#)
- [3 Documents / Resources](#)
  - [3.1 References](#)
- [4 Related Posts](#)



### COREDY V1.0 B1 Bluetooth Tracker



### Indication Guide

- Remove the protective insulation film from Item Finder before use.
- When the item finder is removed from the Find My app and not paired for 3 minutes, it automatically switches to Power Off.
- **Version 1.0**

### Function Button & Buzzing Sound Indication

Item Finder's Status	Function Button	Buzzing Sound
Power On	Press once	Chord tones Melody
Ready to Connect	Press twice continuously	One (1) sound Beep
"Play Sound" to locate	—	Thirteen (13) sounds Beep...Beep...Beep...Beep... Beep...Beep...Beep...Beep... Beep...Beep...Beep...Beep... Beep...
Remove	—	Chord tones Melody
Reset	Press five times continuously. (Short press 4 times rapidly, then long press for the 5th time until you hear a chord tone melody emitted.)	Chord tones Melody
Power Off	Press and hold for 3 seconds	Two (2) sounds Beep...Beep...

### FAQ

#### How do I activate my Item Finder?

Remove the protective insulation film and press the function button once to power it on.

#### What happens if the Item Finder is not paired for 3 minutes?

If the Item Finder is removed from the Find My app and not paired for 3 minutes, it will automatically switch to Power Off.

#### How can I locate the Item Finder using sound?

To locate the Item Finder, it will emit thirteen (13) beeping sounds.

#### How do I reset the Item Finder?

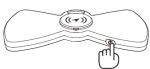

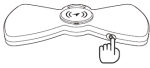



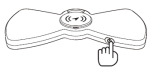

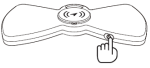

To reset the Item Finder, press the function button five times continuously. Short press four times rapidly, then long press for the 5th time until you hear a chord tone melody emitted.

## How do I turn off the Item Finder?

Press and hold the function button for 3 seconds to power off the Item Finder.

- Remove the protective insulation film from Item Finder before use.
- When the item finder is removed from the Find
- My app and not paired for 3 minutes, it automatically switches to Power Off.

## Function Button & Buzzing Sound Indication

Item Finder's Status	Function Button	Buzzing Sound			
Power On	Press once		Chord tones	Melody	
Ready to Connect	Press twice continuously		One (1) sound	Beep	
"Play Sound" to locate	—	—	Thirteen (13) sounds	Beep...Beep...Beep...Beep... Beep...Beep...Beep...Beep... Beep...Beep...Beep...Beep...	
Remove	—	—	Chord tones	Melody	
Reset	Press five times continuously (Short press 4 times rapidly, then long press for the 5th time until you hear a chord tone melody emitted.)		Chord tones	Melody	
Power Off	Press and hold for 3 seconds		Two (2) sounds	Beep...Beep...	

Documents / Resources

	<a href="#">COREDY V1.0 B1 Bluetooth Tracker</a> [pdf] Installation Guide V1.0 B1 Bluetooth Tracker, V1.0, B1 Bluetooth Tracker, Bluetooth Tracker, Tracker
---	--

References

- [User Manual](#)

Manuals+, Privacy Policy

This website is an independent publication and is neither affiliated with nor endorsed by any of the trademark owners. The "Bluetooth®" word mark and logos are registered trademarks owned by Bluetooth SIG, Inc. The "Wi-Fi®" word mark and logos are registered trademarks owned by the Wi-Fi Alliance. Any use of these marks on this website does not imply any affiliation with or endorsement.