



# corally Python XP 6s 1-8 Buggy EP-RTR Brushless Power User Guide

[Home](#) » [CORALLY](#) » corally Python XP 6s 1-8 Buggy EP-RTR Brushless Power User Guide 

## Contents

- 1 corally Python XP 6s 1-8 Buggy EP-RTR Brushless Power
- 2 INTRODUCTION
- 3 READ FIRST
- 4 SAFETY PRECAUTIONS
- 5 USE PRECAUTIONS
- 6 LIPO BATTERY SAFETY PRECAUTIONS
- 7 WARRANTY
- 8 DOWNLOAD – TELECHARGER
- 9 KIT CONTENT (Depends on the selected model)
- 10 REQUIRED FOR OPERATION (Not included)
- 11 CAR COMPONENTS
- 12 QUICK START GUIDE
- 13 DECLARATION OF CONFORMITY
- 14 FEDERAL COMMUNICATIONS COMMISSION
- 15 DISCOVER THE HIGH QUALITY TEAM CORALLY PRODUCTS
- 16 Documents / Resources
  - 16.1 References
- 17 Related Posts



corally Python XP 6s 1-8 Buggy EP-RTR Brushless Power



## INTRODUCTION

Thank you for purchasing a Team Corally car. This manual describes the instructions for using the model and the electronic components. You will also find some tips on how to maintain your RC model so that you can enjoy it for years to come. You have purchased one of the most efficient models available on the market that has been designed by a team of professionals. You will also benefit from the best after-sales support. All Team Corally models guarantee a high quality of manufacture and performance that guarantees you a high satisfaction of use and services provided by the Team Corally. Always take the time to read the instructions carefully in order to follow all the procedures to use your RC model safely for you and for other people and property in the area. This will allow you to take full advantage of all the performance of your RC model. Please also check the website [www.corally.com/Downloads/](http://www.corally.com/Downloads/) to check if you have the latest version of this instruction manual. (Version: see bottom cover of this manual) If you have any questions about the model and its components, you can send a message to [info@corally.com](mailto:info@corally.com). We also recommend that you get help from an experienced model maker or your dealer. You will find all the references of the spare parts on the website [www.corally.com](http://www.corally.com).

## TERM OF USE

The user is responsible for the use of your model. The user assumes all risks associated with the use of the model. This model is not intended for use by children under 14 years of age without the supervision of a responsible adult who is familiar with the dangers of using a RC model. Team Corally / JSP Group Intl bvba, its manufacturers, distributors and resellers cannot control the use and load of the model and therefore cannot be held responsible for any damage to property and damage caused to persons resulting from the use of this product. You must accept these conditions and consider yourself fully responsible for the use of this product. If not, do not use this product. Due to the continuous development of our products, the exact specifications of the kit may vary. If you have a problem with your new kit, please contact the store where you purchased it, indicating the part number(s). Team Corally / JSP Group Intl bvba reserves the right to change any specification without notice. All rights reserved.

## READ FIRST

This owner's manual is designed for use with your vehicle and contains the instructions you will need to operate and maintain your vehicle.

- We know you want to start driving immediately after unpacking, but it is very important that you take the time to read this manual carefully, even if you are an experienced R/C driver.
- Read carefully and follow all instructions in this manual. Failure to comply with the instructions will be considered as abuse and/or negligence which may result in the cancellation of the warranty.

- Your vehicle is designed to operate on uneven terrain. However, dust, sand, water and carpet fibres can get into your car's work-spaces and can damage your vehicle if they are not removed quickly. We do not guarantee any warranty on your vehicle against damage caused by external elements such as sand, dirt or water. Users are responsible for the maintenance and safe operation of this vehicle.
- This product is not a toy. It is not suitable for users under 14 years of age, unless they are supervised by adults.
- Never attempt to disassemble electronic components. These have been carefully calibrated at the factory.
- Only improve your car with parts made for your car. If you upgrade performance, replace the entire system (such as the motor, in-verter, battery, etc.) so that all components are properly adapted. Any malfunction resulting from a custom modification will void your warranty.
- Before driving your vehicle, please read this manual in its entirety and examine your vehicle and radio control system for any defects.
- For better performance, some adjustments may be necessary.
- This vehicle requires a battery (included in the car or in the packaging). Make sure the vehicle's battery is sufficiently charged before driving, otherwise you may lose control of the vehicle.
- The radio transmitter requires 4 AA batteries (not included)
- Always remove or disconnect the battery from the vehicle to the inverter when not in use.
- Please drive your car in a spacious place. Never drive your car on the street or in traffic. Public places are subject to specific legisla-tion by country, city, municipality, please comply with the legislation for the use of RC models in your region.
- This product is fully assembled in the factory. We accept no liability for damage and/or accidents resulting from custom modifica-tions and/or malfunctions.

## SAFETY PRECAUTIONS

For your safety, always use wear gloves and goggles when assembling and maintaining your model. Always take all necessary precautions when handling products (silicone oil, grease, thread lock, cyanolyte glue, fuel) for the operation of the model. (Refer to the manufacturer's instructions) For your safety, to keep the warranty and obtain the best performance, always use original CORALLY genuine parts.

**Contains:** LEAD (CAS 7439-92-1) ANTIMONY (CAS 7440-36-0)

**WARNING:** This product contains a chemical known to the state of California to cause cancer and birth defects or other reproductive harm.

**CAUTION:** CANCER HAZARD Contains lead, a listed carcinogen. Lead is harmful if ingested. Wash thoroughly after using. DO NOT use product while eating, drinking or smoking.

## USE PRECAUTIONS

Failure to operate your model in a safe and responsible manner may result in injury to yourself, others or damage to property around you.



- Do not use your model on public roads or in areas where you may encounter pedestrians or riders.
- Do not operate in a congested area or in crowds.
- Do not operate in areas where loud noises can disturb others, such as hospitals and residential areas.
- Do not operate your model with obstructed line of sight, at night or near water.
- Your model is radio controlled, it is subject to possible radio interference. Radio interference can cause loss of control of your model. Be careful.
- Take care not to injure yourself while using tools to adjust or upgrade your model.
- Since the model contains small parts, keep out of reach of children while assembling and/or disassembling your model.
- If your model becomes stuck against an object, release the throttle and retrieve it by hand
- Do not continue to apply the throttle when your model is stuck. This may damage the motor and/or ESC/Receiver unit.
- Turn OFF your model and don't use it if it runs erratically. Please do not use your model again until the problem has been solved.
- Keep the wheels of the model off the ground when checking the operation of the radio equipment.
- When learning to operate your model, go to an area that has no obstacles that can damage your model.
- Before and after each use, check all the screws on the model.
- To maintain the best performance, check that all moving parts move freely.

Take all necessary precautions before, during and after using your model. You are responsible for the safe assembly, maintenance and use of your model. In case of any questions, contact your local reseller or contact Team Corally support for assistance.

## LIPO BATTERY SAFETY PRECAUTIONS

- Follow and respect the manufacturer's instructions for use
- It is important to check that your ESC is set to LIPO if you are using a LIPO battery. Failure to comply with this instruction will result in increased battery discharge and may cause fire and damage to persons and property.
- When charging or storing LiPo batteries always use LiPo Safety Bag (Flame retardant).
- Always respect the maximum rate and voltage specified by the battery manufacturer.
- Charge the LIPO battery outdoors or in a ventilated area away from flammable objects and surfaces.
- NEVER leave your LiPo battery unattended while charging.
- If the battery swells during charging, stop charging immediately and disconnect the battery from the charger. Leave the battery outside for a few hours and observe. Then recycle the battery according to the instructions of your country/region. Never dispose of a LIPO battery with domestic waste.
- Before recycling your defective battery, it must be neutralized. Take a plastic container, fill it with water and add a lot of salt until the water becomes opaque. Place the LIPO battery in the water and leave for 24 hours. Check with a voltmeter that the voltage is 0.0V. Then recycle the battery according to local regulations.
- Never charge a damaged or inflated battery.
- Never discharge the battery cells below 3.2V.
- Always use the appropriate balancer/charger when charging your LiPo battery pack.
- When the battery is empty, check the temperature of the battery before charging it.  
If the battery is very hot, wait until it cools before charging it.
- Never charge a very hot battery as this may cause an explosion or fire.
- When the battery is empty, recharge it immediately. Do not store an empty battery, the battery will continue to discharge, it will fall below the minimum voltage and become unusable.

## **WARRANTY**

If material defects or manufacturing faults should arise in a product distributed or manufactured by Team Corally / JSP Group Intl bvba, and purchased by a consumer, we Team Corally / JSP Group Intl bvba acknowledge the obligation to correct those faults or defects within the limitations described below. This manufacturers warranty is in addition to, and does not affect, the legal or contractual rights of the consumer which arise from the purchase of such products. Team Corally / JSP Group Intl bvba guarantees the consumer that its products are free from material, manufacturing, and construction faults, as determined by the general state of knowledge and technology valid at the time of manufacturing. The fault responsible for causing the damage must be proven to have been present in the prod-uct at this time. Claims for compensation arising from consequential damage or product liability will not be considered valid unless they fall under peremptory provisions of the law.

If material defects or manufacturing faults should arise in a product distributed or manufactured by Team Corally / JSP Group Intl bvba in the European community (EC) and pur-chased by a consumer, then Team Corally / JSP Group Intl bvba undertakes to correct those defects within the limita-tions described below. This manufacturer's declaration does not affect the consumer's legal or contractual rights regard-ing defects arising from the purchase contract between the consumer and the dealer or reseller. Extend of the Warranty If a claim is made under warranty, we take at our discretion to repair or replace the defective goods. We will not consider supplementary claims, especially for reimbursement of costs relating to the defect (e.g. installation / removal costs) and compensation for consequent damages unless they are allowed by statute. This does not affect claims on legal regula-tions, especially according to the product liability law.

### **Provisions of the Warranty**

The purchaser is required to make the warranty claim in writing, and must enclose original proof of purchase (e.g. invoice, receipt, delivery note) and the appropriate warranty card. He must send the defective goods to our local rep-resentatives or directly to Team Corally / JSP Group Intl bvba, Geelseweg 80, 2250 Olen, Belgium at his own risk and cost. The purchaser should state the material defect or manufacturing fault, or symptoms of the fault, as accurate as possible, so that we can check if our warranty obligation is applicable. The goods are transported

from the consumer to us, and from us to the consumer, entirely at the risk and cost of the consumer.

### **Invalidation of the Warranty**

The consumer cannot make a claim under warranty when the fault is affecting the use of the product arising from natural wear, competition use, or improper use (including installation) or external forces. The consumer's adherence to the building and operating instructions relevant to the model, including the installation, operation, use of, and maintenance of, model-related components cannot be supervised by Team Corally / JSP Group Intl bvba. Therefore Team Corally / JSP Group Intl bvba is in no way liable for loss, damage, or costs resulting from improper use, or behaviour in any way connected to the above described provisions. Unless otherwise required by law, Team Corally / JSP Group Intl bvba is in no way whatever liable to provide compensation for damages arising from the improper use of the model (including personal injury, death, damage to buildings, loss of turnover, loss of business, or interruption of business, or any other direct, or indirectly caused, consequential damage).

### **Duration of Validity**

The claim period is 24 months from the date of purchase of the product by the consumer from a dealer in the European Community (EC) counted from the date of purchase. The claim period is 12 months from the date of purchase of the product by the consumer from a dealer outside the European Community (EC) counted from the date of purchase. If a defect arises after the end of the claim period, or if evidence or documents required according to this declaration in order to make the claim valid are not presented until after this period, then the consumer forfeits any rights or claims from this declaration. The guarantee period is not prolonged by the granting of any claims within the framework of this warranty, especially in the case of repair or replacement. The guarantee period also does not restart in such cases.

### **Warranty Expiration**


If we do not acknowledge the validity of a claim based on this declaration within the claim period, all claims based on this declaration will expire after six months from the time of registering the claim; however this cannot occur prior to the end of the claim period. For any support, contact us at [support.corally.com](mailto:support.corally.com)

## **DOWNLOAD – TELECHARGER**

- Check the corally.com website download section and make sure you have the latest version of this manual (see date on the cover of the manual)
- Vistez le site web corally.com section téléchargement et contrôlez que vous avez la dernière version de ce manuel (voir date sur la couverture du manuel)
- Überprüfen Sie die Website corally.com im Download-Bereich und stellen Sie sicher, dass Sie die neueste Version dieses Handbuchs haben (siehe Datum auf dem Umschlag des Handbuchs).
- Kijk op de corally.com website in de download sectie en zorg ervoor dat u de laatste versie van deze handleiding heeft (zie datum op de omslag van de handleiding)



**"DOWNLOAD"**  
Home page / right column


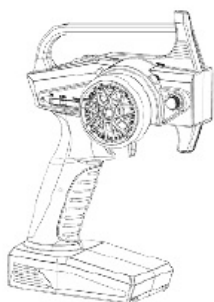


**"DOWNLOAD"**  
Bottom of the website

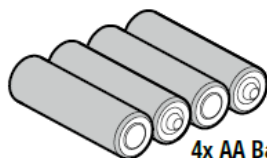


## KIT CONTENT (Depends on the selected model)

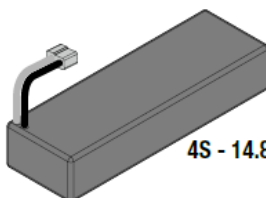
1. Transmitter
2. RTR Model (Chassis with Body)
3. User Guide



## REQUIRED FOR OPERATION (Not included)



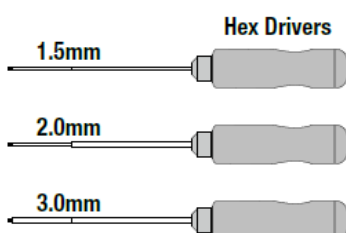
4x AA Batteries  
for the Transmitter



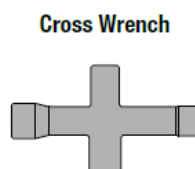
4S - 14.8V LiPo Battery



Charger



Hex Drivers



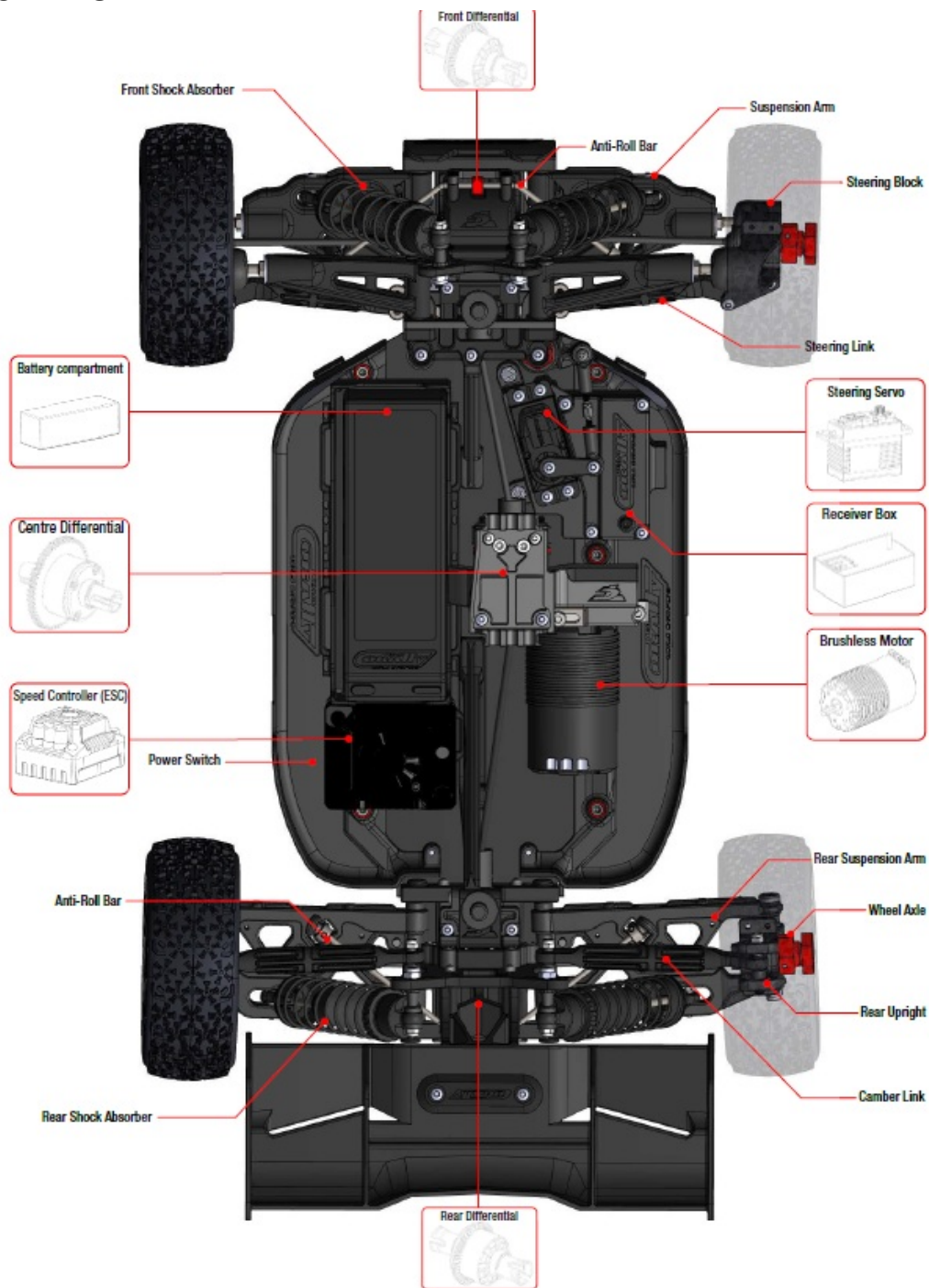
Cross Wrench



Silicone Oil  
(for maintenance)

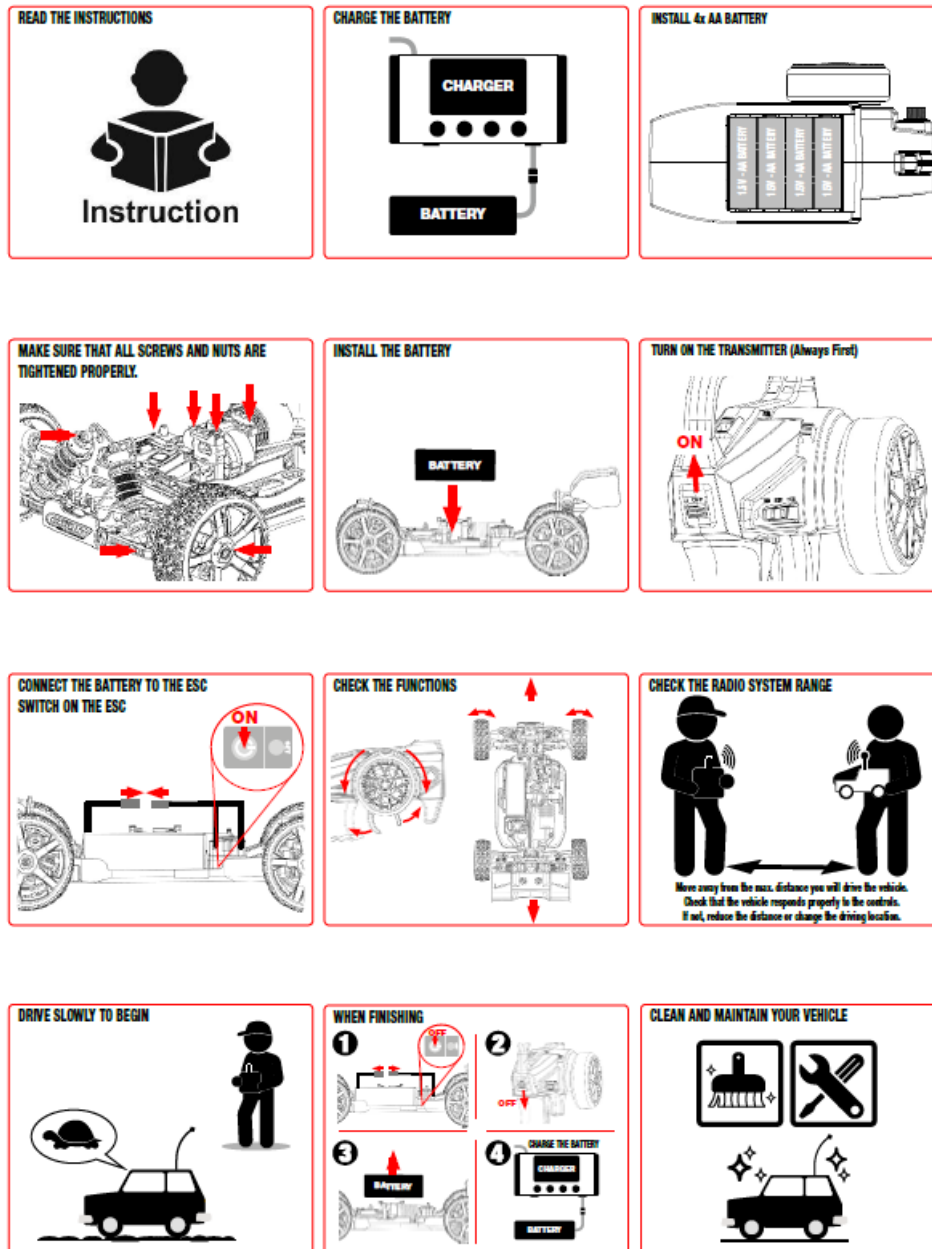


## CAR COMPONENTS





## QUICK START GUIDE



## DECLARATION OF CONFORMITY

### DECLARATION OF CONFORMITY

(in accordance with ISO/IEC 17050-1)

- **Description :** SKETER XP 4S – MONSTER TRUCK 4WD – 1/10 -RTR
- **Item Number:** C-00191

This declaration is issued under the sole responsibility of the manufacturer.

- **Product(s)/Produkt(e)/ Produit(s) :** SKETER XP 4S – MONSTER TRUCK 4WD – 1/10 -RTR

The object of declaration described above is in conformity with the relevant Union harmonization Legislation, specifically the requirements of the specifications listed below, following the provisions of the European RED Directive 2014/53/EU:

- 300 440 V2.1.1:2017
- 301 489-1 V2.1.1:2017
- 62479:2010
- 55032:2015
- 61000-3-2:2014
- 301 489-3 V1.6.1:2013
- 60950-1:2006+A11:2009+A1:2010+A12:2011+A2:2013 EN 55024:2010+A1:2015
- 61000-3-3:2013

Signed for and on behalf of/ Unterzeichnet für und im Namen von/ Signé pour et au nom de : JSP GROUP INTL •  
 Geelseweg, 80 • 2250 Olen • Belgium  
 Place/Ort/Lieu and Date/Datum/Data : Olen, Belgium, 26 Mai 2021










- Name/Nom: Stefan Engelen
- Title/Titel/Titre : Ceo

## **FEDERAL COMMUNICATIONS COMMISSION**

EQUIPMENT AUTHORIZATION is hereby issued to the named GRANTEE JSP GROUP INTL BVBA / CORALLY, and is VALID ONLY for the equipment identified hereon for use under the Commission's Rules and Regulations listed below.


- **FCC IDENTIFIER** : 2ATHVDUMBORC
- **Name of Grantee** : JSP GROUP INTL BVBA / CORALLY
- **Equipment Class** : Part 15 Low Power Communication Device Transmitter
- **Notes** : VARIOPROP S4X
- **FCC Rules** : 15C
- **Frequency Range (MHZ)** : 2410.0 – 2480.0

## DISCOVER THE HIGH QUALITY TEAM CORALLY PRODUCTS

<b>FACTORY PRO TOOL</b>  Factory Pro Tool - Hardened Tip - Alu Grip - Hex	<b>TEAM CORALLY - SHOCK PLIERS</b>  Team Corally - Shock Pliers	<b>PINION CADDY M1.0</b>  Team Corally - Pinion Caddy M1.0 - 9 Pinions - 5mm
<b>TEAM CORALLY - GREASE</b>  Lithium Grease - Blue Grease - Ball Diff Grease - Copper Grease	<b>TEAM CORALLY - SILICONE OILS</b>  Shock Oils 60ml - 150ml - CST or WT - 100 >1000 CPS Diff Oils 60ml - 2000 >2 000 000 CPS	<b>TEAM PIT GEAR</b>  A range of quality equipment for the transport and protection of your equipment.
<b>TEAM CORALLY - PINIONS</b>  Discover our range of Precision CNC-Cut M1.0 Pinions for motors with a 5.0mm motor shaft	<b>SPORT RACING - LIPO</b>  Team Corally - Sport Racing 50C - 4S or 6S - XT-90 - Hard Case	<b>ELECTRONIC</b>  A range of high quality electronic equipment for the best performance.

Discover all these products and more on the website [www.corally.com](http://www.corally.com) This manual is an edition of Corally, a division of JSP GROUP INTL nv, Geelseweg 80, B-2250 Olen, Belgium. This manual is protected by a copyright and nothing from this edition may be reproduced or used without any prior written authorisation. Whilst every effort has been made to ensure the accuracy of the information in this manual, errors creep in and Corally can accept no responsibility for failures, wrong specifications, accuracy of colours, losses or damages caused. Corally denies any responsibility claims or damages caused by use of our products. Corally is not responsible for product / parts / specifications / Colour changes or availability of these products.

## Documents / Resources

	<p><a href="#">corally Python XP 6s 1-8 Buggy EP-RTR Brushless Power</a> [pdf] User Guide          Python XP 6s 1-8 Buggy EP-RTR Brushless Power</p>
---	--

## References

- [Downloads » TEAM CORALLY](#)
- [TEAM CORALLY](#)
- [Downloads » TEAM CORALLY](#)

-  [TEAM CORALLY](#)
-  [Downloads » TEAM CORALLY](#)

Manuals+.