



COOPER Lighting OSW-P-010 Dimmer Sensor Owner's Manual

[Home](#) » [COOPER Lighting](#) » COOPER Lighting OSW-P-010 Dimmer Sensor Owner's Manual 



Greengate

OSW/VSW-P 0-10V

Dimmer Sensor

0-10V dimming with PIR based occupancy sensing



OSW-P-010 / VSW-P-010

Contents

- [1 OSW-P-010 Dimmer Sensor](#)
- [2 Top Product Features](#)
- [3 Dimensional and Mounting Details](#)
- [4 Scale or Mounting Height](#)
- [5 Order Information](#)
- [6 Product Specifications](#)
- [7 Overview](#)
- [8 Wiring Diagrams](#)
- [9 Field of View](#)
- [10 Controls Care & Maintenance](#)
- [11 Documents / Resources](#)
 - [11.1 References](#)
- [12 Related Posts](#)

OSW-P-010 Dimmer Sensor

Typical Applications

Private Offices • Restrooms • Closets • Copy Rooms • Small enclosed spaces

Top Product Features

- Compatible with dimmable 0-10V LED and FLR ballasts
- Neutral wire required for installation
- Adjustable low-level and high-level trim settings
- LED indicator to provide motion and configuration feedback
- Build-in surge protection for longer life
- Push button and rotary dials for easy configuration settings

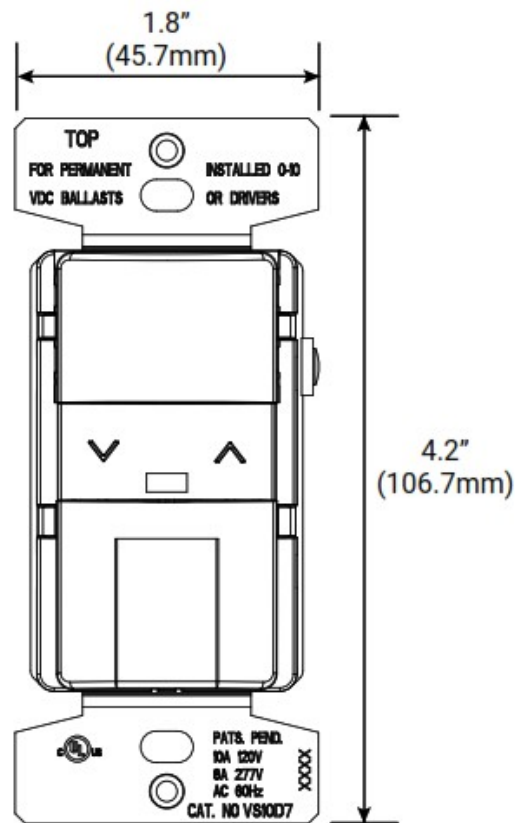
Product Certification



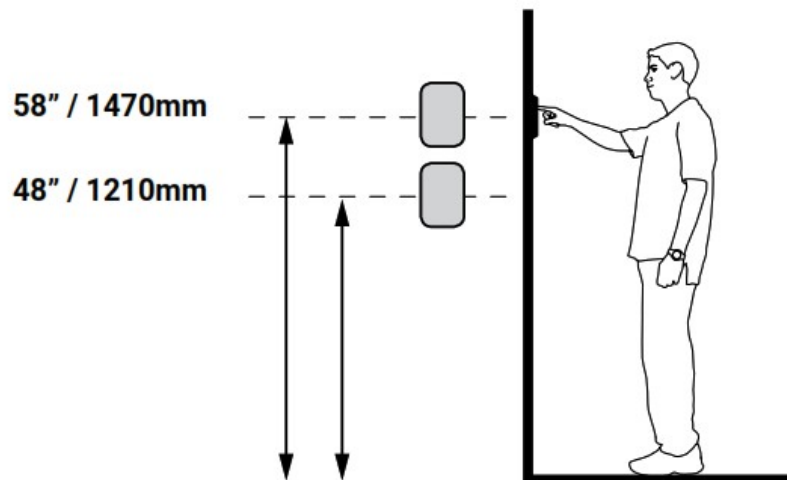
Product Features




Dimensional and Mounting Details



Scale or Mounting Height



 additional product diagrams

Order Information

SAMPLE ORDER NUMBER: OSW-P-010-W

One single gang wallplate included

Catalog Number

Catalog Number	Description	Compatible Lamp Types	Rating Watt	Rating V/AC	Color
OSW-P-010-* (*-W, V, LA, G, B)	Occupancy sensor and dimmer with LED Single pole/3-Way preset	0-10VDC LED/FLR	1200 2200	120 277	W=White, V=Ivory, LV=Light Almond, G=Gray, B=Black
VSW-P-010-* (*-W, V, LA, G,)	Vacancy sensor and dimmer with LED Single pole/3-Way preset	0-10VDC LED/FLR	1200 2200	120 277	W=White, V=Ivory, LV=Light Almond, G=Gray, B=Black

Note

Not all colors are available in stock and some color options may have extended lead times.

Product Specifications

Key Features

- Provides 180 degree field of view and 1000 sq. ft. of major motion coverage
- Selectable time delay of 15 seconds (Test mode, changes to 2 minutes after 2 minutes of powering up), 5 minutes (factory default), 15 minutes and 20 minutes
- Full-range preset dimming control provided with horizontal dim/bright bar
- Single green LED indicates motion
- Push pad design provides minimal travel and crisp actuation
- Uniform color matches PIR lens to device housing
- Digital circuitry provides aesthetically pleasing soft ON/fade OFF
- Occupancy Sensor version allows to toggle between Auto ON/
- Auto OFF or Manual ON/Auto OFF mode
- Occupancy Sensor version provides a selectable ambient light override preventing lights from switching ON when there is acceptable natural light
- No leakage to load in OFF mode
- Easily configurable to suit specific applications

Technology

- 0-10V Sensor Dimmer
- Single pole and 3-Way

Mechanical

Mounting Plate/Strap Dimensions: 4.2" H x 1.8" W (106.7mm x 45.7mm)

Environment:

- Operating temperature: 32°F to 104°F (0°C to 40°C)

- Relative humidity operating: 20% to 90% non-condensing
- For indoor use only

Housing: Durable, polycarbonate decorator housing with gloss finish

Mounting: Fits in a standard 3.5" deep back box

Electrical

- Neutral is required for installation of device

Wiring type:

- Single pole and 3-way
- 6" pre-stripped wire leads,
- #16 AWG

Electrical ratings: 8A 120/277VAC @ 60Hz (LED)

Light Intensity Control: Full-range, continuously variable dimming

Surge Protection: Meets ANSI/IEEE Std. C62.41, tested to withstand voltage surges up to 6000V and current surges of up to 3000A

Radio Frequency Interference: Designed to reduce interference with radio, audio and video equipment

Power-failure Memory: Light returns to ON at 50% or lower

Voltage Ratings: Permanently marked on device

Flammability: Meets UL 94 requirements; V2 rated

Hardware Specifications

Status Indicators: LED Indicators to indicate motion

Standards/Ratings

- cULus Listed to UL244A & UL1472, file no. E325082
- NOM certified
- Meets ASHRAE Standard 90.1 requirements
- California Title 20 Compliant

Warning

- This product is not intended to be used in applications involving the use of ammonia-based or VOC cleaners.
- Use of ammonia-based or VOC cleaners on this device must be avoided.
Prolonged use may cause loss of integrity and expose electrified components.
If this occurs, turn OFF power to the unit and replace.
- For detailed cleaning guidelines please refer to: Controls Care and Maintenance instructions at the end of this document.

Warranty

Five year warranty standard

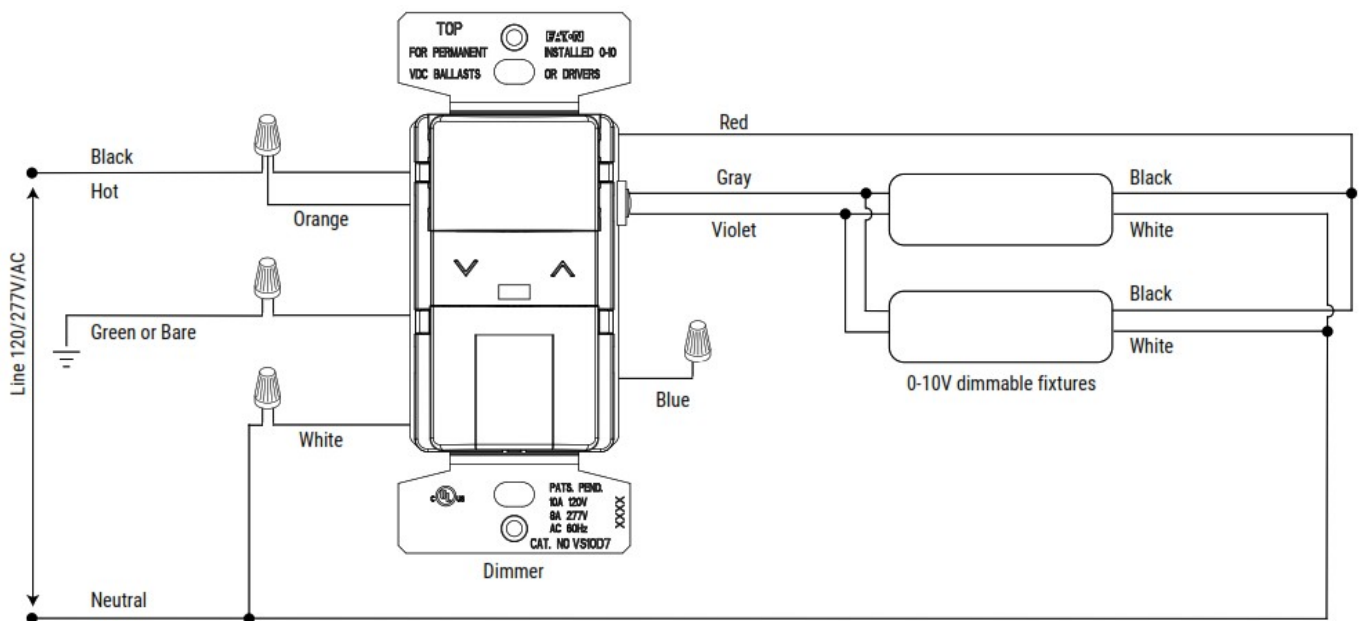
Overview

Cooper Lighting Solutions' 0-10V dimmer sensor is a 3 in 1 solution that combines functionality of a switchpack, a sensor and a 0-10V dimmer into one wallbox device, to help customers save labor costs as well as meet the latest energy codes and standards. Cooper Lighting Solutions' 0-10V dimmer sensor solution offers a convenient and cost effective way for users to satisfy commercial energy codes like ASHRAE 90.1 and California Title 20 that require designs that enable energy savings for Commercial facilities.

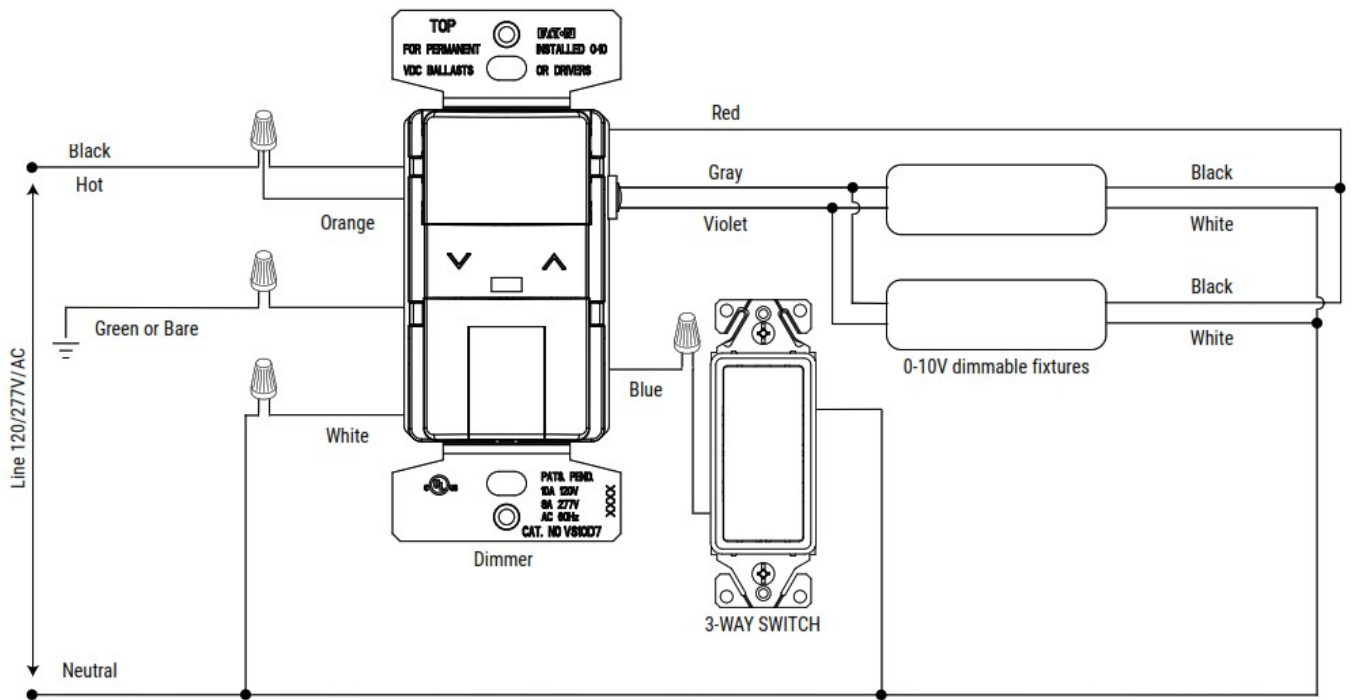
Some of the requirements that can be met by a solution incorporating this device include Area Control, Automatic Lighting Shutoff, Manual ON or Partial ON (ASHRAE 90.1 only), Multi-level Lighting Control and Occupancy Sensor Control. This product can be used in Single-pole (one location) as well as 3-Way (multi-location) applications and is compatible with Cooper Lighting Solutions' decorator style devices and wallplates. This device also allows isolation of its relay for occupancy based control of external power packs.

Wiring Diagrams

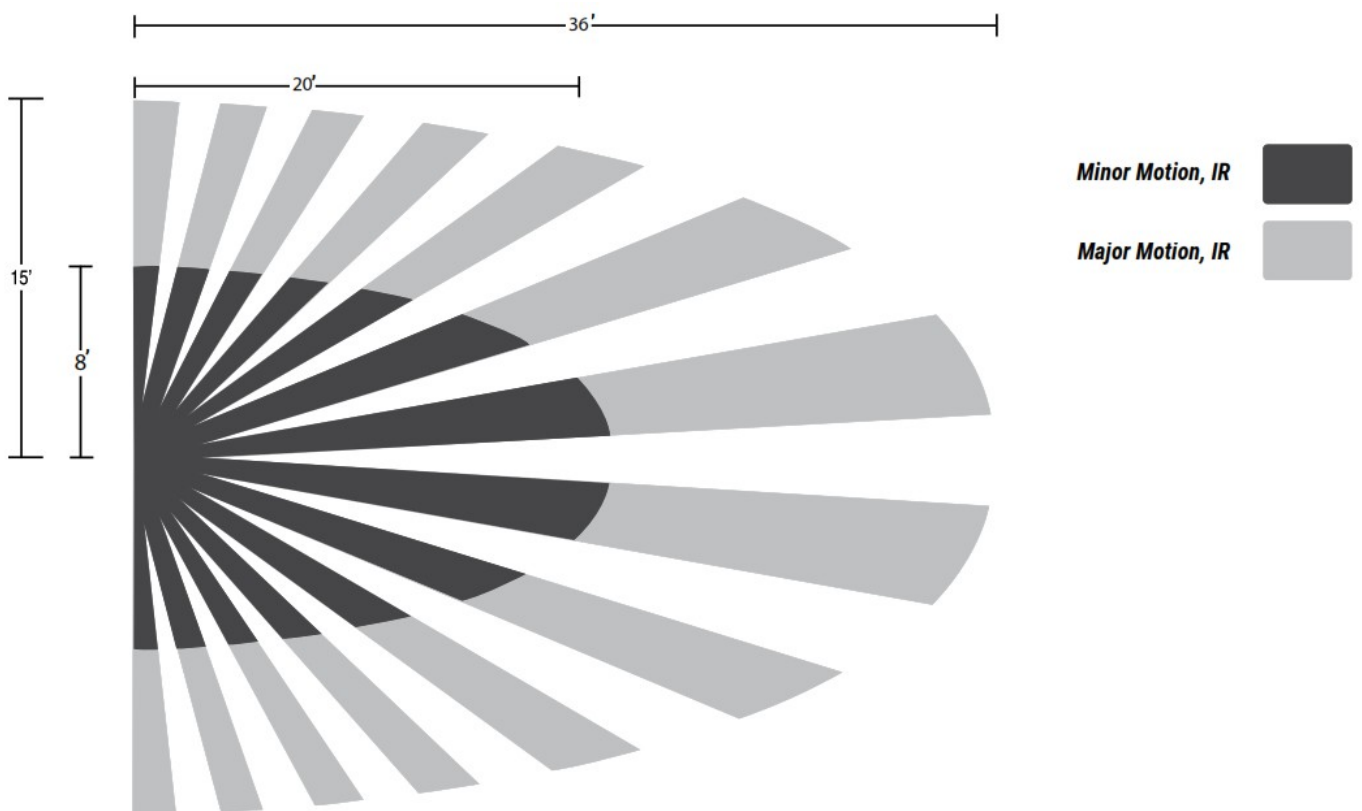
Single-Pole Wiring Diagram FLR, LED



3-Way Wiring Diagram FLR, LED



Field of View



Maximum coverage area may vary somewhat according to room shape and the presence of obstacles.



Control Systems

- Greengate

Controls Care & Maintenance

Cooper Lighting Solutions




Cooper Lighting Solutions has developed recommended guidelines for cleaning our products that will not impact the operation or finish of the product.

Recommended cleaning tips:

- Never spray any fluids directly into the device.
- Use of ammonia-based or VOC cleaners on this device must be avoided. Prolonged use may cause loss of integrity and expose electrified components. If this occurs, turn OFF power to the unit and replace.
- Use a damp rag or single-use wipe to avoid excess liquid penetrating the device.
- Be sure to wipe up remaining excess liquid after cleaning.
- Ensure the cleaning agent used does not have harsh chemicals such as bleach, ammonia, highly alkaline or concentrated acids (such as hydrochloric acid that can be found in household cleaners such as toilet bowl cleaners, bathroom tile and porcelain cleaners) as they could damage the device, causing them to become brittle and discolored.
- Cooper Lighting Solutions recommends the use of a mild liquid detergent and water to clean the devices. Single use wipes (e.g. Lysol brand or equivalent) are acceptable to use for cleaning the devices, however the single-use wipes cannot contain bleach, ammonia, highly alkaline or concentrated acids.

image for reference only



! WARNING

This product is not intended for use in applications involving the use of ammonia-based or VOC cleaners. Prolonged use may cause loss of integrity and expose electrified components. If this occurs, turn OFF power to the unit and replace.


Recommended cleaning instructions:

- Never spray any fluids directly into the device.
- Apply the mild liquid detergent to a damp cloth or paper towel. Single use wipes (e.g. Lysol brand or equivalent) are acceptable to use for cleaning the devices, however single-use wipes cannot contain bleach, ammonia, highly alkaline or concentrated acids.
- If excess liquid is present, remove by wringing out the cloth or paper towel to avoid liquid penetration into the device.
- Clean the Cooper Lighting Solutions device by wiping over the surface with the damp cloth.
- Remove an excess liquid remaining on the device with a dry cloth or paper towel.



Cooper Lighting Solutions 1121 Highway 74 South Peachtree City, GA 30269 P: 770-486-4800 www.cooperlighting.com For service or technical assistance : 1- 800-553-3879	Canada Sales 5925 McLaughlin Road Mississauga, Ontario L5R 1B8 P: 905-501-3000 F: 905-501-3172	© 2024 Cooper Lighting Solutions All Rights Reserved. Product availability, specifications, and compliances are subject to change without notice.
--	--	---

Documents / Resources

	<p>COOPER Lighting OSW-P-010 Dimmer Sensor [pdf] Owner's Manual OSW-P-010, VSW-P-010, OSW-P-010 Dimmer Sensor, OSW-P-010, Dimmer Sensor, Sensor</p>
---	---

References

- [User Manual](#)

Manuals+, Privacy Policy

This website is an independent publication and is neither affiliated with nor endorsed by any of the trademark owners. The "Bluetooth®" word mark and logos are registered trademarks owned by Bluetooth SIG, Inc. The "Wi-Fi®" word mark and logos are registered trademarks owned by the Wi-Fi Alliance. Any use of these marks on this website does not imply any affiliation with or endorsement.