



CoolKiller CK75 Triple Mode Transparent Mechanical Keyboard User Manual

[Home](#) » [CoolKiller](#) » CoolKiller CK75 Triple Mode Transparent Mechanical Keyboard User Manual

Contents [[hide](#)]

- [1 CoolKiller CK75 Triple Mode Transparent Mechanical Keyboard](#)
- [2 FN Key combination Function list](#)
- [3 Keyboard connection](#)
- [4 Keyboard lighting settings](#)
- [5 Documents / Resources](#)
- [6 Related Posts](#)

CoolKiller

CoolKiller CK75 Triple Mode Transparent Mechanical Keyboard



FN Key combination Function list

WIN:

- FN+ESC Reset
- FN+FI Multimedia
- FN+F2 Volume
- FN+F3 Volume
- FN+F4 Volume mute
- FN+FS Last song
- FN+F6 Next song
- FN+E7 Pause playback
- FN+F8 CD Stop
- FN+F9 Email
- FN+EI0 IE
- FN+FII My Computer
- FN+FI2 Calculator

MAC:

- FN+ESC Reset
- FN+FI FI
- FN+F2 F2
- FN+F3 F3
- FN+F4 F4
- FN+FS F4
- FN+F6 F6
- FN+E7 F7
- FN+FB FB
- FN+F9 F9
- FN+EIO F10
- FN+FII F11
- FN+FI2 FI2

WIN/MAC:

- FN+I Bluetooth 1
- FN+2 Bluetooth 2
- FN+3 Bluetooth 3
- FN+4 2.4G mode
- FN+5 Wired mode
- FN+ENTER Switch backlight
- FN+, Light mode switch
- FN+< Monochrome light switch
- FN+ Backlight brightness
- FN+ Backlight brightness
- FN+ Backlight speed reduction
- FN+→ Backlight speed plus

- FN+Y Partsc
- FN+U Scrk
- EN+H Pause
- FN+J Ins
- FN+N Home
- FN+M End

Keyboard connection


Bluetooth mode:

Press and hold the FN+ 1 /2/3 key combination for 35 to make the keyboard enter pairing mode, the 1 /2/3 indicator flashes quickly, and the 1 /2/3 indicator stays on for 35 after connecting to the device, if not connected device, lights off, the keyboard goes to sleep.



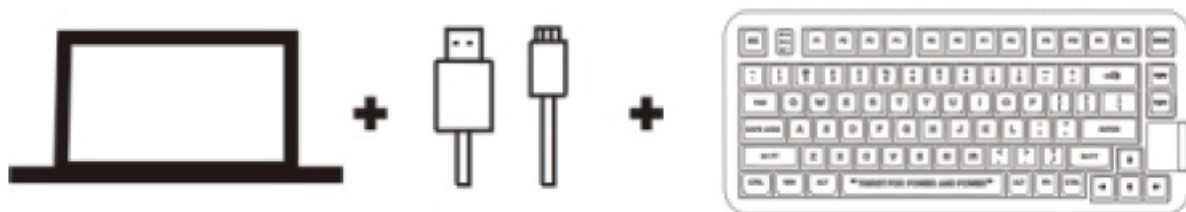
2.4G Mode:

Press and hold the FN+4 key combination for 35 to make the keyboard enter 2.4G mode, the indicator light flashes quickly, insert the 2.4G dongle, exit the pairing after successful pairing, and exit the pairing mode after 30s if the paired device is not found, the indicator light is off, the keyboard goes to sleep.



Wired mode:



Press and hold the FN+5 key combination for 35 to make the keyboard enter wired mode.



Keyboard lighting settings

- **FN+:** Keyboard lighting mode change.
- **FN+<:** Monochrome light switch
- **FN+Enter:** Switch backlight
- **FN+:** Backlight brightness
- **FN+:** Backlight brightness
- **FN+:** Backlight speed reduction
- **FN+→:** Backlight speed plus

Documents / Resources

	CoolKiller CK75 Triple Mode Transparent Mechanical Keyboard [pdf] User Manual CK75 Triple Mode Transparent Mechanical Keyboard, CK75, Triple Mode Transparent Mechanical Keyboard, Transparent Mechanical Keyboard, Mechanical Keyboard, Keyboard
	CoolKiller CK75 Triple Mode Transparent Mechanical Keyboard [pdf] User Manual CK75 Triple Mode Transparent Mechanical Keyboard, CK75, Triple Mode Transparent Mechanical Keyboard, Mechanical Keyboard, Keyboard