



COOLER MASTER Box Lite 3.1 TG Computer Case Instruction Manual

[Home](#) » [COOLER MASTER](#) » COOLER MASTER Box Lite 3.1 TG Computer Case Instruction Manual 

Contents

- [1 COOLER MASTER Box Lite 3.1 TG Computer Case](#)
- [2 Product Information](#)
- [3 Product Usage Instructions](#)
- [4 Installation Instructions](#)
- [5 Documents / Resources](#)
- [6 Related Posts](#)



COOLER MASTER Box Lite 3.1 TG Computer Case



Product Information

The product is manufactured by Cooler Master Technology Inc., a leading company in the computer hardware industry. The company has offices and support centers in various regions:

- **Asia Pacific – Cooler Master Technology Inc.**
 - **Address:** 8F., No. 788-1, Zhongzheng Rd., Zhonghe Dist., New Taipei
 - City 23586, Taiwan (R.O.C.)
 - **Tel:** +886-2-2225-3517
- **China – Cooler Master China**
 - **Address:** Room 2062, Floor 6, No. 421, Weiqing Rd., Jinshan
 - District, Shanghai City, China
 - **Tel:** +86-21-51872177
- **Europe – Cooler Master Europe B.V.**
 - **Address:** Lodewijkstraat 1b, 5652AC Eindhoven, The Netherlands
 - **Tel:** +31-(0)40-702-0900
- **North America – Cooler Master NA**
 - **Address:** 4820 Schaefer Ave. Chino CA, 91710, USA
 - **Tel:** +1-888-624-5099
- **South America**
 - **Email:** Soporte_Latam@coolermaster.com.tw

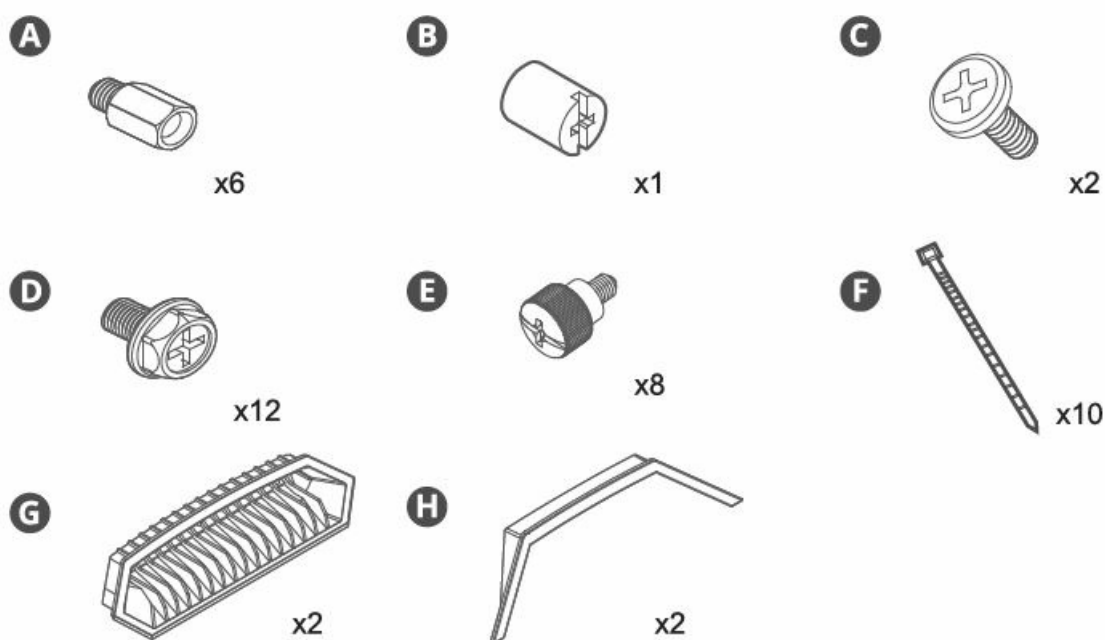
Product Usage Instructions

To use the product effectively and safely, please follow these instructions:

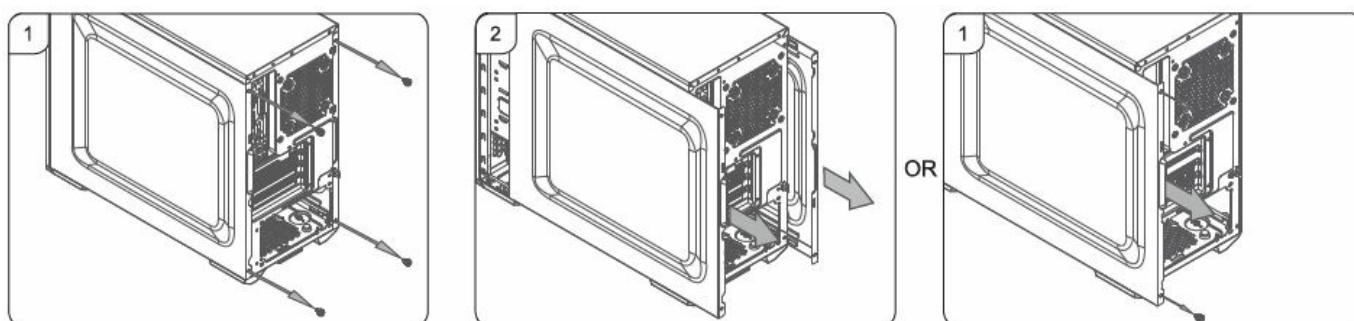
1. Read the user manual provided with the product thoroughly before using it.
2. Ensure that the product is compatible with your device or system.

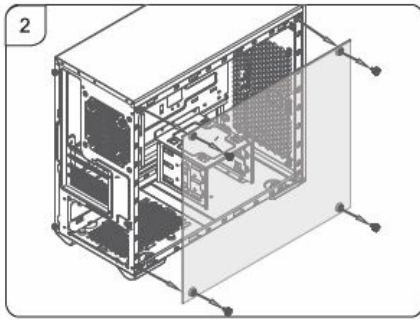
3. Before connecting or installing the product, make sure your device or system is powered off.
4. Follow the step-by-step instructions provided in the user manual for proper installation.
5. If any accessories or additional components are required for installation, ensure you have them before proceeding.
6. Use the product in accordance with the specified operating conditions and environmental requirements.
7. Keep the product away from water, excessive heat, and direct sunlight to prevent damage.
8. Regularly clean and maintain the product as per the instructions to ensure optimal performance.
9. In case of any issues or concerns, refer to the troubleshooting section in the user manual or contact Cooler Master support for assistance.

Package Content

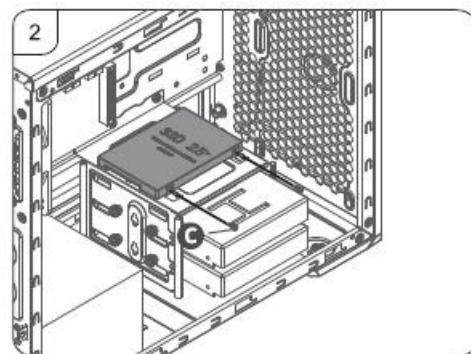
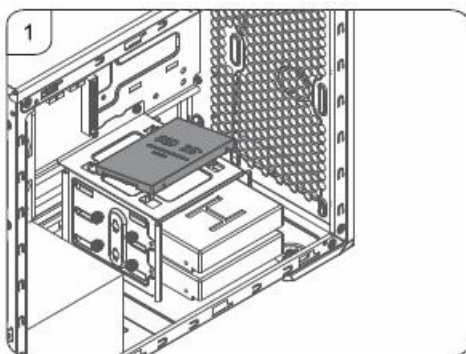
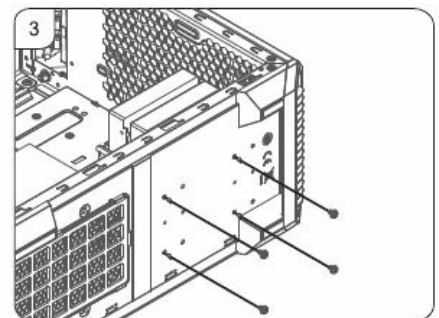
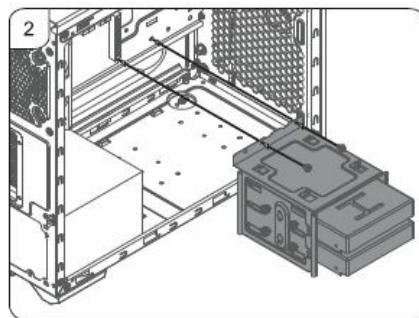
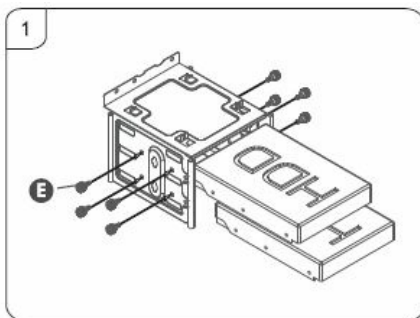
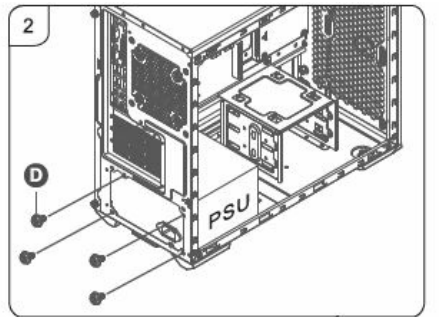
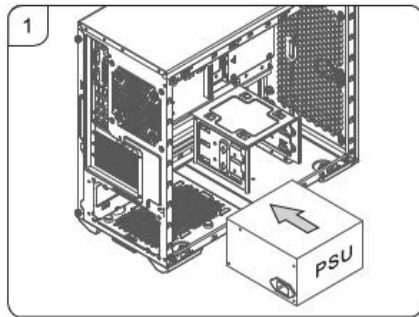
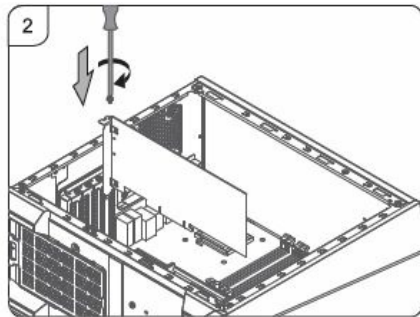
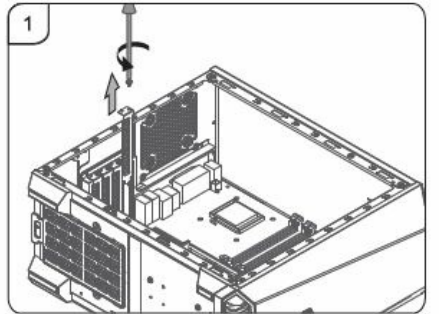
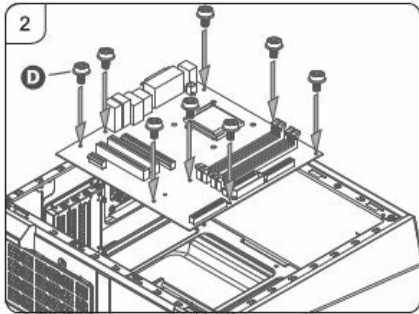
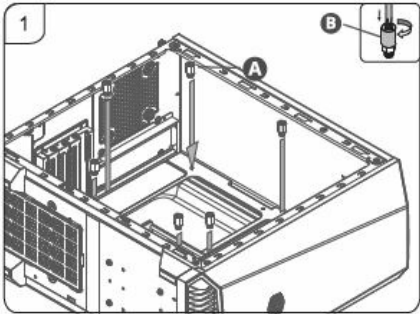
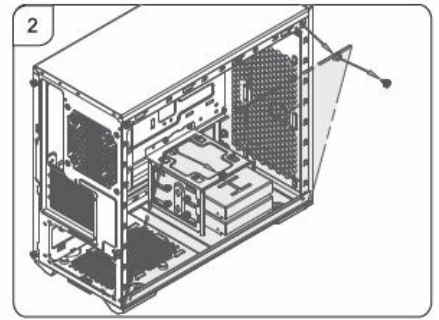
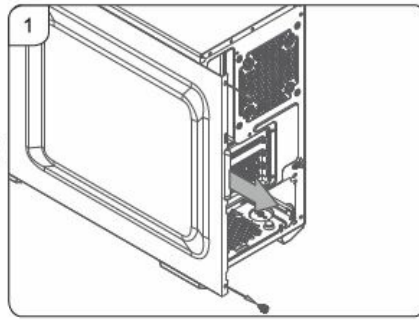


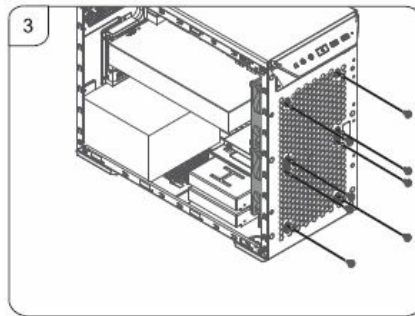
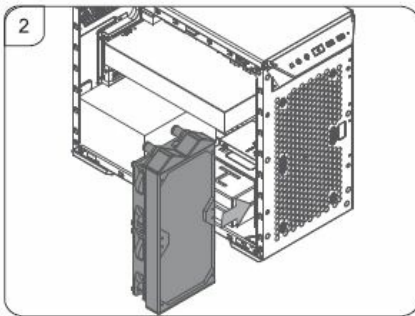
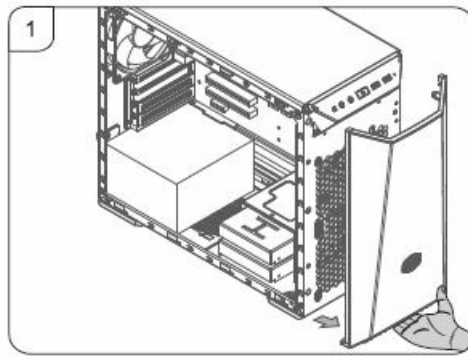
Installation Instructions



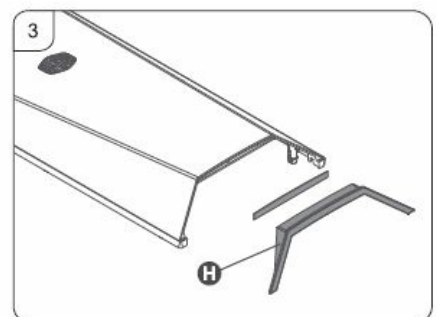
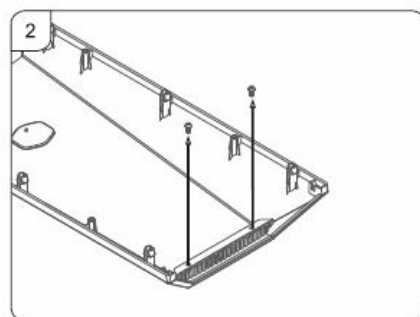
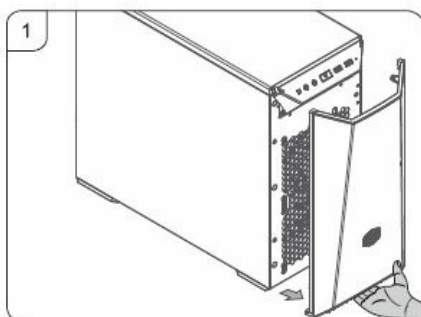
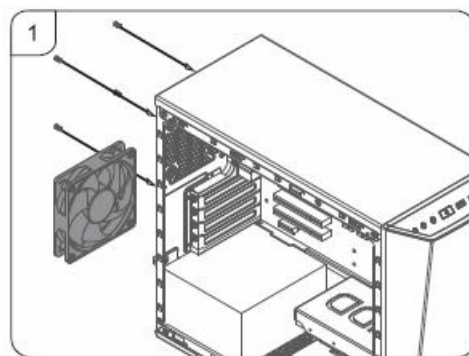
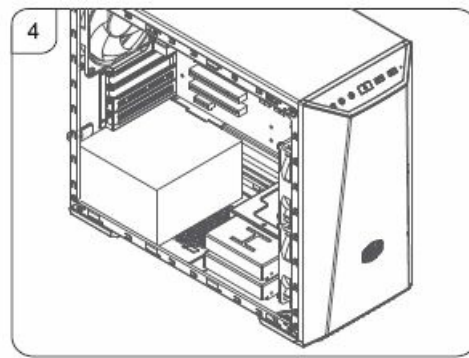
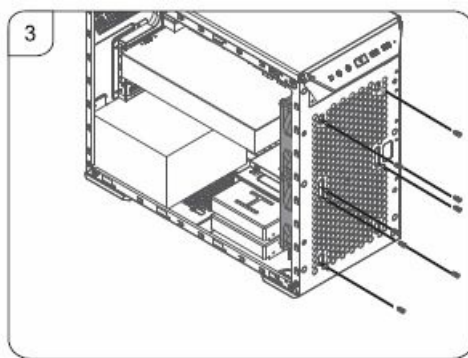
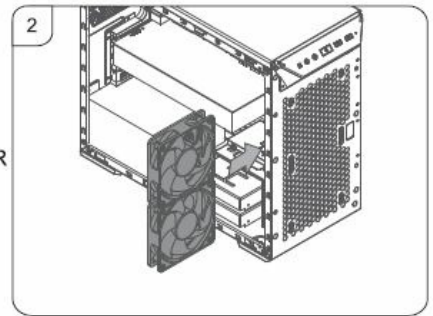


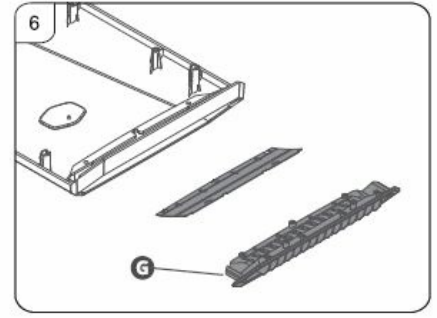
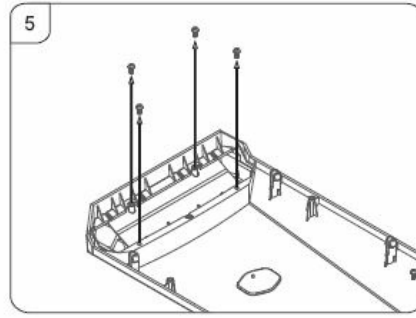
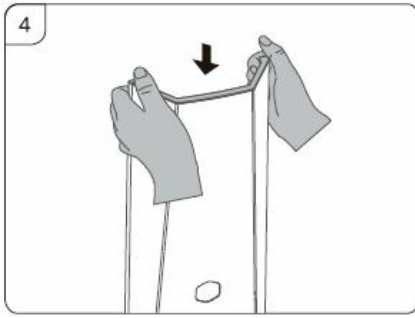
OR





OR





- **China – Cooler Master China**

- **Address:** Room 2062, Floor 6, No. 421, Weiqing Rd., Jinshan District, Shanghai City, China
- **Tel:** +86-21-51872177

- **Europe – Cooler Master Europe B.V.**

- **Address:** Lodewijkstraat 1b, 5652AC Eindhoven, The Netherlands
- **Tel:** +31-(0)40-702-0900

- **North America – Cooler Master NA**

- **Address:** 4820 Schaefer Ave. Chino CA, 91710, USA
- **Tel:** +1-888-624-5099

Documents / Resources

	<p>COOLER MASTER Box Lite 3.1 TG Computer Case [pdf] Instruction Manual TG Computer Case, Box Lite 3.1 TG Computer Case, Computer Case, Case, Box Lite 3.1</p>
--	--