

**CooKiller**  
CooKiller CK75  
Triple Mode  
Transparent  
Mechanical  
Keyboard



# CooKiller CK75 Triple Mode Transparent Mechanical Keyboard User Manual

[Home](#) » [CooKiller](#) » CooKiller CK75 Triple Mode Transparent Mechanical Keyboard User Manual 

## Contents

- [1 CooKiller CK75 Triple Mode Transparent Mechanical Keyboard](#)
- [2 Keyboard lighting settings](#)
- [3 FN Key combination Function list](#)
- [4 Keyboard connection](#)
- [5 Documents / Resources](#)
  - [5.1 References](#)
- [6 Related Posts](#)

**CooKiller**







**CooKiller CK75 Triple Mode Transparent Mechanical Keyboard**



## Keyboard lighting settings



- FN+. : Keyboard lighting mode change.
- FN+< : Monochrome light switch
- FN+Enter: Switch backlight

- FN+  : Backlight brightness 
- FN+  : Backlight brightness 
- FN+  Backlight speed reduction
- FN+  Backlight speed plus

## FN Key combination Function list

**WIN:**


FN+ESC	Reset	FN+E7	Pause playback
FN+F1	Multimedia	FN+F8	CD Stop
FN+F2	Volume ↓	FN+F9	Email
FN+F3	Volume ↑	FN+E10	IE
FN+F4	Volume mute	FN+F11	My Computer
FN+F5	Last song	FN+F12	Calculator
FN+F6	Next song		

**MAC:**

FN+ESC	Reset	FN+E7	F7
FN+F1	F1	FN+F8	F8
FN+F2	F2	FN+F9	F9
FN+F3	F3	FN+E10	F10
FN+F4	F4	FN+F11	F11
FN+F5	F4	FN+F12	F12
FN+F6	F6		

**WIN/MAC:****WIN/MAC:**

FN+1	Bluetooth 1
FN+2	Bluetooth 2
FN+3	Bluetooth 3
FN+4	2.4G mode
FN+5	Wiredmode
FN+ENTER	Switch backlight
FN+,	Light mode switch
FN+<	Monochrome light switch
FN+↑	Backlight brightness ↑
FN+↓	Backlight brightness ↓
FN+←	Backlight speed reduction
FN+→	Backlight speed plus
FN+Y	Partsc
FN+U	Scrlk
FN+H	Pause
FN+J	Ins
FN+N	Home
FN+M	End

**Keyboard connection**

- Bluetooth mode: Press and hold the FN+I / 2/3 key combination for 3S to make the keyboard enter pairing

mode, the 1 / 2 / 3 indicator flashes quickly, and the 1 / 2 / 3 indicator stays on for 3S after connecting to the device, if not connected device, lights off, keyboard goes to sleep.

- 




2.4G Mode: Press and hold the FN+4 key combination for 3S to make the keyboard enter 2.4G mode, the indicator light flashes quickly, insert the 2.4G dongle, exit the pairing after successful pairing, and exit the pairing mode after 30s if the paired device is not found, the indicator light is off, the keyboard go to sleep.



- Wired mode: Press and hold the FN+5 key combination for 3S to make the keyboard enter wired mode.



## Documents / Resources

	<a href="#">Cooler Master CK75 Triple Mode Transparent Mechanical Keyboard</a> [pdf] User Manual CK75 Triple Mode Transparent Mechanical Keyboard, CK75, Triple Mode Transparent Mechanical Keyboard, Transparent Mechanical Keyboard, Mechanical Keyboard
---	---

## References

- [Your Ultimate Resource for Millions of User Manuals](#)
- [User Manual](#)

[Manuals+](#), [Privacy Policy](#)

This website is an independent publication and is neither affiliated with nor endorsed by any of the trademark owners. The "Bluetooth®" word mark and logos are registered trademarks owned by Bluetooth SIG, Inc. The "Wi-Fi®" word mark and logos are registered trademarks owned by the Wi-Fi Alliance. Any use of these marks on this website does not imply any affiliation with or endorsement.