



Controllers GR03 Bluetooth Receiver User Manual

[Home](#) » [Controllers](#) » Controllers GR03 Bluetooth Receiver User Manual 

Contents

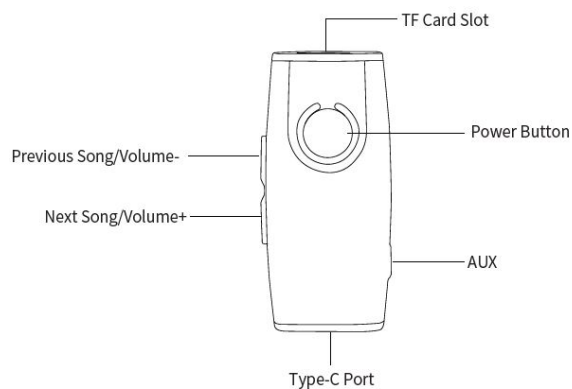
- [1 Controllers GR03 Bluetooth Receiver](#)
- [2 Product Diagram](#)
- [3 Specifications](#)
- [4 FCC STATEMENT](#)
- [5 Documents / Resources](#)
- [6 Related Posts](#)

Controllers



Controllers GR03 Bluetooth Receiver



Product Diagram



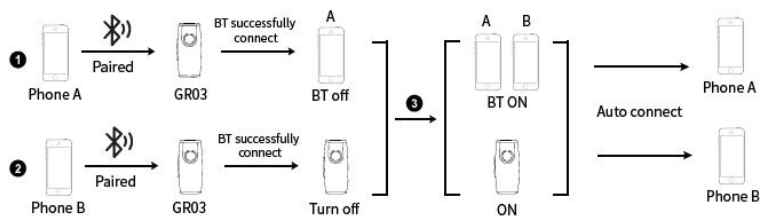
Power on/off

| | | |
|-----------|------------|---|
| Power on | Long press |  |
| Power off | Long press |  |

Pairing

Power on the device, turn on your mobile phone BT and search for the pairing name “GR03” to paired them. After the connection is successfully, there is a prompt tone, and the atmosphere light keeps on.

Connect to two mobile phones






Play Music

After BT connection, Please insert one end of the audio cable or pin into the audio port of the BT receiver, and connect the other end to the output device to listen to songs or talk with the receiver.

| | |
|---------------------------------|---|
| Play/Pause | Short press  |
| Previous song | Short press  |
| Next song | Short press  |
| Volume – | Long press  |
| Volume + | Long press  |
| Switch TF card/ BT audio source | Click  three times to switch to Bluetooth audio mode, need to short press  to play. |

Make Phone Call

| | |
|-------------------------------|--|
| Answer/Hang up the call | Click  |
| Reject phone call | Long press  |
| Redial the last phone call no | Double click  |

This device with colorful atmosphere light. There are different lighting effects in different states such as music playing and charging.

The atmosphere light status

| | |
|--------------------------------|--|
| Waiting for pairing | Atmosphere light flashes from left to right |
| Bluetooth connect successfully | Colorful light keeps on |
| Playing music | Atmomspohdeereflalisghhetsinslborwelaything |
| Pause music | Atmosphere light keeps on |
| Power off | Atmosphere light flashes then turns off |
| Power on | Atmosphere light flashes once then flashing from left to right |

Specifications

- BT Version: 5.3

- Frequency Range: 2.4GHz
- Output Power Category: Class2
- Bluetooth Mode: HFP/HSPIA2DPIAVRCP
- Bluetooth Range: up to 10m
- Battery: 250mAh
- Working Current: 15~30mA
- Charge Voltage: DC 5.0V
- Charge Current: 140mA

FCC STATEMENT

This device complies with Part 15 of the FCC Rules. Operation is subject to the following two conditions: (1) this device may not cause harmful interference, and (2) this device must accept any interference received, including interference that may cause undesired operation

NOTE: This equipment has been tested and found to comply with the limits for a Class B digital device, pursuant to Part 15 of the FCC Rules. These limits are designed to provide reasonable protection against harmful interference in a residential installation. This equipment generates, uses and can radiate radio frequency energy and, if not installed and used in accordance with the instructions, may cause harmful interference to radio communications. However, there is no guarantee that interference will not occur in a particular installation. If this equipment does cause harmful interference to radio or television reception, which can be determined by turning the equipment off and on, the user is encouraged to try to correct the interference by one or more of the following measures:

- Reorient or relocate the receiving antenna.
- Increase the separation between the equipment and receiver.
- Connect the equipment into an outlet on a circuit different from that to which the receiver is connected.
- Consult the dealer or an experienced radio/TV technician for help.

Warning: changes or modifications not expressly approved by the party responsible for compliance could void the user's authority to operate the equipment

The devices has been evaluated to meet general RF exposure requirement the device can be used in portable exposure condition without restriction

Documents / Resources

| | |
|---|--|
|  | <p>Controllers GR03 Bluetooth Receiver [pdf] User Manual GR03, 2AIFL-GR03, 2AIFLGR03, GR03 Bluetooth Receiver, Bluetooth Receiver, GR03 Receiver, Receiver</p> |
|---|--|