



CONTRIK CPPSF3RD-TT Power Strip X Multiple Socket Strip Instruction Manual


[Home](#) » [CONTRIK](#) » CONTRIK CPPSF3RD-TT Power Strip X Multiple Socket Strip Instruction Manual 

Contents

- 1 CONTRIK CPPSF3RD-TT Power Strip X Multiple Socket Strip
- 2 Product Information
- 3 Product Usage Instructions
- 4 General
- 5 Check delivery
- 6 Safety instructions
- 7 Requirements for fitter and operator
- 8 Product description Unit design and variants
- 9 Commissioning
- 10 Operation
- 11 Maintenance, inspection and Cleaning
- 12 Disposal
- 13 Technical data
- 14 Label
- 15 Documents / Resources
 - 15.1 References

CONTRIK®

CONTRIK CPPSF3RD-TT Power Strip X Multiple Socket Strip



Product Information

The Power Strip XO is a power distributor from CONTRIK, designed for professional use. It is used to distribute electric current to multiple connected consumers. The Power Strip XO comes in different variants, including CPPSF3RD-TT, CPPSF6RD-TT, CPPSE3RD-TT, and CPPSE6RD-TT, each with a unique article code.

The product is known for its unmatched reliability and safety features. It complies with national and legal regulations and provisions related to accident prevention, occupational health and safety, and environmental regulations.

Product Usage Instructions

Before using the Power Strip XO, please read and follow the instructions carefully to ensure safe and proper operation:

Check Delivery

Refer to the instruction manual provided (BDA 682) for details on checking the delivered product. Make sure all components are present and in good condition.

Safety Instructions

Read the operating instructions thoroughly and pay special attention to the safety instructions. Failure to follow these instructions may result in personal injury or property damage, voiding the warranty/guarantee. The symbol "Read the operating instructions" indicates important information.

Product Description

The Power Strip XO has a unit design with different variants. The operator should familiarize themselves with the specific variant being used, which may include design variations (A, B, C).

Requirements for Fitter and Operator

Only qualified electricians should carry out the activities described in this chapter. The operator is responsible for the proper use and safe operation of the power strip. Ensure that the manifold is operated according to the requirements mentioned in the manual.

Commissioning

Commissioning of the Power Strip XO should only be done by a qualified electrician. Ensure that the device is connected to a supply line with an adequate cable cross-section and backup fuse to avoid fire risks or device damage. Check the connection of the sockets and switch on the protective devices as instructed.

Operation

The Power Strip XO is intended for professional use and should not be used in households. Follow the operating instructions provided. Any other use or use under different operating conditions is considered improper and may result in personal injury or property damage.

For further information or specific details, refer to the complete instruction manual (BDA 682) accompanying the product.

General

Product group:

CPPSF3RD-TT | article code 1027449 CPPSF6RD-TT | article code 1027450 CPPSE3RD-TT | article code 1027604 CPPSE6RD-TT | article code 1027605

The information in this manual applies exclusively to the devices described in this manual and all variants of the CONTRIK CPPS series. Depending on the design of the devices and due to different components, there may be optical deviations with the illustrations in the manual. In addition, the devices may differ from each other functionally or in their operation.

In addition to these operating instructions, other instructions (e.g. device components) may be included in the scope of delivery, which must be observed in full. In addition, improper use may cause hazards such as short circuits, fire, electric shocks, etc. Only pass the product on to third parties in its original packaging or with this operating manual. For the safe use of the product, the national, legal regulations and provisions (e.g. accident prevention and occupational health and safety regulations as well as environmental regulations) of the respective country must also be observed. All company names and product designations contained herein are trademarks of their respective owners. All rights reserved. For safety and approval reasons (CE), you may not modify and/or change the product. The product is not intended for use in the medical field. The product is not intended for use in explosive or flammable environments. This is mobile equipment and therefore the instructions from DGUV regulation 3 must be followed. 2.

Please pay attention to the national regulations: For Germany, it is a mobile equipment and therefore the instructions of the DGUV regulation 3 have to be followed.

Check delivery

Power distributor

Safety instructions

- Read the operating instructions carefully and observe the safety instructions in particular.
- If you do not follow the safety instructions and the information on proper handling in this operating manual, we will not accept any liability for any resulting personal injury/property damage.
- In addition, the warranty/guarantee will be voided in such cases.
- This symbol means: Read the operating instructions.
- The product is not a toy. Keep it away from children and pets.
- To avoid clamping injuries and burns at high ambient temperatures, it is recommended to wear safety gloves.
- It voids the warranty, in case of manual modifications of the device.
- Protect the product from extreme temperatures, direct sunlight, strong vibrations, high humidity, water jets from any angle, falling objects, flammable gases, vapors and solvents.
- Do not subject the product to very high mechanical stress.
- If safe operation is no longer possible, take the product out of operation and protect it from unintended use.

Safe operation is no longer guaranteed if the product:

- shows visible damage,
- no longer functions properly,
- has been stored under unfavorable ambient conditions for an extended period of time or has been subjected to considerable transport stresses.
- Handle the product with care. The product may be damaged by shocks, impacts or dropping.
- Also observe the safety instructions and operating instructions of the other devices that are connected to the

product.

- There are parts inside the product that are under high electrical voltage. Never remove covers. There are no user-serviceable parts inside the unit.
 - Never plug in or unplug power plugs with wet hands.
 - When supplying power to the device, make sure that the cable cross-section of the connecting cable is sufficiently dimensioned according to local norm.
 - Never connect the product to the power supply immediately after it has been moved from a cold room to a warm room (e.g. during transport). The resulting condensation water can possibly destroy the device or lead to an electric shock! Allow the product to come to room temperature first.
 - Wait until the condensation water has evaporated, this may take several hours. Only then may the product be connected to the power supply and put into operation.
 - Do not overload the product. Observe the connected load in the technical data.
 - Do not operate the product covered! At higher connected loads, the product heats up, which can lead to overheating and possibly fire when covered.
 - The product is only de-energized when the mains plug is pulled out.
 - Make sure that the product is de-energized before connecting a device to it.
 - The mains plug must be disconnected from the socket under the following conditions:
 - before cleaning the product
 - during thunderstorms
 - when the product is not used for a long
 - period of time.
 - Never pour liquids on or near the product. There is a high risk of fire or fatal electric shock. If liquid should nevertheless get inside the device, immediately switch off all poles of the CEE mains socket to which the product is connected (switch off fuse/automatic circuit breaker/FI circuit breaker of the associated circuit). Only then disconnect the mains plug of the product from the mains socket and contact a qualified person. Do not operate the product any longer.
 - In commercial facilities, observe the local accident prevention regulations.
- For Germany:
- German Federation of Institutions for Statutory Accident Insurance and Prevention (Verband der gewerblichen Berufsgenossenschaften) for electrical systems and equipment. In schools, training centers, hobby and do-it-yourself workshops, the handling of electrical equipment must be supervised by trained personnel.
- Consult a specialist if you have any doubts about the operation, safety or connection of the product.
 - Have maintenance, adjustment and repair work carried out exclusively by a specialist or a specialist workshop.
 - If you still have questions that are not answered in these operating instructions, contact our technical customer service or other specialists.

Requirements for fitter and operator

The operator is responsible for the proper use and safe operation of the manifold. When the manifold is operated by non-professionals, the installer and operator must ensure that the following requirements are met:


- Ensure that the manual is permanently stored and available at the manifold.
- Ensure that the layperson has read and understood the instructions.

- Ensure that the layperson is instructed in the operation of the manifold before using it.
- Ensure that the layperson only uses the distributor as intended.
- Ensure that persons who cannot assess the dangers involved in handling the distributor (e.g. children or persons with disabilities) are protected.
- Ensure that a qualified electrician is consulted in the event of malfunctions.
- Ensure that the national accident prevention and work regulations are observed.

Product description Unit design and variants

Variants

Example: CPPSF6RD-TT



Pos.	Description
A	powerCON® TRUE1® TOP output with self-closing hinged cover
B	SCHUKO® CEE7 depending on version 3 or 6 pieces
C	powerCON® TRUE1® TOP inlet with self-closing hinged cover

Commissioning

The activities described in this chapter may only be carried out by a qualified electrician! If the device is connected to a supply line with an insufficient cable cross-section and/or insufficient back-up fuse, there is a risk of fire which can cause injuries or an overload which can cause damage to the device. Observe the information on the type plate! Check the connection of the sockets

- Supply the power distributor with power via the connection.
- Switch on the protective devices.

Operation

- This device is used to distribute electric current to several connected consumers. The devices are used as power distributors indoors and outdoors as mobile distributors.

- The device is designed for professional use and is not suitable for household use. Only use the device as described in these operating instructions. Any other use, as well as use under other operating conditions, is considered improper and may result in personal injury or property damage.
- No liability is accepted for damage resulting from improper use. The device may only be used by persons who have sufficient physical, sensory and mental capabilities as well as appropriate knowledge and experience. Other persons may only use the device if they are supervised or instructed by a person responsible for their safety.
- Only distributors with a degree of protection that corresponds to the degree of protection required at the place of use may be used.

Maintenance, inspection and Cleaning

- The housing, mounting materials and suspensions must not show any signs of deformation. Cleaning of the interior of the device may only be carried out by qualified personnel.
- Please check the local regulations for the product inspection details.
- For Germany:
According to DGUV regulation 3, this inspection must be carried out by a qualified electrician or an electrically instructed person using suitable measuring and testing equipment. A period of 1 year has proven to be the testing interval. You must determine the interval in accordance with DGUV Regulation 3 Implementation Instructions to suit your actual operating conditions. The range is between 3 months and 2 years (office).
- Switch off the product before cleaning. Then disconnect the plug of the product from the mains socket. Then disconnect the connected consumer from the product.
- A dry, soft and clean cloth is sufficient for cleaning. Dust can be easily removed using a long-haired, soft and clean brush and a vacuum cleaner.
- Never use aggressive cleaning agents or chemical solutions, as this may damage the housing or impair the function.

Disposal

- Electronic devices are recyclable materials and do not belong in household waste.
- Dispose of the product at the end of its service life in accordance with the applicable legal requirements.
- By doing so, you fulfill the legal obligations make your contribution to environmental protection.
- Send the device to the manufacturer for disposal free of charge..

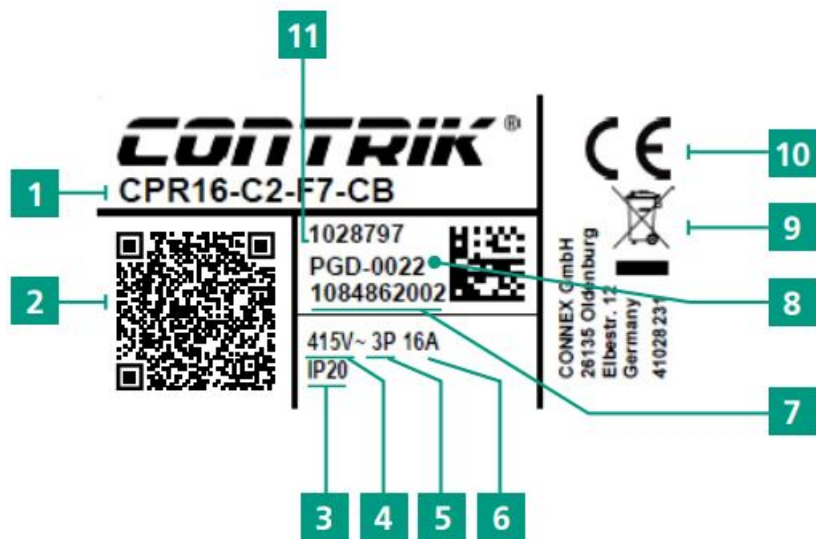
Technical data

General specifications

General specifications

Supply voltage	250 V Ac
Rated current	16 A
Output connections	powerCON® TRUE1® TOP / SCHUKO® CEE7*
Protection class	IP54
Operating temperature	-25 bis +70°C
Relative humidity	Indoor: 95 % at -5 °C to +30 °C 70 % at +35 °C 57 % at +40 °C Outdoor: 100 % at -25 °C to +27 °C 60 % at 35 °C 46 % at 40 °C
Dimensions approx.	CPPSF3RD-TT: 225 x 77 x 101 mm CPPSF6RD-TT: 385 x 77 x 101 mm CPPSE3RD-TT: 225 x 77 x 101 mm CPPSE6RD-TT: 385 x 77 x 101 mm

Label



Pos.	Description
1	Article description
2	QR code for further options such as: Manual
3	Protection class (IP)
4	Rated voltage
5	Number of outer conductors
6	Input connector
7	Serial number (& batch number)
8	Product group
9	Mandatory self-declaration (WEEE Directive)
10	CE marking
11	Part number

Further technical data can be found in the corresponding data sheets or at www.contrik.com

Imprint

Subject to change due to technical progress! These operating instructions correspond to the state of the art at the time of product delivery and not to the current development status at Neutrik.

If any pages or sections of these operating instructions are missing, please contact the manufacturer at the address given below.

Copyright ©

This user manual is protected by copyright. No part or all of this user manual may be reproduced, duplicated, microfilmed, translated or converted for storage and processing in computer equipment without the express written permission of Neutrik.

Copyright by: © Neutrik® AG

Document Identification:

- Documenten No.: BDA 682 V1
- Version: 2023/02
- Original Language: German

Manufacturer:

Connex GmbH / Neutrik Group

Elbestraße 12

DE-26135 Oldenburg

Germany

www.contrik.com




USA

Neutrik Americas., 4115 Taggart Creek Road,
Charlotte, North Carolina, 28208



T +1 704 972 3050, info@neutrikusa.com

www.contrik.com

Documents / Resources

	<p>CONTRIK CPPSF3RD-TT Power Strip X Multiple Socket Strip [pdf] Instruction Manual CPPSF3RD-TT, CPPSF6RD-TT, CPPSE3RD-TT, CPPSE6RD-TT, CPPSF3RD-TT Power Strip X Multiple Socket Strip, CPPSF3RD-TT, Power Strip X Multiple Socket Strip, Multiple Socket Str ip, Socket Strip, Strip</p>
---	--

References

-  [Professional power distribution systems, equipotential bonding systems and premium power cables - Contrik Brand](#)
-  [CONNEX GmbH - Elektrotechnik - Herstellung, Vertrieb - Netzwerk, Strom, Video, Fiber, Ton, Metall](#)