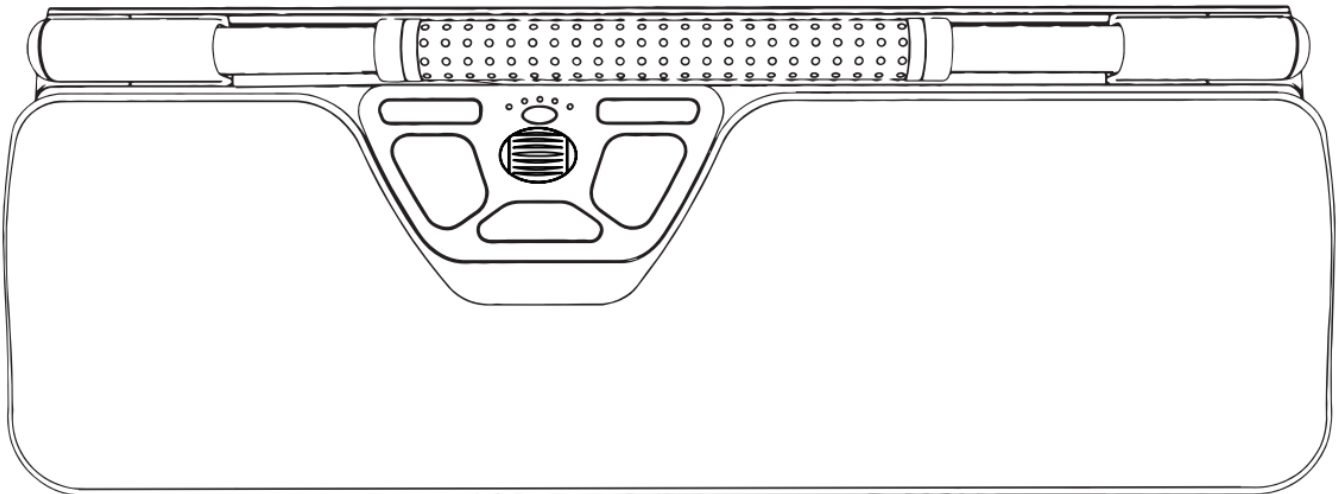




Contour Design CDRMRED20210 Roller Mouse Red Plus Wired Instruction Manual

[Home](#) » [contour design](#) » Contour Design CDRMRED20210 Roller Mouse Red Plus Wired Instruction Manual 

Contour Design CDRMRED20210 Roller Mouse Red Plus Wired

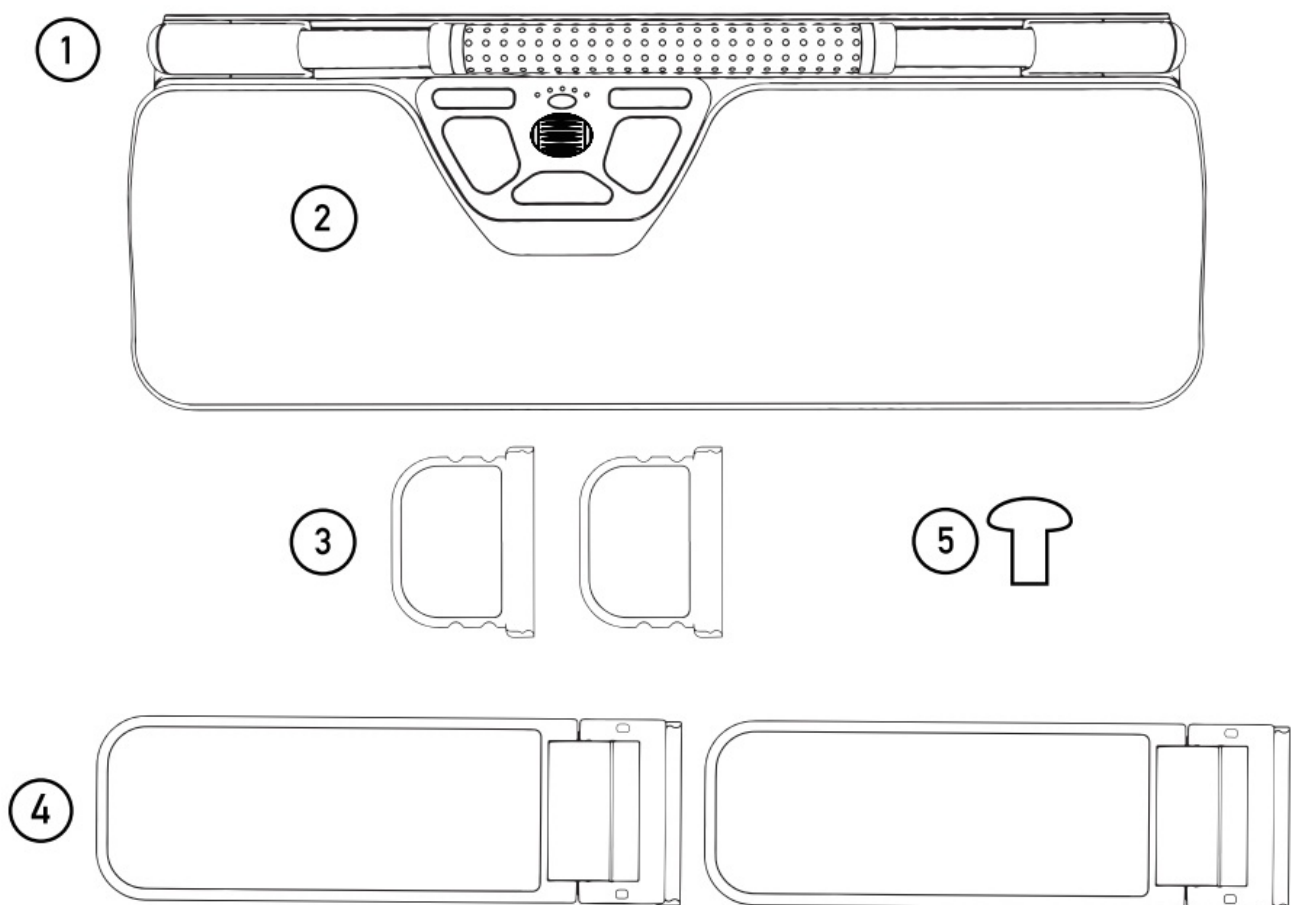


Contents

- 1 What's In The Box?
- 2 Functions
- 3 Connecting Device
- 4 Cursor Speed (DPI)
- 5 Roller bar Click Function
- 6 Keyboard Risers
- 7 Software Driver
- 8 2 Year Guarantee
- 9 Product Support
- 10 Sales Support
- 11 Documents / Resources
 - 11.1 References
- 12 Related Posts

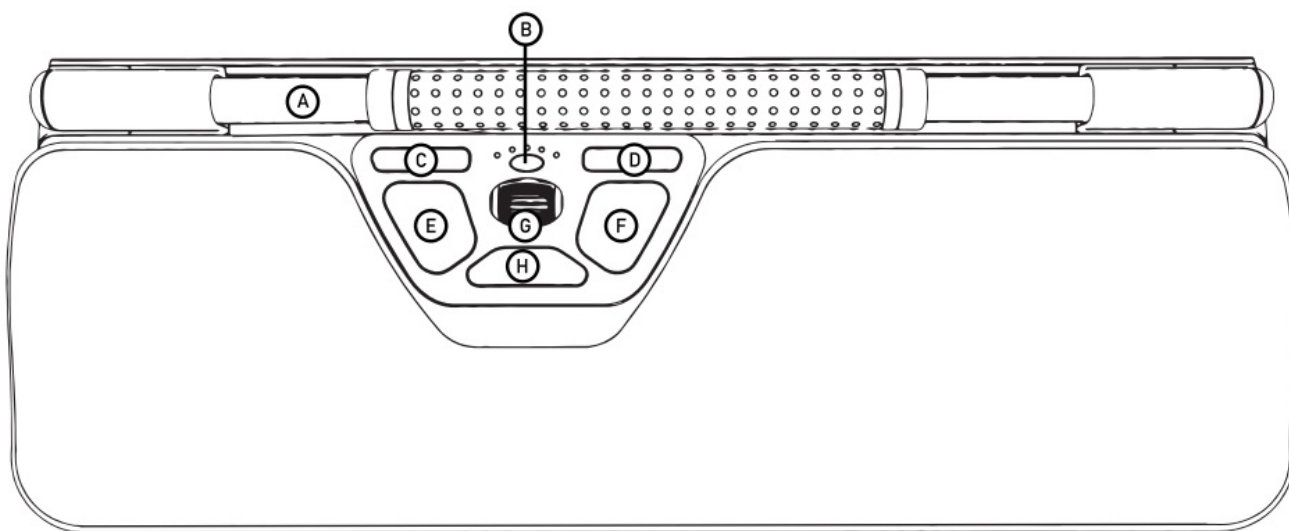
What's In The Box?

1. RollerMouse Red Plus Wired
2. Wrist rest
3. Two short keyboard risers
4. Two long keyboard risers
5. Wrist rest removal key

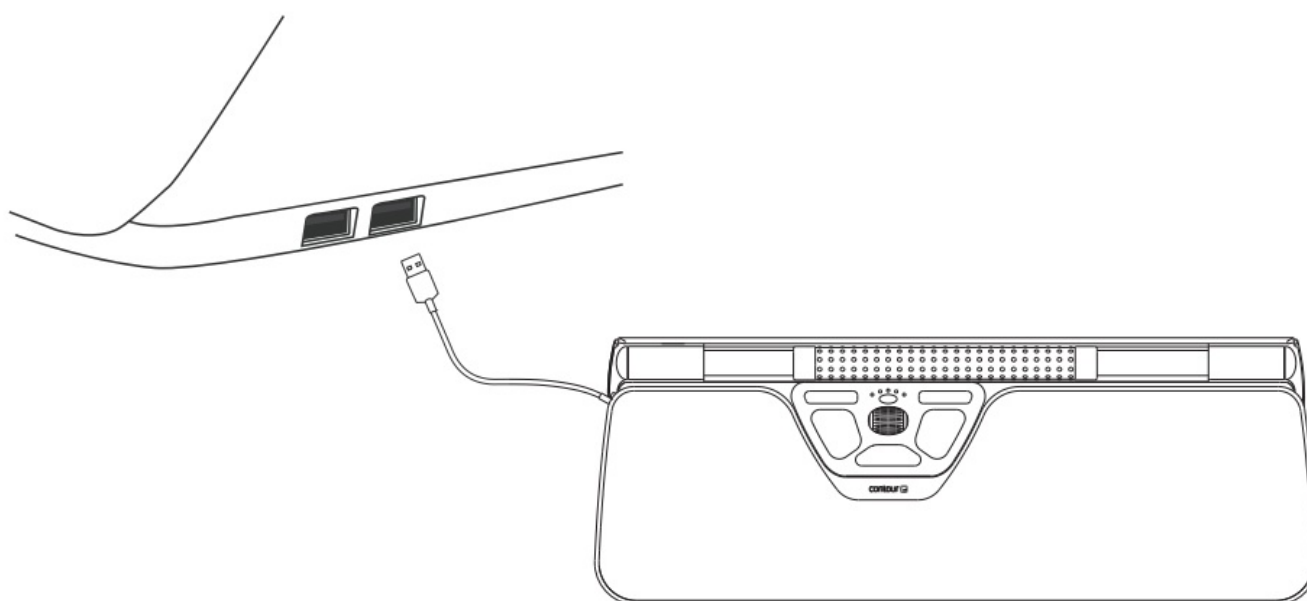


Functions

- A. Roller bar
- B. Cursor speed
- C. Copy
- D. Paste

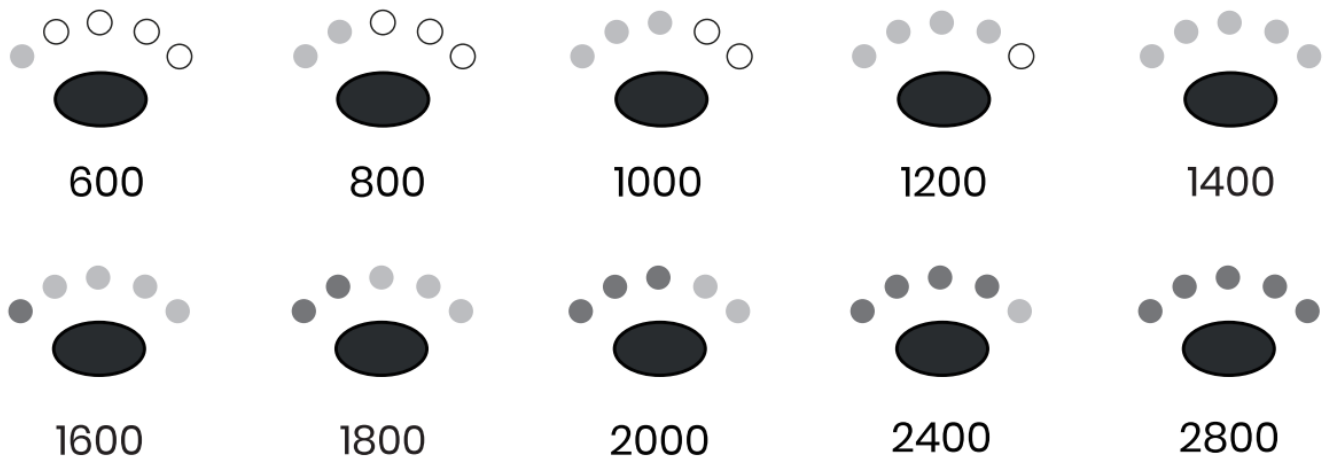


Connecting Device



Cursor Speed (DPI)

Press the Cursor speed (button B) to cycle through cursor speeds.



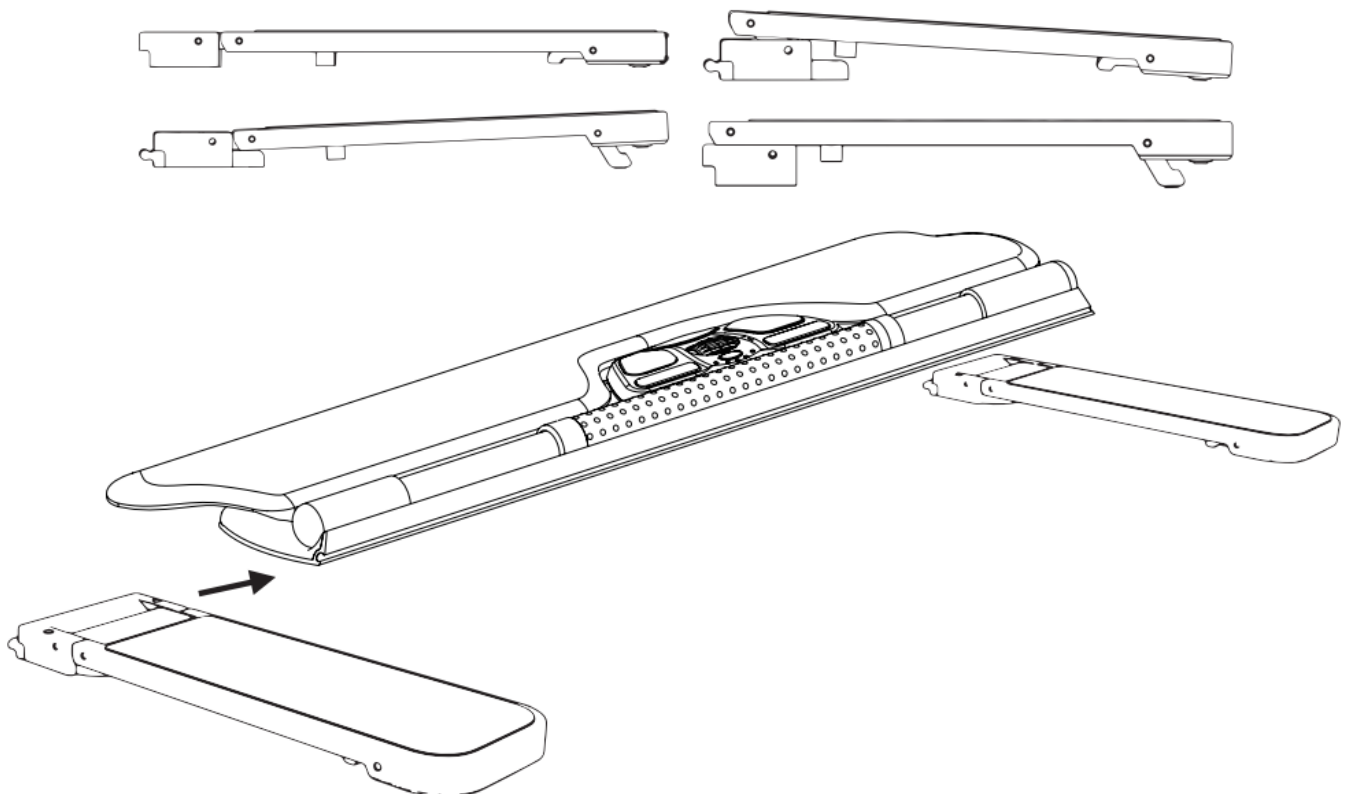
Roller bar Click Function

Click force refers to the level of resistance when clicking the Roller bar. To change the click force, press and hold both the E and the B buttons for two seconds, the LED light will show the current click force setting. While continuing to hold the E button, release the B button and use the scroll wheel G to change click force setting. Let go of E to select click force setting.

Note: the Roller bar click function can be turned off using the above adjustment method, by moving the scroll wheel until all LEDs are lit.

Keyboard Risers

Before using your RollerMouse, take a moment and adjust the keyboard risers to achieve the desired keyboard height and angle. For a proper ergonomic position, the front edge of the keyboard should be as close to the Roller bar as possible.



Software Driver

All Contour's ergonomic products are plug-and-play. If you want to customize your RollerMouse, we recommend to download the free driver available at: <https://contourdesign.com/drivers>



2 Year Guarantee

All Contour Design products come with a 2 year guarantee.



Product Support

For information on software drivers, product manuals, and advanced product settings such as thin client mode, please visit: contourdesign.com/support



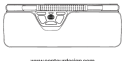
Sales Support

If you have questions about your recent purchase, email us: United States: ergoinfo@lcontourdesign.com
All other countries: support@lcontourdesign.com



Contour

Documents / Resources

 <small>www.contourdesign.com</small>	Contour Design CDRMRED20210 Roller Mouse Red Plus Wired [pdf] Instruction Manual CDRMRED20210, CDRMRED20215, CDRMRED20210 Roller Mouse Red Plus Wired, CDRMRED20210, Roller Mouse Red Plus Wired, Mouse Red Plus Wired, Red Plus Wired, Plus Wired
---	--

References

- [User Manual](#)

[Manuals+](#), [Privacy Policy](#)

This website is an independent publication and is neither affiliated with nor endorsed by any of the trademark owners. The "Bluetooth®" word mark and logos are registered trademarks owned by Bluetooth SIG, Inc. The "Wi-Fi®" word mark and logos are registered trademarks owned by the Wi-Fi Alliance. Any use of these marks on this website does not imply any affiliation with or endorsement.