


Contour Design CDRMRED20110 RollerMouse Red Two Handed Ergonomic Mouse



Contour Design CDRMRED20110 RollerMouse Red Two Handed Ergonomic Mouse User Guide

[Home](#) » [contour design](#) » Contour Design CDRMRED20110 RollerMouse Red Two Handed Ergonomic Mouse User Guide 

Contents

- [1 Contour Design CDRMRED20110 RollerMouse Red Two Handed Ergonomic Mouse](#)
- [2 Functions](#)
- [3 Connecting Device](#)
- [4 Cursor Speed \(DPI\)](#)
- [5 Keyboard Risers](#)
- [6 2 year guarantee](#)
- [7 Documents / Resources](#)
 - [7.1 References](#)
- [8 Related Posts](#)

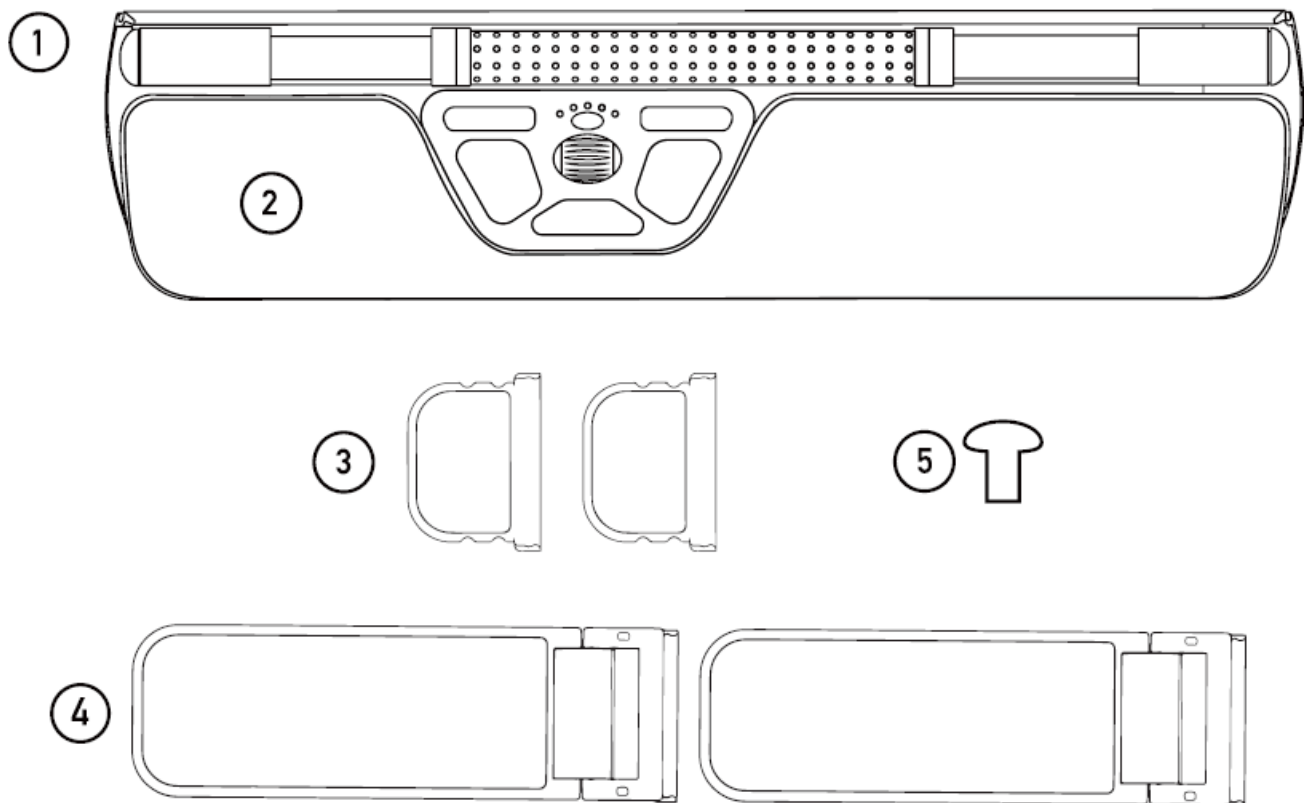
Contour

Contour Design CDRMRED20110 RollerMouse Red Two Handed Ergonomic Mouse



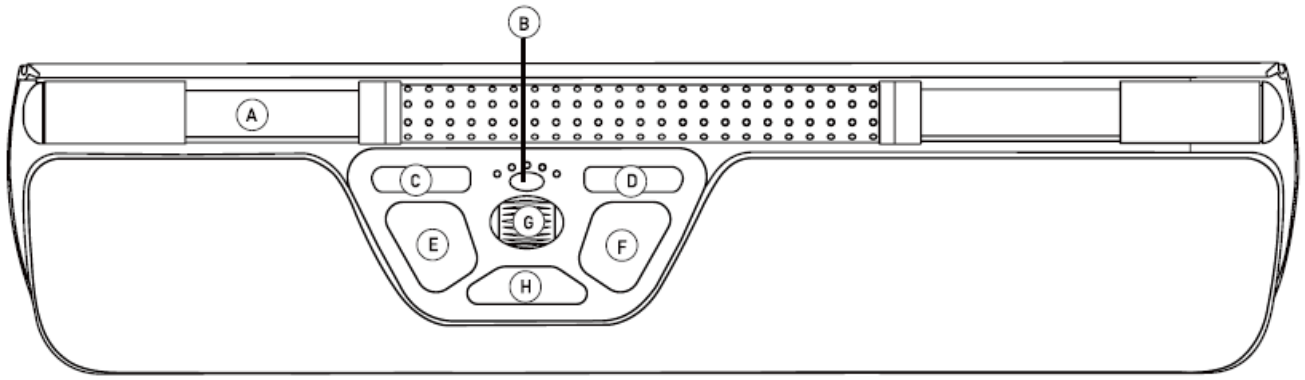
What's in the Box?

1. RollerMouse Red Wired
2. Wrist rest
3. Two short keyboard risers
4. Two long keyboard risers
5. Wrist rest removal key

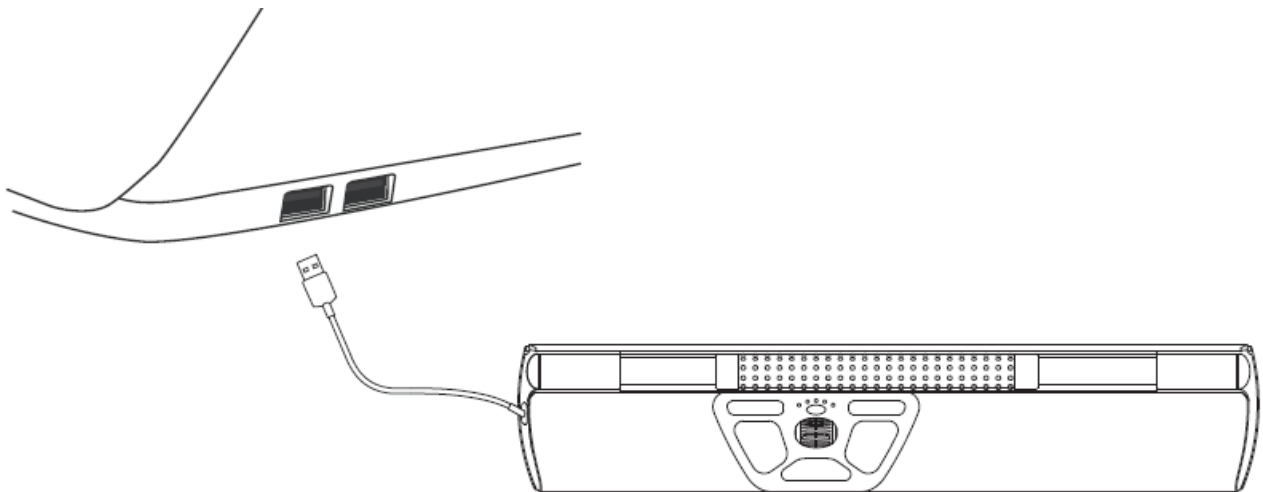


Functions

- A. Rollerbar
- B. Cursor speed
- C. Copy
- D. Paste
- E. Left-click
- F. Right-click
- G. Scroll wheel
- H. "One Touch" double-click

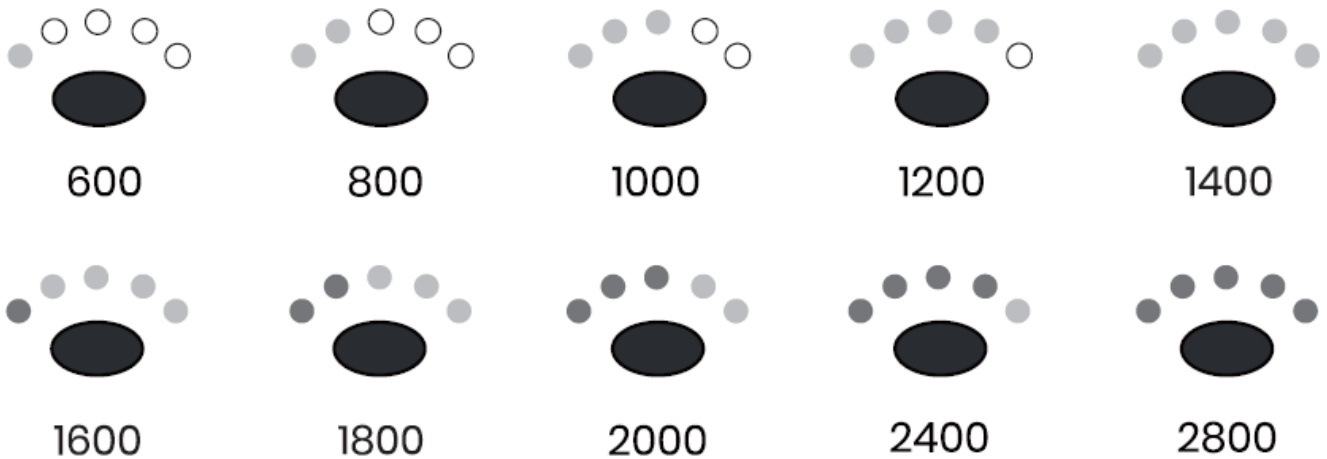


Connecting Device



Cursor Speed (DPI)

Press the Cursor speed (button B) to cycle through cursor speeds.



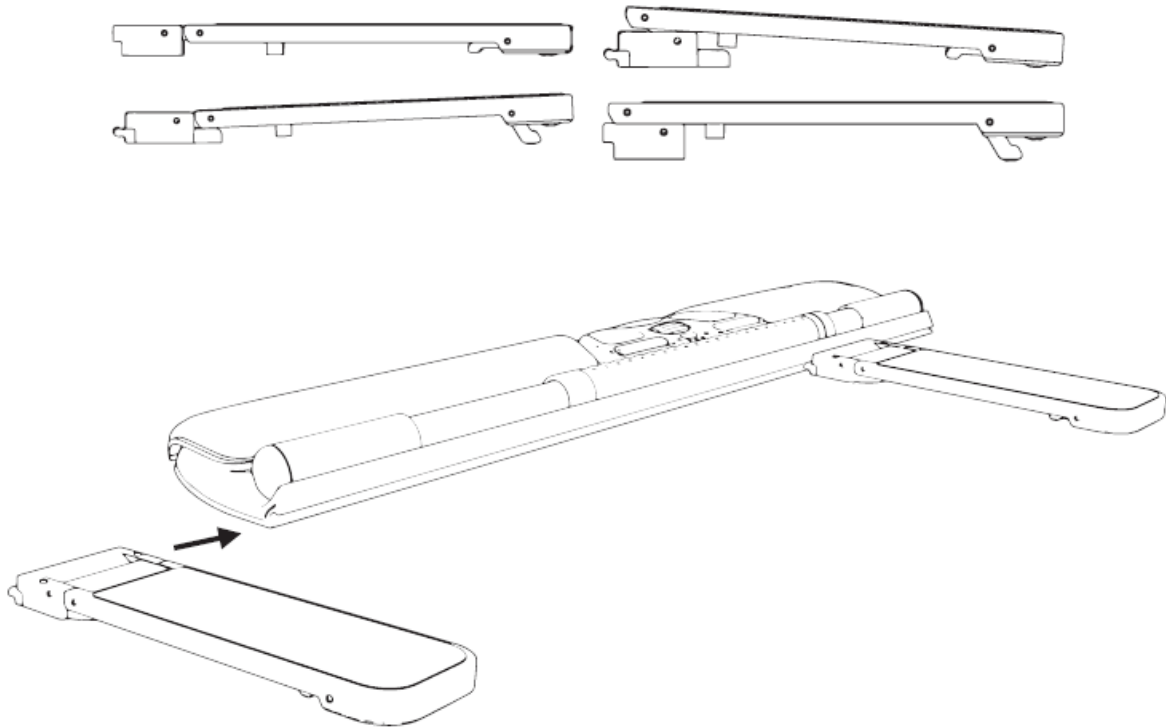
Rollerbar Click Function

- Click force refers to the level of resistance when clicking the Rollerbar. To change the click force, press and hold both the E and the B buttons for two seconds, the LED light will show the current click force setting. While continuing to hold the E button, release the B button and use the scroll wheel G to change click force setting. Let go of E to select click force setting.
- Note:** the Rollerbar click function can be turned off using the above adjustment method, by moving the scroll

wheel until all LEDs are lit.

Keyboard Risers

Before using your RollerMouse, take a moment and adjust the keyboard risers to achieve the desired keyboard height and angle. For a proper ergonomic position, the front edge of the keyboard should be as close to the Rollerbar as possible.



Software driver

All Contour's ergonomic products are plug-and-play. If you want to customize your RollerMouse, we recommend to download the free driver available at: <https://contourdesign.com/drivers>

2 year guarantee

- **2 year guarantee**

All Contour Design products come with a 2 year guarantee.

- **Product Support**

For information on software drivers, product manuals, and advanced product settings such as thin client mode, please visit: contourdesign.com/support

- **Sales Support**


If you have questions about your recent purchase, email us: United States: ergoinfo@contourdesign.com All other countries: support@contourdesign.com





Contour

Documents / Resources

 <p>©RollerMouse Red Wired www.contourdesign.com</p>	<p>Contour Design CDRMRED20110 RollerMouse Red Two Handed Ergonomic Mouse [pdf] User Guide CDRMRED20110 RollerMouse Red Two Handed Ergonomic Mouse, CDRMRED20110, Roller Mouse Red Two Handed Ergonomic Mouse, Red Two Handed Ergonomic Mouse, Two Handed Ergonomic Mouse, Ergonomic Mouse, Mouse</p>
---	---

References

- [User Manual](#)

[Manuals+](#), [Privacy Policy](#)

This website is an independent publication and is neither affiliated with nor endorsed by any of the trademark owners. The "Bluetooth®" word mark and logos are registered trademarks owned by Bluetooth SIG, Inc. The "Wi-Fi®" word mark and logos are registered trademarks owned by the Wi-Fi Alliance. Any use of these marks on this website does not imply any affiliation with or endorsement.