


CONRAD

J101 reComputer



CONRAD J101 reComputer Instruction Manual


[Home](#) » [CONRAD](#) » CONRAD J101 reComputer Instruction Manual 

Contents

- [1 CONRAD J101 reComputer](#)
- [2 Product Information](#)
- [3 Product Usage Instructions](#)
- [4 Technical data](#)
- [5 FAQ](#)
- [6 Documents / Resources](#)
 - [6.1 References](#)

CONRAD™

CONRAD J101 reComputer



Product Information

Specifications

- Product Name: Sicherheitshinweise reComputer
- Model Number: 3124643 (J101)

Product Usage Instructions

reComputer

Item no: 3124643 (J101)

Safety Precautions

Please read and follow all safety instructions before using the product to ensure safe operation.

Operating Instructions for download

Use the link www.conrad.com/downloads (alternatively scan the QR code) to download the complete operating instructions (or new/current versions if available). Follow the instructions on the web page.

Intended use

The product is intended for indoor use only. Do not use it outdoors. Contact with moisture must be avoided under all circumstances. If you use the product for purposes other than those described, the product may be damaged. Improper use can result in short circuits, fires, or other hazards. The product complies with the statutory national and European requirements. For safety and approval purposes, you must not rebuild and/or modify the product. Read the safety instructions and any accompanying instructions carefully and store them in a safe place. Make this product available to third parties only together with the safety instructions and any accompanying instructions. All company names and product names are trademarks of their respective owners. All rights reserved. USB4®, USB Type-C® and USB-C® are registered trademarks of USB Implementers Forum.

Description of symbols

The following symbols are on the product/appliance or are used in the text:

The symbol warns of hazards that can lead to personal injury.

Safety instructions

Read this document and the accompanying operating instructions carefully and especially observe the safety information. If you do not follow the safety instructions and information on proper handling, we assume no liability for any resulting personal injury or damage to property. Such cases will invalidate the warranty/guarantee.

General

- The product is not a toy. Keep it out of the reach of children and pets.
- Do not leave packaging material lying around carelessly. This may become dangerous playing material for children.
- If you have questions that remain unanswered by this information product, contact our technical support service or other technical personnel.
- Maintenance, modifications and repairs must only be completed by a technician or an authorized repair centre.

Handling

- Handle the product carefully. Jolts, impacts or a fall even from a low height can damage the product.

Operating environment

- Do not place the product under any mechanical stress.
- Protect the appliance from extreme temperatures, strong jolts, flammable gases, steam and solvents.
- Protect the product from high humidity and moisture.
- Protect the product from direct sunlight.

Connected devices

- Also observe the safety and operating instructions of any other devices which are connected to the product.

Installation

1. Unbox the product carefully and check for any visible damage.
2. Place the product on a stable and flat surface.
3. Connect the necessary cables and power source following the provided user manual.

Operation

1. Power on the product using the designated power button.
2. Follow the on-screen instructions or refer to the user manual for setup and configuration.

Consult an expert when in doubt about the operation, safety or connection of the product.

- If it is no longer possible to operate the product safely, take it out of operation and protect it from any accidental use. DO NOT attempt to repair the product yourself. Safe operation can no longer be guaranteed if the product:
 - is visibly damaged,
 - is no longer working properly,
 - has been stored for extended periods in poor ambient conditions or
 - has been subjected to any serious transport-related stresses.

Maintenance

1. Regularly clean the product using a soft, dry cloth to prevent dust buildup.
2. Avoid exposing the product to extreme temperatures or moisture.



Disposal

This symbol must appear on any electrical and electronic equipment placed on the EU market. This symbol indicates that this device should not be disposed of as unsorted municipal waste at the end of its service life. Owners of WEEE (Waste from Electrical and Electronic Equipment) shall dispose of it separately from unsorted municipal waste. Spent batteries and accumulators, which are not enclosed by the WEEE, as well as lamps that can be removed from the WEEE in a non-destructive manner, must be removed by end users from the WEEE in a non-destructive manner before it is handed over to a collection point. Distributors of electrical and electronic equipment are legally obliged to provide free takeback of waste.

Conrad provides the following return options free of charge (more details on our website):

- in our Conrad offices
- at the Conrad collection points
- at the collection points of public waste management authorities or the collection points set up by manufacturers or distributors within the meaning of the ElektroG

End users are responsible for deleting personal data from the WEEE to be disposed of. It should be noted that different obligations about the return or recycling of WEEE may apply in countries outside of Germany.

Technical data

Power supply

- Input 5 V/DC, 3 A via USB-C®

Environment

- Usage environment Indoor
- Operating temperature 0 to +60 °C
- Operating humidity max. 95 % RH (non-condensing) (at 40 °C)
- Storage temperature -40 to +85 °C
- Storage humidity <80 % RH (non-condensing)

Others

- Dimensions (L x W) (approx.) 100 x 80 mm
- Weight (approx.) 0.1 kg

This is a publication by Conrad Electronic SE, Klaus-Conrad-Str. 1, D-92240 Hirschau (www.conrad.com). All rights including translation reserved. Reproduction by any method (e.g. photocopying, microfilming or the capture in electronic data processing systems) requires prior written approval from the editor. Reprinting, also in part, is prohibited. This publication reflects the technical status at the time of printing.

Copyright by Conrad Electronic SE.

*3124643 (J101)_V1_0624_jh_ss_en 1443726731-2 I1/O1 en



FAQ


Q: How do I troubleshoot if the product is not turning on?

A: Check the power source, ensure all cables are properly connected, and try a different power outlet. If the issue persists, contact customer support.

Q: Can I use third-party accessories with this product?

A: It is recommended to use accessories approved by the manufacturer to ensure compatibility and prevent damage to the product.

Documents / Resources

	<p>CONRAD J101 reComputer [pdf] Instruction Manual 102991694, 3124643, J101 reComputer, J101, reComputer</p>
---	---

References

- [Conrad Electronic » All parts of success](#)
- [Download center](#)
- [User Manual](#)

Manuals+ Privacy Policy

This website is an independent publication and is neither affiliated with nor endorsed by any of the trademark owners. The "Bluetooth®" word mark and logos are registered trademarks owned by Bluetooth SIG, Inc. The "Wi-Fi®" word mark and logos are registered trademarks owned by the Wi-Fi Alliance. Any use of these marks on this website does not imply any affiliation with or endorsement.