




CONNECTS2 541C51BM07 CT51-BM07 Amplifier Interface User Manual

[Home](#) » [Connects2](#) » **CONNECTS2 541C51BM07 CT51-BM07 Amplifier Interface User Manual** 

Contents

- [1 CONNECTS2 541C51BM07 CT51-BM07 Amplifier Interface User Manual](#)
- [2 IN THE KIT](#)
- [3 APPLICATION](#)
- [4 FEATURES](#)
- [5 DISCLAIMER](#)
- [6 ABOUT PRODUCT](#)
- [7 CONTENTS](#)
- [8 PRIOR TO INSTALLATION](#)
- [9 WIRING GUIDE](#)
- [10 TECHNICAL SUPPORT](#)
- [11 Read More About This Manual & Download PDF:](#)
- [12 Documents / Resources](#)

CONNECTS2 541C51BM07 CT51-BM07 Amplifier Interface User Manual



IN THE KIT

- Universal Wiring Harness
- Fibre Optic Retention Interface

APPLICATION

Note: Application data is subject to change at any time

BMW 1-Series (E81/82/87/88) 2004 – 2013

BMW 3-Series (E90/91/92/93) 2005 – 2012

BMW 5-Series (E60/61) 2004 – 2010

BMW X6 (E71) 2008 – 2014

Note: this interface is for use with amplified vehicles only.

FEATURES

- Aids in the installation of a double DIN aftermarket stereo
- Allows the retention of the vehicles original audio over fibre optic network
- Can be used with any aftermarket harness

DISCLAIMER

The information provided in this document is subject to change without notice due to manufacturer changes and/or improvements to the product/s. This instruction manual is based on documented data and research. The manufacturer of this product cannot be held responsible for any changes made to the vehicle by the manufacturer or damages that may occur through the installation of this product in accordance with the steps outlined herein.

ABOUT PRODUCT

The CT51-BM07 is an amplifier retention adapter for select BMW vehicles. By utilising the BMW amp retention interface along with the universal harness, you are able to retain the vehicles audio when upgrading to an aftermarket radio.

Please note: this product is for use on vehicles that have fibre optic amplified systems

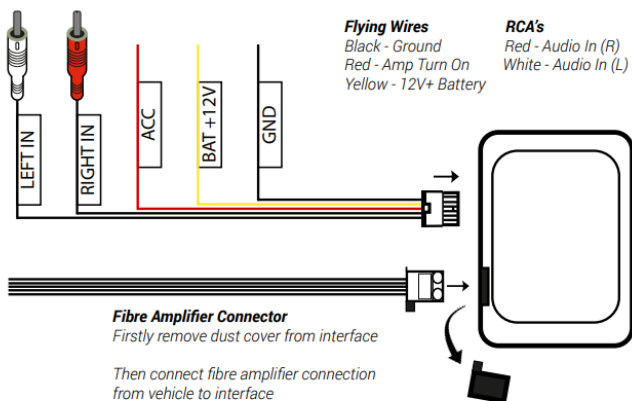
CONTENTS

- Fibre Optic Retention Interface
- Universal Wiring Harness
- Instructions

PRIOR TO INSTALLATION

Read the manual prior to installation. Technical knowledge is necessary for installation. The place of installation must be free of moisture and away from heat sources. Please ensure that the correct tools are used during the installation to avoid damage to the vehicle or product. Connects2 can not be held responsible for the installation of this product.

WIRING GUIDE




TECHNICAL SUPPORT

Connects2 want to provide a fast and suitable resolution should you encounter any technical issues. With this in mind, when contacting Connects2, try to provide as much Information as possible. This will speed up the process and help us to help you.

Please use our dedicated online technical support centre: support.connects2.com

Read More About This Manual & Download PDF:

Documents / Resources

 <p>541C51BM07 Amplifier Retention Adapter for 500W Amplifiers</p> <p>APPLICATION</p> <table border="1"><tr><td>500W 12V 100A</td><td>500W 12V 100A</td></tr><tr><td>500W 12V 100A</td><td>500W 12V 100A</td></tr><tr><td>500W 12V 100A</td><td>500W 12V 100A</td></tr></table> <p>FEATURES</p> <ul style="list-style-type: none">• Retains the retention of the vehicle's original stereo• Retains the retention of the vehicle's original stereo• Retains the retention of the vehicle's original stereo	500W 12V 100A	500W 12V 100A	500W 12V 100A	500W 12V 100A	500W 12V 100A	500W 12V 100A	<p>CONNECTS2 541C51BM07 CT51-BM07 Amplifier Interface [pdf] User Manual</p> <p>541C51BM07 CT51-BM07 Amplifier Interface, 541C51BM07, CT51-BM07 Amplifier Interface, A mplifier Interface</p>
500W 12V 100A	500W 12V 100A						
500W 12V 100A	500W 12V 100A						
500W 12V 100A	500W 12V 100A						