


connect **IT**<sup>®</sup>

**connect IT  
CLI-7030-  
GY Table  
LED Lamp**



## connect IT CLI-7030-GY Table LED Lamp User Manual

[Home](#) » [CONNECT IT](#) » **connect IT CLI-7030-GY Table LED Lamp User Manual** 

### Contents

- [1 connect IT CLI-7030-GY Table LED Lamp](#)
- [2 Safety Notice](#)
- [3 Technical Specifications](#)
- [4 Description of Each Part](#)
- [5 FAQ](#)
- [6 Documents / Resources](#)
  - [6.1 References](#)
- [7 Related Posts](#)

connect **IT**<sup>®</sup>

**connect IT CLI-7030-GY Table LED Lamp**



## THANK YOU

FOR BUYING A CONNECT IT PRODUCT.

Do you want to be the first to know about other news of CONNECT IT? Follow us on social media.



YouTube



#connectit

- Before putting this product into operation please read through the User's Manual carefully, even if you are already familiar with the use of similar products. Use the product only as described in this User's Manual.
- Keep this User's Manual for future reference. It is an integral part of the product and may contain important instructions for commissioning this product, its operation and cleaning.
- Make sure that all other people handling this product are familiar with this Manual. If you hand the product over to other people, make sure that they read this User's Manual, which shall be given to them together with the product.

We recommend keeping the original packaging of the product, proof of purchase and the warranty card, if supplied, at least for the warranty period. In case of transport, we recommend packing the product in the original packaging, in which it has been delivered in, as it protects it best against damage during transport.

Scan this QR code to get the latest version of the User's Manual. In your smartphone, open the QR code reader application and point the smartphone at this code – the page for downloading the latest version of the User's Manual will open:



You can also find the latest version of the User's Manual on our website [www.connectit-europe.com](http://www.connectit-europe.com)

The text and technical specifications are subject to change.

## **Safety Notice**

- Before use, check the compatibility of the information on this product and the product you will be connecting to it.
- Connect this product only to a mains supply the voltage of which is the same as that shown on the type plate of this product.
- This product is not intended for use by persons (including children) with reduced physical, sensory or mental capabilities, or lack of experience and knowledge, unless they are under supervision or have been instructed on how to use the product by a person responsible for their safety.
- This product is not a toy. Keep it out of reach of children who should be supervised to ensure that they do not play with this product.
- If plastic bags are part of the packaging material of this product, keep them out of reach of children and do not allow children to play with them. There's a choking hazard.
- Use this product only for the purpose for which it is intended. Improper use of this product may cause a risk of fire, explosion or other hazard and may void the warranty.
- Unplug this product from the mains when not in use.
- Do not short the connectors on this product.
- It is prohibited to use this product if it shows any signs of mechanical damage or has a suspicious odour.
- This product is intended for indoor use only; do not use it outdoors.
- Do not use or leave this product in damp, dusty or otherwise contaminated environments.
- Do not expose this product to excessive pressure or shock.
- Protect this product from excessive moisture; never immerse it in water or other liquid, and do not expose it to dripping or splashing water.
- Do not use this product in high temperatures above 40°C or low temperatures below -10°C.
- Do not use this product in combination with a programmer, timer or any other component that switches this

product automatically to avoid dangerous situations.

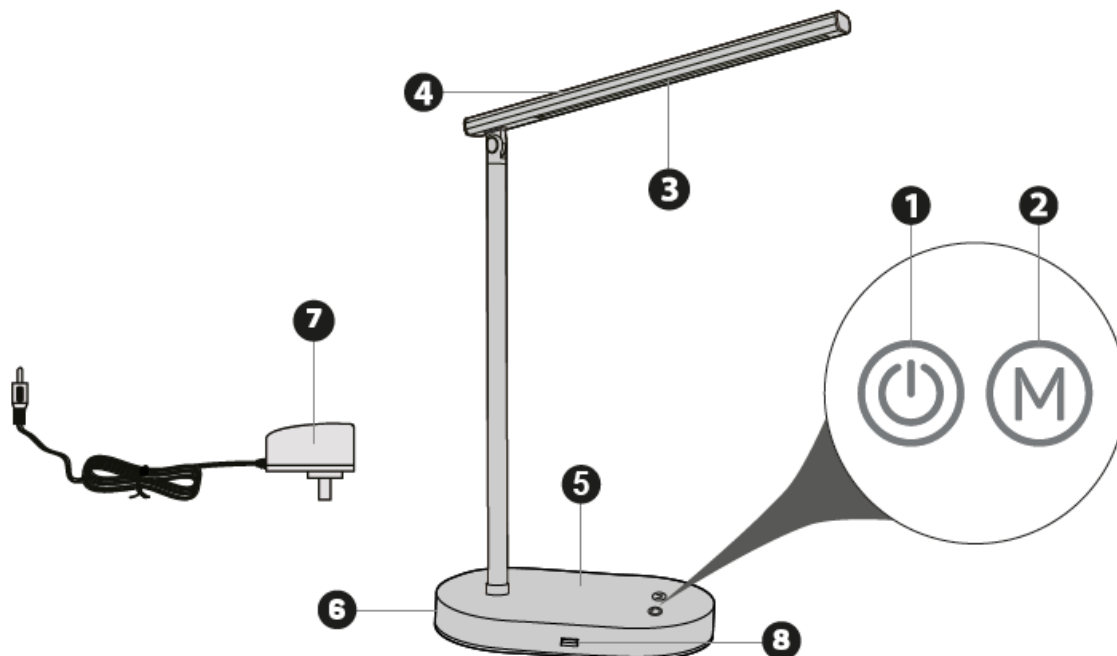
- Protect this product from the intrusion of foreign objects.
- If this product is damaged, have it repaired by a professional (service) company. Repairs to this product must only be carried out by the manufacturer, an authorized service centre or similarly qualified person to avoid a dangerous situation.
- Never repair this product yourself, disassemble it or make any modifications to it – there is a risk of electric shock.
- Do not wash this product under running water. Use only a clean, soft, dry, lint-free cloth for cleaning. Do not use solvents, cleaning agents or other chemicals for cleaning.

## Technical Specifications

- 32 LEDs (16 LEDs 6500 K / 16 LEDs 3000 K)
- 3 levels of light intensity
- 3 light modes
- **Color temperature:** 3000 – 6500 K
- **Power consumption:** 7 W
- **CRI value:** Ra > 80
- **Luminous flux:** 400 lumens
- Foldable arm
- **Base dimensions:** 1.8×16.5×10.5 cm
- **Light length:** 32 cm
- **Neck length:** 37 cm
- 1× USB-A Output (5 V / 1 A)
- AC adapter included (cable length 180 cm)

## Description of Each Part

1. ON/OFF/Change of light intensity
2. Push button for setting the light mode
3. LED lighting
4. Foldable arm
5. Lamp base
6. AC adapter input
7. Power adapter
8. USB-A Output



## Notices



### DISPOSAL OF WASTE ELECTRICAL & ELECTRONIC EQUIPMENT

In accordance with the European Directive 2012/19/EU on waste electrical and electronic equipment (WEEE), this appliance is labeled with this symbol on the product or its packaging to indicate that this product shall not be treated as household waste. It must be disposed of at a collection site for recycling of waste electrical and electronic equipment. The proper disposal of this product helps to prevent adverse impacts on the environment and human health, which could otherwise result from improper waste disposal. The disposal shall be carried out in accordance with waste management regulations. For more detailed information about the recycling of this product, contact the local authorities, household waste disposal services or the shop where you have bought the product. For proper disposal, renewal and recycling, hand the products over to the designated collection sites. Alternatively, in some EU or other European countries, you can return the products to your local dealer when buying an equivalent new product. The proper disposal of this product helps to preserve valuable natural resources and prevent potential adverse impacts on the environment and human health, which could result from improper waste disposal. For details, contact your local authorities or the nearest collection facility. In case of improper disposal of this type of waste, fines may be imposed in accordance with national legislation.

### For business entities in the EU countries

If you want to dispose of electrical and/or electronic equipment, please contact your dealer or supplier for the necessary information.

### Disposal in other countries outside the European Union

- This symbol is valid in the European Union. If you want to dispose of this product, contact your local authorities or your dealer for the necessary information about the proper way of disposal.
- In accordance with the law, we provide the take-back, processing and free environmentally friendly disposal of electrical and electronic equipment through the collective system of REMA Systém, a.s. The main purpose is to protect the environment by ensuring the efficient recycling of waste electrical and electronic equipment.
- For the current list of collection sites, see the web [www.rema.cloud](http://www.rema.cloud)



- This product meets all the basic requirements of the applicable EU directives. It is CE marked. This mark indicates the conformity of the product's technical characteristics with the applicable technical regulations.
- The EU Declaration of Conformity is available at [www.connectit-europe.com](http://www.connectit-europe.com).


## 101 00 Praha 10

- Czech Republic
- tel.: +420 734 777 444
- [service@connectit-europe.com](mailto:service@connectit-europe.com)
- [www.connectit-europe.com](http://www.connectit-europe.com)

## FAQ

- **How do I adjust the light intensity?**
  - To adjust the light intensity, use the ON/OFF/Change of light intensity button located on the lamp.
- **Can I change the color temperature of the light?**
  - Yes, you can change the color temperature between 3000 K and 6500 K using the push button for setting the light mode.
- **What should I do with the product packaging and warranty card?**
  - We recommend keeping the original packaging, proof of purchase, and warranty card for at least the warranty period. They are important for potential returns or exchanges.

## Documents / Resources

	<a href="#">connect IT CLI-7030-GY Table LED Lamp</a> [pdf] User Manual CLI-7030-GY, CLI-7030-GY Table LED Lamp, CLI-7030-GY, Table LED Lamp, LED Lamp, Lamp
---	---

## References

-  [CONNECT IT](#)
- [User Manual](#)

### [Manuals+](#), [Privacy Policy](#)

This website is an independent publication and is neither affiliated with nor endorsed by any of the trademark owners. The "Bluetooth®" word mark and logos are registered trademarks owned by Bluetooth SIG, Inc. The "Wi-Fi®" word mark and logos are registered trademarks owned by the Wi-Fi Alliance. Any use of these marks on this website does not imply any affiliation with or endorsement.