



connect IT CLI-3010-LG Selfie LED Light With Remote Control User Manual

[Home](#) » [CONNECT IT](#) » connect IT CLI-3010-LG Selfie LED Light With Remote Control User Manual 

connect IT CLI-3010-LG Selfie LED Light With Remote Control



THANK YOU FOR BUYING A CONNECT IT PRODUCT.

**Do you want to be the first to know about other news of CONNECT IT?
Follow us on social media.**



#connectit

- Before putting this product into operation please read through the User's Manual carefully, even if you are already familiar with the use of similar products. Use the product only as described in this User's Manual.
- Keep this User's Manual for future reference. It is an integral part of the product and may contain important instructions for commissioning this product, its operation and cleaning.
- Make sure that all other people handling this product are familiar with this Manual. If you hand the product over to other people, make sure that they read this User's Manual, which shall be given to them together with the product.

We recommend keeping the original packaging of the product, proof of purchase and the warranty card, if supplied, at least for the warranty period. In case of transport, we recommend packing the product in the original packaging, in which it has been delivered in, as it protects it best against damage during transport.

Scan this QR code to get the latest version of the User's Manual. In your smartphone, open the QR code reader application and point the smartphone at this code the page for downloading the latest version of the User's Manual will open:



You can also find the latest version of the User's Manual on our website www.connectit-europe.com
The text and technical specifications are subject to change.

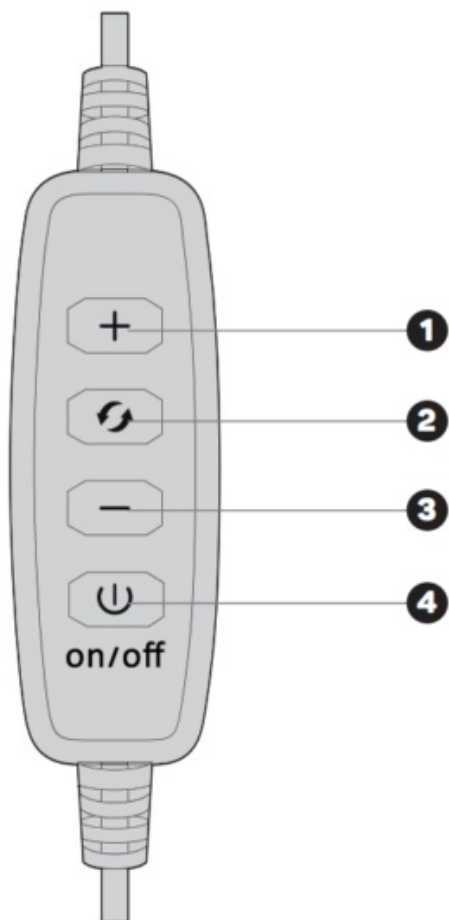
Contents

- [1 Technical Specifications](#)
- [2 Description of Each Part](#)
- [3 Package includes](#)
- [4 Assembly](#)
- [5 Notices](#)
- [6 Documents / Resources](#)
 - [6.1 References](#)
- [7 Related Posts](#)

Technical Specifications

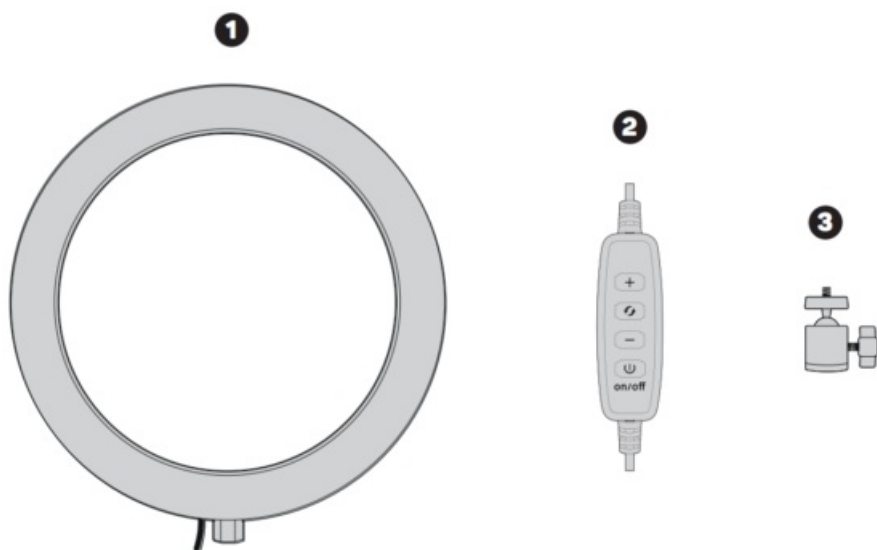
- 160 LED diodes
- 10 levels of light intensity
- CRI value: RA > 90
- Light temperature: 3000 K/4500 K/6000 K
- Remote control with four functions
- Adjustable tripod
- Diameter of the tube: 3.2 cm
- Inner diameter: 23.6 cm
- Outer diameter: 30 cm
- Length of the cable: 180 cm

Description of Each Part




1. Increase light intensity
2. Level of light warmth 3000 K/4500 K/6000 K
3. Decrease light intensity
4. Light On/Off

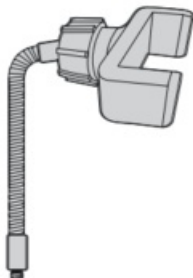
Package includes



4

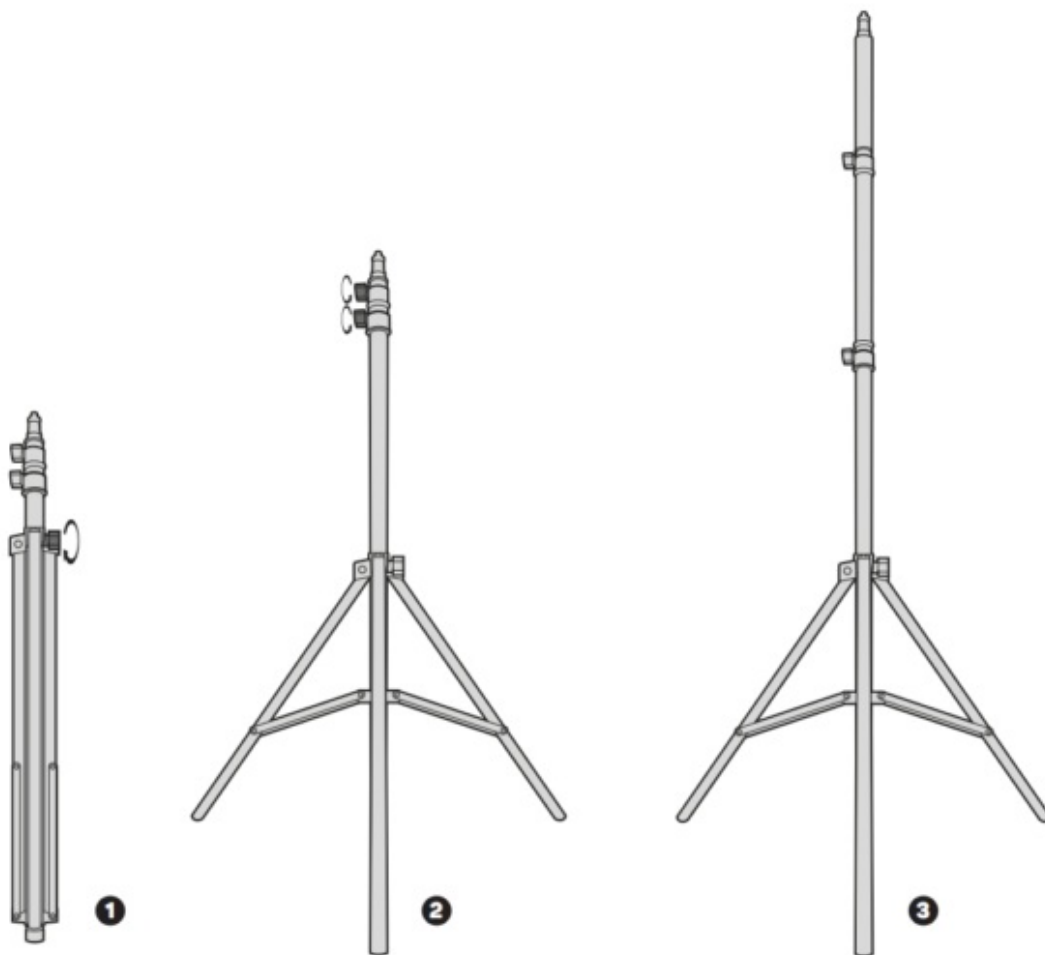


5



1. Circle LED light
2. Remote control
3. Adjustable joint
4. Tripod
5. Flexible phone holder

Assembly



1. Loosen the plastic sleeve and unfold the tripod legs. Choose a suitable position with the highest possible stability and tighten the plastic sleeve.
2. Loosen the upper plastic sleeves to adjust the height of the tripod according to your requirements. Then retighten these sleeves.
3. Please, at first make sure the tripod is stable, and only then mount the light on the tripod.

Notices

DISPOSAL OF WASTE ELECTRICAL & ELECTRONIC EQUIPMENT



In accordance with the European Directive 2012/19/EU on waste electrical and electronic equipment (WEEE), this appliance is labeled with this symbol on the product or its packaging to indicate that this product shall not be treated as household waste. It must be disposed of at a collection site for recycling of waste electrical and electronic equipment. The proper disposal of this product helps to prevent adverse impacts on the environment and human health, which could otherwise result from improper waste disposal. The disposal shall be carried out in accordance with waste management regulations. For more detailed information about the recycling of this product, contact the local authorities, household waste disposal services or the shop where you have bought the product. For proper disposal, renewal and recycling, hand the products over to the designated collection sites. Alternatively, in some EU or other European countries, you can return the products to your local dealer when buying an equivalent new product. The proper disposal of this product helps to preserve valuable natural resources and prevent potential adverse impacts on the environment and human health, which could result from improper waste disposal. For details, contact your local authorities or the nearest collection facility. In case of improper disposal of this type of waste, fines may be imposed in accordance with national legislation.

For business entities in the EU countries

If you want to dispose of electrical and/or electronic equipment, please contact your dealer or supplier for the necessary information.

Disposal in other countries outside the European Union

This symbol is valid in the European Union. If you want to dispose of this product, contact your local authorities or your dealer for the necessary information about the proper way of disposal.

In accordance with the law, we provide the take-back, processing and free environmentally friendly disposal of electrical and electronic equipment through the collective system of REMA Systém, a.s. The main purpose is to protect the environment by ensuring the efficient recycling of waste electrical and electronic equipment.


For the current list of collection sites, see the web www.rema.cloud



This product meets all the basic requirements of the applicable EU directives. It is CE marked. This mark indicates the conformity of the product's technical characteristics with the applicable technical regulations. The EU Declaration of Conformity is available at www.connectit-europe.com.



Documents / Resources



[connect IT CLI-3010-LG Selfie LED Light With Remote Control](#) [pdf] User Manual
CLI-3010-LG, Selfie LED Light With Remote Control, CLI-3010-LG Selfie LED Light With Remote Control

References

- [IT CONNECT IT](#)