



connect IT CKB-4040-CS Keyboard for Home and Professional Use User Manual

[Home](#) » [CONNECT IT](#) » connect IT CKB-4040-CS Keyboard for Home and Professional Use User Manual 

Contents

- [1 connect IT CKB-4040-CS Keyboard for Home and Professional Use](#)
- [2 INSTRUCTION](#)
- [3 Technical Specification](#)
- [4 Installation](#)
- [5 Description](#)
- [6 DISPOSAL OF WASTE ELECTRICAL & ELECTRONIC EQUIPMENT](#)
- [7 Documents / Resources](#)
- [8 Related Posts](#)



connect IT CKB-4040-CS Keyboard for Home and Professional Use



INSTRUCTION

- Before putting this product into operation please read through the User's Manual carefully, even if you are already familiar with the use of similar products. Use the product only as described in this User's Manual
- Keep this User's Manual for future reference. It is an integral part of the product and may contains important instructions for commissioning this product its operation and cleaning.
- Make sure that all other people handling this product are familiar with this Manual. If you hand the product over to other people, make sure that they read this User's Manual. which shall be given to them together with the product.

We recommend keeping the original packaging of the product, proof of purchase and the warranty card, if supplied, at least for the warranty period. In case of transport, we recommend packing the product in the original packaging, in which it has been delivered, as it protects it best against damage during transport. Scan this QR code to get the latest version of the User's Manual. In your smartphone, open the QR code reader application and point the smartphone at this code – the page for downloading the latest version of the User's Manual will open:



You can also find the latest version of the User's Manual on our website www.connecttt-europe.com. The text and technical specifications are subject to change.

Technical Specification

Properties:

- LED illumination
- Twelve multimedia keys
- Standard keyboard layout
- Easy Plug & Play installation

Technical Specifications:

- Cable length: 150 cm
- Interface: USB 1.1 and higher

Compatibility:

- Operating System: Microsoft Windows XP/Vista/7/8/10 and Mac OS

This product is compatible with Mac OS although some features unsupported by Mac OS may not work properly.

Installation

Plug the USB cable into an available USB port on your computer and wait for the drivers to install.

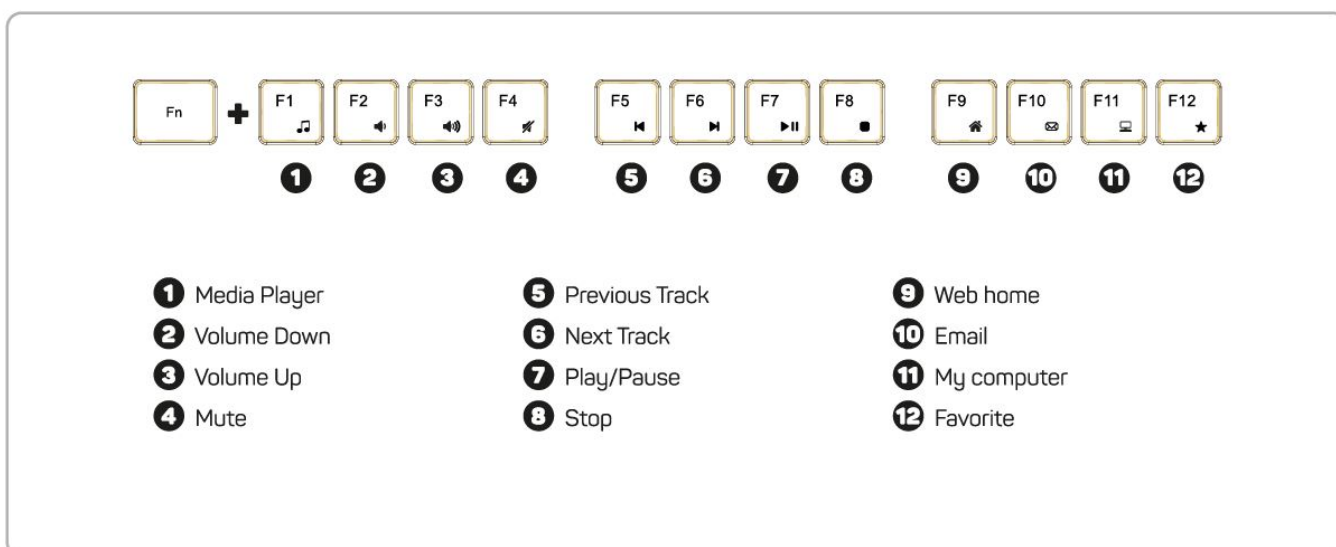
Description

Illumination

To switch on/off the backlight, press

Function keycaps

Activate function keycaps with key shortcuts in combination with the Fn key.



Notices

INSTRUCTIONS AND INFORMATION REGARDING THE DISPOSAL OF USED PACKAGING MATERIALS

Packaging materials and old appliances shall preferably be recycled. The packaging materials of this product can be disposed of as assorted waste. The same applies to plastic bags made of polyethylene (PE) and other materials – please hand them over for recycling.

DISPOSAL OF WASTE ELECTRICAL & ELECTRONIC EQUIPMENT





In accordance with the European Directive 2012/19/EU on waste electrical and electronic equipment (WEEE), this appliance is labeled with this symbol on the product or its packaging to indicate that this product shall not be treated as household waste. It must be disposed of at a collection site for recycling of waste electrical and electronic equipment. The proper disposal of this product helps to prevent adverse impacts on the environment and human health, which could otherwise result from improper waste disposal. The disposal shall be carried out in accordance with waste management regulations. For more detailed information about the recycling of this product, contact the local authorities, household waste disposal services or the shop where you have bought the product. For proper disposal, renewal and recycling, hand the products over to the designated collection sites. Alternatively, in some EU or other European countries, you can return the products to your local dealer when buying an equivalent new product. The proper disposal of this product helps to preserve valuable natural resources and prevent potential adverse impacts on the environment and human health, which could result from improper waste disposal. For details, contact your local authorities or the nearest collection facility. In case of improper disposal of this type of waste, fines may be imposed in accordance with national legislation.

For business entities in the EU countries

If you want to dispose of electrical and/or electronic equipment please contact the dealer or supplier for the necessary information. Disposal in other countries outside the European Union This symbol is valid in the European Union. If you want to dispose of this product contact your local authorities or your dealer for the necessary information about the proper way of disposal. In accordance with the law, we provide the take-back, processing and free environmentally friendly disposal of electrical and electronic equipment through the collective system of REMA System, a.s. The main purpose is to protect the environment by ensuring the efficient recycling of waste electrical and electronic equipment. For the current list of collection sites, see the web www.rema.cloud

This product meets all the basic requirements of the applicable EU directives. It is CE marked. This mark indicates the conformity of the product's technical characteristics with the applicable technical regulations. The EU Declaration of Conformity is available at www.connectit-europe.com.

Documents / Resources

 	connect IT CKB-4040-CS Keyboard for Home and Professional Use [pdf] User Manual CKB-4040-CS, CKB-4041-CS, Keyboard for Home and Professional Use
 	connect IT CKB-4040-CS Keyboard For Home and Professional Use [pdf] Instruction Manual CKB-4040-CS, CKB-4041-CS, CKB-4042-CS, CKB-4043-CS, Keyboard For Home and Professional Use