



connect IT CKB-2591-CS Wireless Keyboard User Manual

[Home](#) » [CONNECT IT](#) » connect IT CKB-2591-CS Wireless Keyboard User Manual 

connect ®

USER MANUAL



**MECHANICAL KEYBOARD
CKB-2591-CS**

THANK YOU FOR BUYING A CONNECT IT PRODUCT.

Do you want to be the first to know about other news about CONNECT IT? Follow us on social media.



#connectit

- Before putting this product into operation please read through the User's Manual carefully, even if you are already familiar with the use of similar products. Use the product only as described in this User's Manual.
- Keep this User's Manual for future reference. It is an integral part of the product and may contain important instructions for commissioning this product, its operation, and cleaning.
- Make sure that all other people handling this product are familiar with this Manual. If you hand the product over to other people, make sure that they read this User's Manual, which shall be given to them together with the product.

We recommend keeping the original packaging of the product, proof of purchase, and the warranty card, if supplied, at least for the warranty period. In case of transport, we recommend packing the product in the original packaging, in which it has been delivered, as it protects it best against damage during transport. Scan this OR code to get the latest version of the User's Manual. In your smartphone, open the OR code reader application and point the smartphone at this code – the page for downloading the latest version of the User's Manual will open:



<http://connectit-europe.com/ckb-2591-cs>

You can also find the latest version of the User's Manual on our website www.connectit-europe.com

The text and technical specifications are subject to change.



Contents

- [1 Technical Specifications](#)
- [2 Basic Functions](#)
- [3 Multimedia Functions](#)
- [4 Changing the Backlight Colour](#)
- [5 Notices](#)
- [6 Documents / Resources](#)
- [7 Related Posts](#)

Technical Specifications

Properties:

- LED illumination (use in low light conditions)
- 12 multimedia keys (Fn+)
- Outemu RED mechanical switches
- Easy Plug & Play installation Technical Specifications:
- Dimensions (l x d x h): 363 x 140 x 37 mm
- Weight, including cable: 900 g
- Cable length: 180 cm
- USB 11 and higher

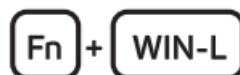
Compatibility:

- Operating system: Microsoft Windows XP/Vista/7/8/10 and Mac OS This product is compatible with Mac OS although some features unsupported by Mac OS may not work properly.

Basic Functions



Locking the Windows key

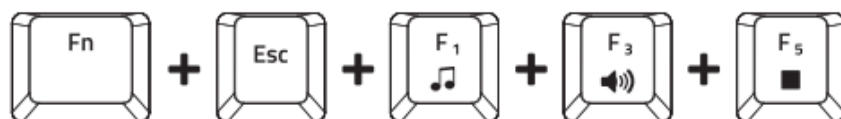


The Windows key can be locked and unlocked using the shortcut

This function is very important for enthusiastic players because it prevents the menu from being accidentally recalled by pressing the Windows key on the keyboard during gameplay.

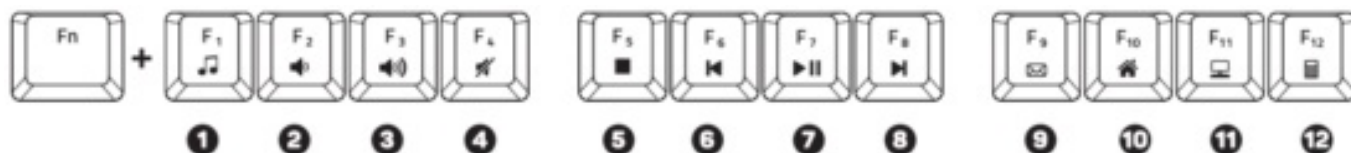
Factory settings

To return the keyboard to the factory settings, press the combination of keys



Multimedia Functions

Activate multimedia functions with key shortcuts in combination with the Fn key.





1. Music player
2. Volume (-)
3. Volume (+)
4. Mute sound
5. Stop

6. Previous track
7. Play/Pause
8. Next track
9. E-mail client
10. Internet browser homepage
11. This PC
12. Calculator



Changing the Backlight Colour

In case of this keyboard, the logo CONNECT IT has 2 backlight options, with the option to switch it off completely.

These options can be toggled by using a combination of keys  + . These modes are: **Static, Breating, and Total Off.**



The keyboard has a total of twenty-two backlight modes available, whose intensity can be customized:

By pressing a combination of keys  +  you can choose between the following colour modes: **Colour, Vanishing, Breathing, and Shadowstep**



By pressing a combination of keys  +  you can choose between the following colour modes: **Halo, Lightstep, Trajectory, and Stomp**

By pressing a combination of keys  +  you can choose between the following colour modes: **Surmount, Hurricane, Rain, and Epicenter**

By pressing a combination of keys  +  you can choose between the following colour modes: **Wave, Criss Cross, Pulse, and Glittering**

Press a combination of keys  +  to start the Custom mode

1. To edit the Custom mode, press  + 2x 
2. LEDs are located next to the logo CONNECT IT that start to flash to indicate that you can start editing

3. Press the keys you want to light up and then press a combination of keys  + 

By pressing a combination of keys  +  you can choose between the following colour modes:

Tranquility, Blizzard, Rumble, and Flow

By pressing a combination of keys  +  you can choose between the following colour modes:


Waterfalls and Harmony

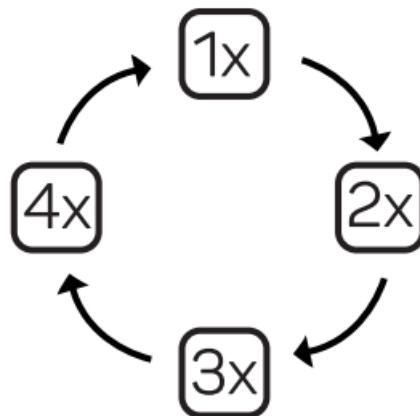
To increase the intensity of the backlight in five levels, press  + 

To reduce the intensity of the backlight to five levels, press  +  (pressing a fifth time will switch off the

backlight entirely)

To increase the repetition rate of the colour effects in six levels press 

To decrease the repetition rate of colour effects in six levels press 



Notices

INSTRUCTIONS AND INFORMATION REGARDING THE DISPOSAL OF USED PACKAGING MATERIALS

Packaging materials and old appliances shall preferably be recycled. The packaging materials of this product can be disposed of as assorted waste. The same applies to plastic bags made of polyethylene (PE) and other materials – please hand them over for recycling.



DISPOSAL OF WASTE ELECTRICAL & ELECTRONIC EQUIPMENT

In accordance with the European Directive 2012/19/EU on waste electrical and electronic equipment (WEEE), this appliance is labeled with this symbol on the product or its packaging to indicate that this product shall not be treated as household waste. It must be disposed of at a collection site for recycling of waste electrical and electronic equipment. The proper disposal of this product helps to prevent adverse impacts on the environment and human health, which could otherwise result from improper waste disposal. The disposal shall be carried out in accordance with waste management regulations. For more detailed information about the recycling of this product contact the local authorities, household waste disposal services or the shop where you have bought the product. For proper disposal, renewal, and recycling, hand the products over to the designated collection sites. Alternatively, in some EU or other European countries, you can return the products to your local dealer when buying an equivalent new product. The proper disposal of this product helps to preserve valuable natural resources and prevent potential adverse impacts on the environment and human health, which could result from improper waste disposal. For details, contact your local authorities or the nearest collection facility. In case of improper disposal of this type of waste, fines may be imposed in accordance with national legislation.

For business entities in the EU countries

If you want to dispose of electrical and/or electronic equipment, please contact your dealer or supplier for the necessary information.

Disposal in other countries outside the European Union

This symbol is valid in the European Union. If you want to dispose of this product, contact your local authorities or your dealer for the necessary information about the proper way of disposal. In accordance with the law, we provide the take-back, processing, and free environmentally friendly disposal of electrical and electronic equipment through the collective system of REMA System, a.s. The main purpose is to protect the environment by ensuring the efficient recycling of waste electrical and electronic equipment.

For the current list of collection sites, see the web www.rema.cloud



This product meets all the basic requirements of the applicable EU directives. It is CE marked. This mark indicates the conformity of the product's technical characteristics with the applicable technical regulations.

The EU Declaration of Conformity is available at www.connectit-europe.com.



**CONNECT IT® is a registered trademark
R202104-IM**



MANUFACTURER

IT TRADE, a.s.

Brtnicka 1486/2

101 00 Praha 10

Czech Republic

tel.: +420 734 777 444

service@connectit-europe.com

www.connectit-europe.com



Documents / Resources



[connect IT CKB-2591-CS Wireless Keyboard](#) [pdf] User Manual
CKB-2591-CS Wireless Keyboard, CKB-2591-CS, Wireless Keyboard

Manuals+.