



connect IT CKB-2010-CS Wireless Keyboard With Touchpad User Manual

[Home](#) » [CONNECT IT](#) » connect IT CKB-2010-CS Wireless Keyboard With Touchpad User Manual 

Contents

- [1 connect IT CKB-2010-CS Wireless Keyboard With Touchpad](#)
- [2 WIRELESS KEYBOARD WITH TOUCH PAD](#)
- [3 Technical Specifications](#)
- [4 Easy Plug & Play installation](#)
- [5 Battery installat ion](#)
- [6 Overview](#)
- [7 Notices](#)
- [8 DISPOSAL OF WASTE ELECTRICAL & ELECTRONIC EQUIPMENT](#)
- [9 Documents / Resources](#)
 - [9.1 References](#)

connect

connect IT CKB-2010-CS Wireless Keyboard With Touchpad



WIRELESS KEYBOARD WITH TOUCH PAD

THANKYOU

FOR BUYING A CONNECT IT PRODUCT.

Do you want to be the first to know about other news of CONNECT IT? Follow us on social media.



#connectit

- Before putting this product into operation please read through the User's Manual carefully, even if you are already familiar with the use of similar products. Use the product only as described in this User's Manual
- Keep this User's Manual for future reference. It is an integral part of the product and may contain important instructions for commissioning this product its operation and cleaning.
- Make sure that all other people handling this product are familiar with this Manual. If you hand the product over to other people, make sure that they read this User's Manual. which shall be given to them together with the product.

We recommend keeping the original packaging of the product, proof of purchase and the warranty card, if supplied, at least for the warranty period. In case of transport we recommend packing the product in the original packaging, in which it has been delivered in, as it protects it best against damage during transport. Scan this QR code to get the latest version of the User's Manual. In your smartphone, open the QR code reader application and point the smartphone at this code – the page for downloading the latest version of the User's Manual will open:



You can also find the latest version of the User's Manual on our website www.connectit-europe.com
The text and technical specifications are subject to change

Technical Specifications

- 2.4 GHz wireless technology
- 18 multimedia & function keys (FN+)
- Extra left and right mouse buttons for easy operation
- High resolution touchpad
- Low-profile keys
- Standard keyboard layout
- Operating range of nano receiver up to 10 m
- Power: 2x AAA batteries (included)
- Interface: USB 1.1 and higher
- Compatibility:
- Operating system: Windows & Mac OS
- Support of Smart TV (most of LG and Samsung), Android OS devices and others

Easy Plug & Play installation

1. Turn on your PC or smart TV
2. Plug the nano receiver into a USB port
3. Wait for installation of drivers

Battery installation

1. Remove the battery cover on the bottom side of the keyboard.
2. Insert 2x AAA battery into the keyboard and be sure that you are inserting the battery in correct direction according to their polarity.
3. Close the battery cover.

Notes,




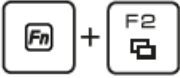


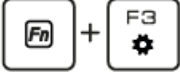


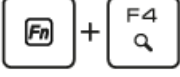
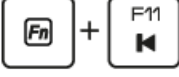

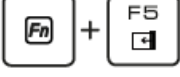
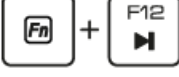

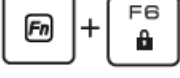
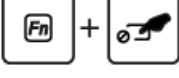

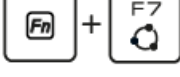
When the battery is low, LED indicator flashes every 5 seconds.

Overview

Touchpad gestures

- Single finger slide – Mouse cursor manipulation
- Single tap – Left mouse click
- Slide Two fingers vertically – Vertical scroll (mouse wheel)
- Place two fingers on the screen and pinch in or stretch out – Zoom in/zoom out

Multimedia and function keys

	Internet Browser		Music Player		Mute
	Task view Interface		Play/Pause		Volume Down
	Control panels/ PC settings		Stop		Volume Up
	Search		Previous Track		Back
	Action Center		Next Track		Forward
	Lock screen		On/Off Touchpad		Favourite
	Sleep				

Unable to process the file. Please check if the file has sufficient permissions and allows access and is not corrupt.

Notices



INSTRUCTIONS AND INFORMATION REGARDING THE DISPOSAL OF USED PACKAGING MATERIALS Packaging materials and old appliances shall preferably be recycled. The packaging materials of this product can be disposed of as sorted waste. The same applies to the plastic bags made of polyethylene (PE) and other materials – please hand them over for recycling.

DISPOSAL OF WASTE ELECTRICAL & ELECTRONIC EQUIPMENT

In accordance with the European Directive 2012/19/EU on waste electrical and electronic equipment (WEEE), this appliance is labeled with this symbol on the product or its packaging to indicate that this product shall not be treated as household waste. It must be disposed of at a collection site for recycling of waste electrical and electronic equipment. The proper disposal of this product helps to prevent adverse impacts on the environment and human health, which could otherwise result from improper waste disposal. The disposal shall be carried out in accordance with waste management regulations. For more detailed information about the recycling of this product, contact the local authorities, household waste disposal services or the shop where you have bought the product. For proper disposal, renewal and recycling, hand the products over to the designated collection sites. Alternatively, in some EU or other European countries, you can return the products to your local dealer when buying an equivalent new product. The proper disposal of this product helps to preserve valuable natural resources and

prevent potential adverse impacts on the environment and human health, which could result from improper waste disposal. For details, contact your local authorities or the nearest collection facility. In case of improper disposal of this type of waste, fines may be imposed in accordance with national legislation.

For business entities in the EU countries


If you want to dispose of electrical and/or electronic equipment, please contact your dealer or supplier for the necessary information. Disposal in other countries outside the European Union

This symbol is valid in the European Union.

If you want to dispose of this product, contact your local authorities or your dealer for the necessary information about the proper way of disposal. In accordance with the law, we provide the take-back, processing and free environmentally friendly disposal of electrical and electronic equipment through the collective system of REMA Systém, a.s.

The main purpose is to protect the environment by ensuring the efficient recycling of waste electrical and electronic equipment. For the current list of collection sites, see the web www.rema.cloud.by This product meets all the basic requirements of the applicable EU directives. It is CE marked. This mark indicates the conformity of the product's technical characteristics with the applicable technical regulations. The EU Declaration of Conformity is available at www.connectit-europe.com

Documents / Resources

 <p>connect IT CKB-2010-CS Wireless Keyboard With Touchpad</p> <p>WIRELESS KEYBOARD WITH TOUCHPAD KABELLOVÝ TASTATURNÝ S TUCHPADOM KABELLOVÝ KLAVIŠNICA S TUCHPADOM KABELLOVÝ KLAVIŠNICA S TUCHPADOM KABELLOVÝ KLAVIŠNICA S TUCHPADOM</p>	<p>connect IT CKB-2010-CS Wireless Keyboard With Touchpad [pdf] User Manual</p> <p>CKB-2010-CS Wireless Keyboard With Touchpad, CKB-2010-CS, Wireless Keyboard With Touchpad, Keyboard With Touchpad, Touchpad</p>
--	--

References

- [User Manual](#)

Manuals+ Privacy Policy

This website is an independent publication and is neither affiliated with nor endorsed by any of the trademark owners. The "Bluetooth®" word mark and logos are registered trademarks owned by Bluetooth SIG, Inc. The "Wi-Fi®" word mark and logos are registered trademarks owned by the Wi-Fi Alliance. Any use of these marks on this website does not imply any affiliation with or endorsement.