


CONDUCTIX wampfler 0843 Conductor Rail System



CONDUCTIX wampfler 0843 Conductor Rail System User Guide

[Home](#) » [Conductix Wampfler](#) » CONDUCTIX wampfler 0843 Conductor Rail System User Guide 

Contents

- [1 CONDUCTIX wampfler 0843 Conductor Rail System](#)
- [2 Product Information](#)
- [3 Product Usage Instructions](#)
- [4 Quick Guide](#)
- [5 Xline 0843 Conductor Rail System](#)
- [6 Documents / Resources](#)
 - [6.1 References](#)
- [7 Related Posts](#)



CONDUCTIX wampfler 0843 Conductor Rail System



Product Information

Specifications

- **Product Name:** Conductor Rail System Xline 0843
- **Model Number:** MV0843-0001-EN

Product Usage Instructions

- **System Overview Xline 0843**

To get an overview of the Xline 0843 Conductor Rail System, refer to the animation at MOV0843-0001.

- **Mounting Hanger Clamps**

For mounting hanger clamps, follow the instructions provided in the animation at MOV0843-0002.

- **Connecting Conductor Rails**

To connect conductor rails, refer to the animation at MOV0843-0003.

- **Current Collector**

Learn about the current collector installation by watching the animation at MOV0843-0004.

- **Mounting End Cap**

Install the mounting end cap using the guidelines in the animation at MOV0843-0005.

Frequently Asked Questions (FAQ)

- **Q: Can I use the Xline 0843 Conductor Rail System outdoors?**

A: The Xline 0843 Conductor Rail System is designed for indoor use only and should not be exposed to outdoor elements.

- **Q: How do I contact customer support for assistance?**

A: You can reach our customer support team by phone at +49 (0) 7621 662-0 or via email at info.de@conductix.com .

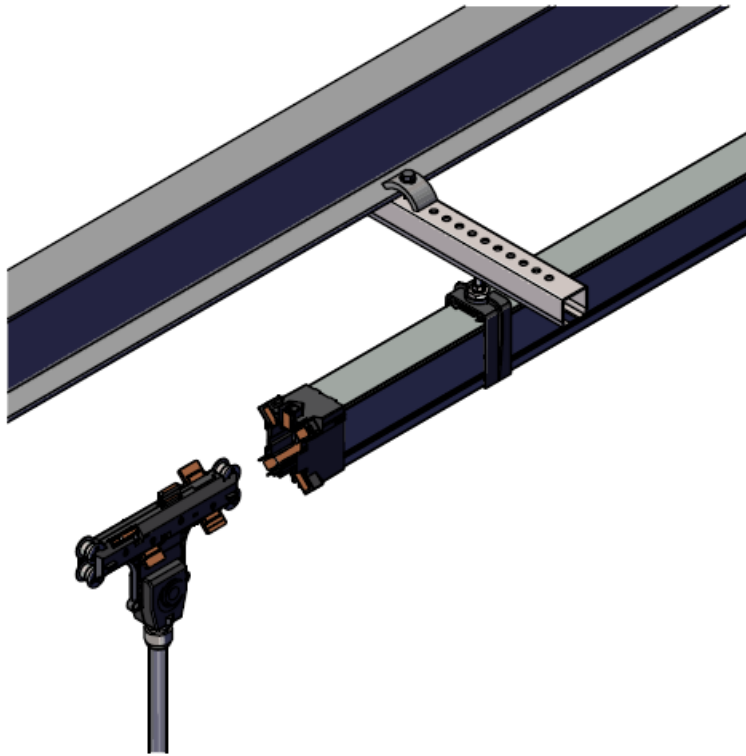
Quick Guide

Conductor Rail System Xline 0843

NOTICE!

The animations do not replace the Installation Instruction. Please refer also to Technical Documentation („BAL0843-0001“)!

Xline 0843 Conductor Rail System



Please click the hyperlink or scan the code to start each animation:

- System Overview Xline 0843:

[MOV0843-0001](#)



- Mounting Hanger Clamps:

[MOV0843-0002](#)



- Connecting Conductor Rails:

[MOV0843-0003](#)



- Current Collector:

[MOV0843-0004](#)



- Mounting End Cap:

[MOV0843-0005](#)



- Mounting End Feed with Anchor Point:

[MOV0843-0006](#)



- Current Collector to Towing Device:

[MOV0843-0008](#)



- Mounting Support Arm (near-wall):

[MOV0843-0009](#)



- Cutting Conductor Rails:

[MOV0843-0010](#)




Notes:

- Conductix-Wampfler GmbH Rheinstraße 27 + 33
- 79576 Weil am Rhein – Märkt Germany
- **Phone:** +49 (0) 7621 662-0
- **Fax:** + 49 (0) 7621 662-144

- info.de@conductix.com
- www.conductix.com

Documents / Resources

	<p>CONDUCTIX wampfler 0843 Conductor Rail System [pdf] User Guide 0843, 0843 Conductor Rail System, Conductor Rail System, Rail System, System</p>
---	--

References

- [Conductix Wampfler Global | We move your business](#)
- [MOV0843-0001 on Vimeo](#)
- [MOV0843-0003 on Vimeo](#)
- [MOV0843-0005 on Vimeo](#)
- [MOV0843-0006 on Vimeo](#)
- [MOV0843-0008 on Vimeo](#)
- [MOV0843-0009 on Vimeo](#)
- [MOV0843-0010 on Vimeo](#)
- [MOV0843-0002 on Vimeo](#)
- [MOV0843-0004 on Vimeo](#)
- [User Manual](#)

[Manuals+](#), [Privacy Policy](#)

This website is an independent publication and is neither affiliated with nor endorsed by any of the trademark owners. The "Bluetooth®" word mark and logos are registered trademarks owned by Bluetooth SIG, Inc. The "Wi-Fi®" word mark and logos are registered trademarks owned by the Wi-Fi Alliance. Any use of these marks on this website does not imply any affiliation with or endorsement.