



CONCEPTRONIC LORCAN01B 4-Button Bluetooth Mouse Installation Guide

[Home](#) » [CONCEPTRONIC](#) » CONCEPTRONIC LORCAN01B 4-Button Bluetooth Mouse Installation Guide

Contents [[hide](#)]

- [1 LORCAN01B 4-Button Bluetooth Mouse](#)
- [2 | CONCEPTRONIC](#)
 - [2.1 Quick Installation Guide](#)
 - [2.2 Installation](#)
 - [2.3 System Requirement](#)
 - [2.4 Specifications](#)
- [3 Documents / Resources](#)
- [4 Related Posts](#)

LORCAN01B 4-Button Bluetooth Mouse



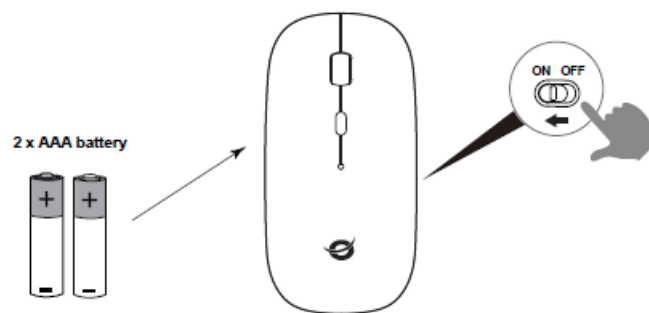
WWW.CONCEPTRONIC.NET

Quick Installation Guide

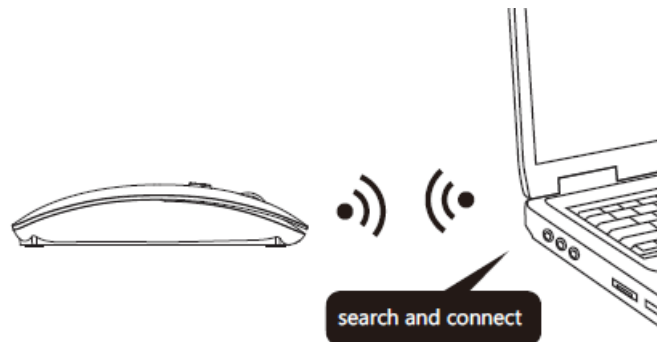
LORCAN01B



Installation



Pairing



System Requirement

- Supported operating system: Windows 10, Mac OS 10.6 and higher

Specifications

- Bluetooth version: 5.0
- Frequency range: 2402-2480MHz
- EIRP: 6 dBm
- Rated voltage: 3V

1. Open the battery compartment on the bottom of the mouse. Insert the included AAA battery in the mouse. Close the battery compartment.
2. Turn on your tablet or PC and go to the Bluetooth setting window.
3. Turn on your Bluetooth device.

4. The Bluetooth device will be showing on the tablet or PC.
5. Pair your device with the unit. If password is needed, type in "0000".

Product Support: support@conceptronic.net

Safety & Warnings instructions:

Keep the device away from water, humidity, fire or hot environments.

Keep your device and all its parts and accessories out of the reach of small children.

Avoid dropping, throwing or crushing the device.

Do not open, change or damage the device.

Do not mix new and old batteries or batteries of different types.

If a battery leaks, keep the leaked fluid from touching your skin, eyes, clothes, or other surfaces.

Observe signs and notices that prohibit or restrict the use of electronic devices.

Turn off your device in any location where instructed to do so.

Turn off your device before cleaning.


Disposal of waste electrical equipment and batteries: Do not dispose of waste electrical equipment and batteries with household waste. Please hand them to your local recycling point. Batteries should be fully discharged when disposed of. Incorrect storage/disposal can harm the environment and/or cause injury.

CE marking: Conceptronic declares that this product complies with the directives listed in the section 'Declaration of Conformity'.

Digital Data Communications GmbH – Im Defdahl 10 F, 44141 Dortmund, Germany

CONCEPTRONIC® is a registered trademark of Digital Data Communications GmbH
© Copyright Digital Data Communications GmbH. All Rights Reserved.

Documents / Resources

	<p>CONCEPTRONIC LORCAN01B 4-Button Bluetooth Mouse [pdf] Installation Guide LORCAN01B 4-Button Bluetooth Mouse, LORCAN01B, 4-Button Bluetooth Mouse, Button Bluetooth Mouse, Bluetooth Mouse, Mouse</p>
---	---