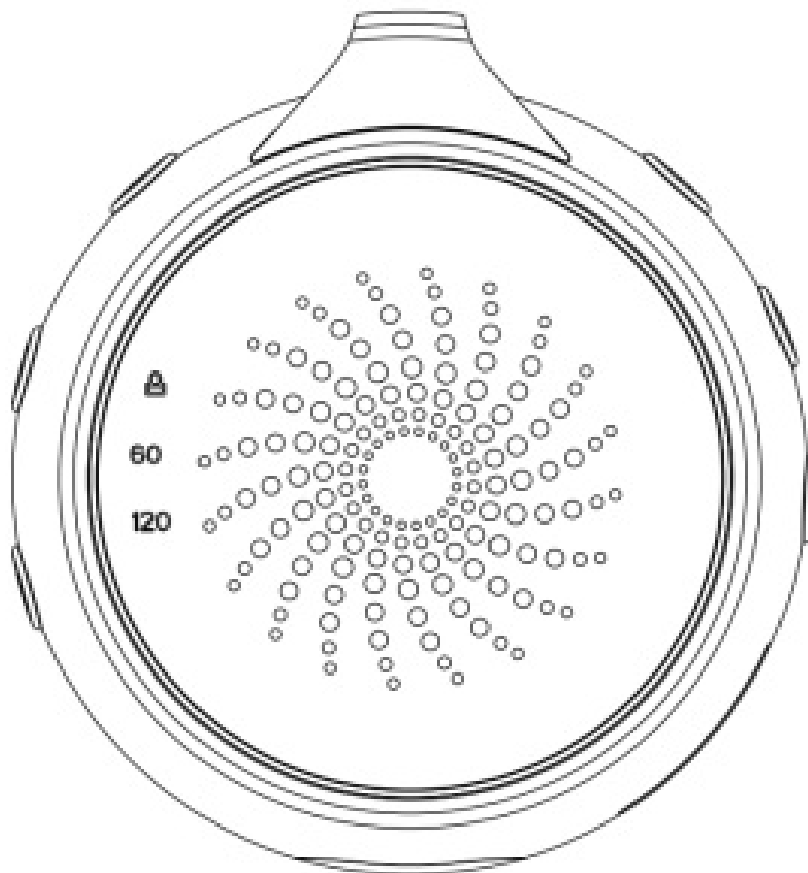




COMSYNC CS-WN01 Portable White Noise Machine for Travel User Manual

[Home](#) » [COMSYNC](#) » COMSYNC CS-WN01 Portable White Noise Machine for Travel User Manual 

COMSYNC PORTABLE WHITE NOISE MACHINE FOR TRAVEL



**CS-WN01
User Manual**

Contents

- [1 IMPORTANT SAFETY INSTRUCTIONS](#)
- [2 KNOWING YOUR WHITE NOISE MACHINE](#)
- [3 USING YOUR WHITE NOISE MACHINE](#)
- [4 TROUBLESHOOTING](#)
- [5 WARRANTY AND SERVICE](#)
- [6 Documents / Resources](#)
- [7 Related Posts](#)

IMPORTANT SAFETY INSTRUCTIONS

READ AND FOLLOW ALL SAFETY INFORMATION AND INSTRUCTIONS.
KEEP FOR FUTURE REFERENCE.

When using an electrical appliance, basic precautions should always be followed, including the following:

- To ensure a correct and safe installation, usage, and functioning of the product, always follow these instructions carefully and keep them for future reference.
- Use ONLY the provided USB-C cable and AC power adapter.
- For stability and enough brightness, ensure an input power of more than 5V 1A by power adapter.
- The luminaire cannot be replaced, please do not dismantle or modify it by yourself. Otherwise, it will be deemed a waiver of warranty.

Always ask professional electricians or authorized technicians for repair.

- DO NOT place or operate near extreme heat sources, moisture, or corrosive substances.
- DO NOT operate any light with a damaged cord or after a malfunction occurs, or damage in any manner. Discard the light, or return it to an authorized service facility for examination or repair.
- Always unplug prior to installation, maintenance, or repair activities.
- DO NOT remove the power plug with wet hands as it may cause electrical shock.
- Follow local ordinances and recycling instructions regarding disposal or recycling of the device and device components.
- If you have any product problems or report an unexpected situation during use, please contact Customer Support at yb.luo@ilifart.com

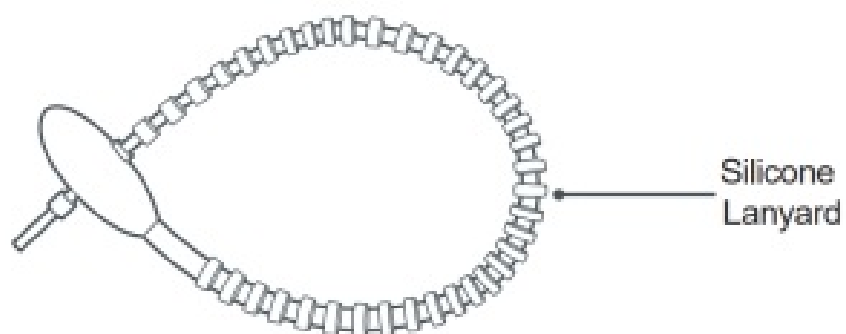
THIS IS AN ELECTRIC LAMP – NOT A TOY! TO AVOID RISK OF FIRE, BURNS, PERSONAL INJURY AND ELECTRIC SHOCK IT SHOULD NOT BE PLAYED WITH OR PLACED WHERE SMALL CHILDREN CAN REACH IT

Specifications

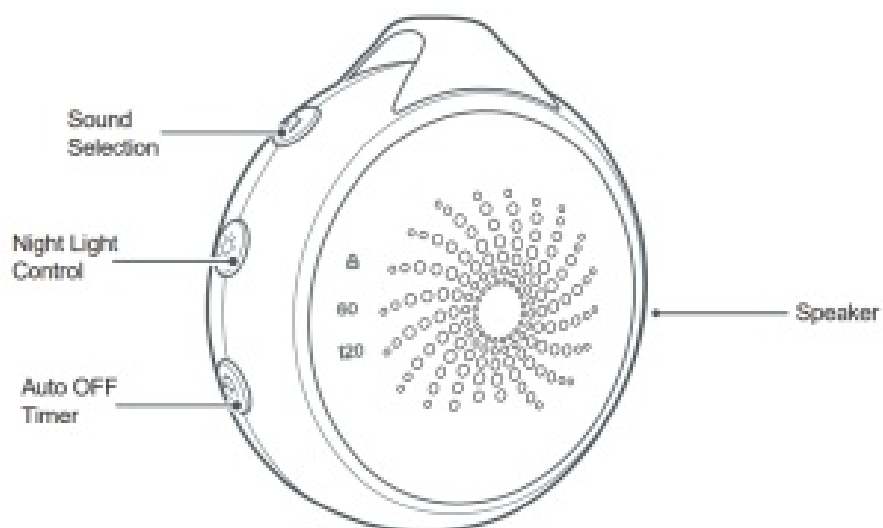
Model	CS-WN01
Material	PC + ABS + Silicone
Input	DC 5V 1A
Power	Light 0.17W, Speaker MAX 2W
Battery Capacity	2000mAh
Waterproof Level	IPX5+C31 (to be evaluated)
Charging Time	to be measured

KNOWING YOUR WHITE NOISE MACHINE

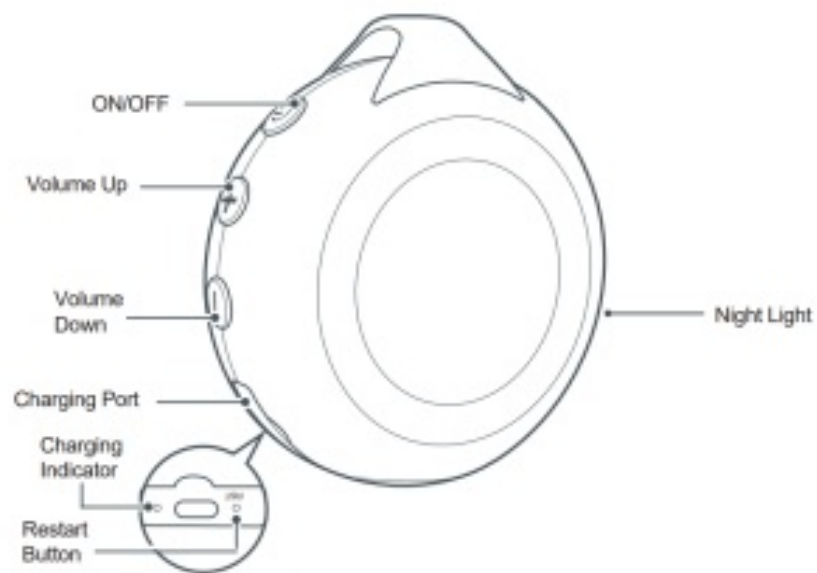
- User Manual x 1
- USB-C Cable x 1



FRONT



REAR






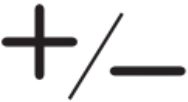















USING YOUR WHITE NOISE MACHINE








Short press



Press and hold

 ON/OFF		Turn-ON/OFF: Short press to turn on/off the white noise machine.
		Turn OFF Sounds & Night Light Press and hold to turn off sounds & night light.
 Volume Up/ Down		Short press to control Volume by step (6 Levels).
 Sound Selection		Repeatedly press to cycle 12 sounds.
 Night Light Control		Turn-ON/OFF: Press and hold to turn ON/OFF Night Light.
		Brightness Control: Short press to adjust brightness (50% / 100%).
 Auto OFF Timer		Turn ON: · Repeatedly press to cycle through 60 -> 120 -> timer OFF. · When time is up, all sounds, night light, and indicators will turn off.
		Turn-ON/OFF Child Lock Press and hold  for 5 seconds to turn on/off the child lock.
 Factory Reset		Press and hold  and  simultaneously for 5 seconds to restore your white noise machine to factory settings.
 Charging Indicator		Solid red—Charging Solid green—Fully charged Flashes red—Low battery

TROUBLESHOOTING

	Wipe with a dry cloth to clean and get rid of dust on a regular basis.
	Do not immerse in water or liquids.
	The light shall not be collided or crushed.
	Avoid contact with sharp objects and strong chemicals.
	When not in use for a long period of time, it is recommended to store in a cool, dry location.

WARRANTY AND SERVICE

Thanks for choosing COMSYNC Portable White Noise Machine for Travel.

This product is covered with COMSYNC product and labor warranty for 12 months from the date of its original purchase.


The warranty will not apply in cases of:

- Accident, misuse, or repairs performed by unauthorized personnel.
- Any unit that has been tampered with or used for commercial purposes.
- Normal wear and tear of wearable parts.
- Use of force, damage caused by external influences.
- Damage caused by non-observance of the User Manual, e.g. connection to an unsuitable mains supply or non-compliance with the instructions.
- Partially or completely dismantled appliances.
- Defects caused by or resulting from damages from shipping or from repairs, service, or alteration to the product or any of its parts that have been performed by a repair person not authorized by TaoTronics.

We can only provide after-sales service for products that are sold by TaoTronics or TaoTronics authorized retailers and distributors. If you have purchased your unit from a different place, please contact your seller for return and warranty issues.

※Please have your invoice and order ID ready before contacting Customer Support.

Documents / Resources

<div data-bbox="148 105 266 143" data-label="Text"><p>COMSYNC PORTABLE WHITE NOISE MACHINE FOR TRAVEL</p></div> <div data-bbox="153 152 261 266" data-label="Image"></div> <div data-bbox="188 280 228 297" data-label="Text"><p>CS-WN01 User Manual</p></div>	<div data-bbox="317 165 1342 237" data-label="Text"><p>COMSYNC CS-WN01 Portable White Noise Machine for Travel [pdf] User Manual CS-WN01, Portable White Noise Machine for Travel</p></div>
---	---