



COMSOON J29 Bluetooth Receiver User Manual

[Home](#) » [Comsoon](#) » COMSOON J29 Bluetooth Receiver User Manual 

Contents

- [1 COMSOON J29 Bluetooth Receiver](#)
- [2 Features](#)
- [3 Specifications](#)
- [4 Product Diagram](#)
- [5 Charge the device](#)
- [6 Operations](#)
- [7 LEO Indicator](#)
- [8 Trouble Shooting](#)
- [9 Packing List](#)
- [10 FCC Compliance Statement](#)
- [11 RF Exposure Compliance Statement](#)
- [12 CORRECT DISPOSAL OF THIS PRODUCT](#)
- [13 Documents / Resources](#)



COMSOON J29 Bluetooth Receiver



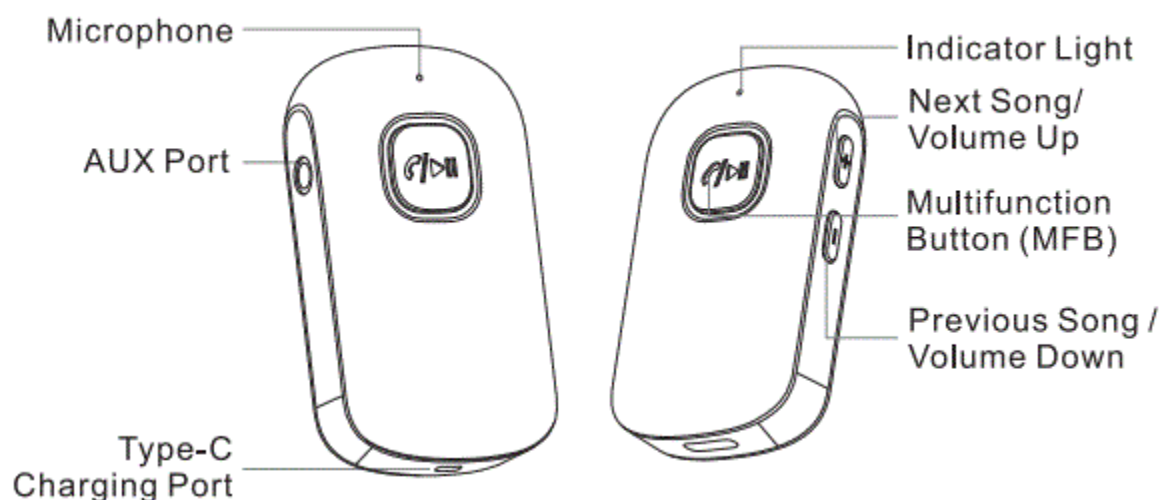
Features

1. Pair with mobile phone/MP3/Tablet, etc. and turn your old car stereo/home stereo/3.5mm wired headphones into wireless.
2. Automatically connects to the last connected device.
3. Keep pairing with 2 Bluetooth devices at the same time.
4. The built-in microphone can be used to answer hands-free calls.
5. The latest noise cancellation technology provides excellent call quality.
6. The built-in battery has a long battery life of more than 10 hours.
7. Compatible with iOS and Android devices.
8. Bluetooth V5.0 with low power consumption.

Specifications

- **Bluetooth Version:** 5.0
- **Frequency Range:** 2.4GHz
- **Output Power Category:** Class2
- **Bluetooth Mode:** HFPIHSP1A2DPIAVRCP
- **Bluetooth Range:** up to 33feet
- **Battery:** 250mAh
- **Working Current:** 15-20mA
- **Charge Voltage:** DC 5.0V
- **Charge Current:** 150mA

Product Diagram



Charge the device

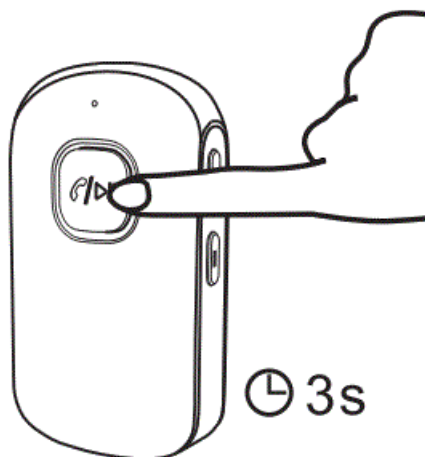
1. Please fully charge the product before first use, the indicator will stay red during charging, and turn off when finished.
2. When the device is in low power state, the indicator light will flash red, please charge it in time with DC 5V power supply input only. (Do not use power supply higher than 5V)

Note:

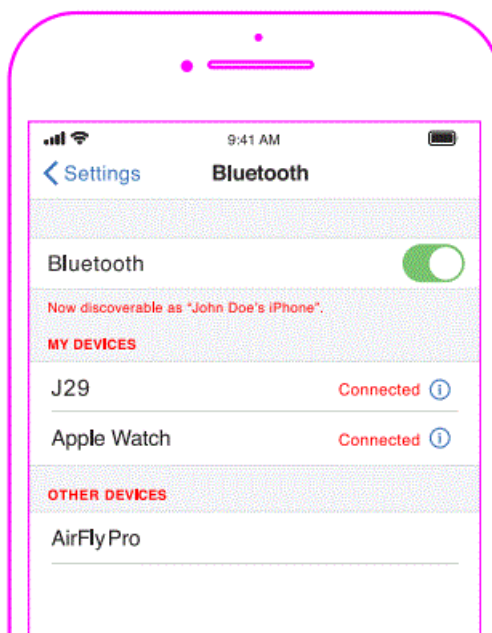
Charge the product at least once every 3 months when not using for a long time.

Pair with your Bluetooth enabled smartphones, tablets, etc.

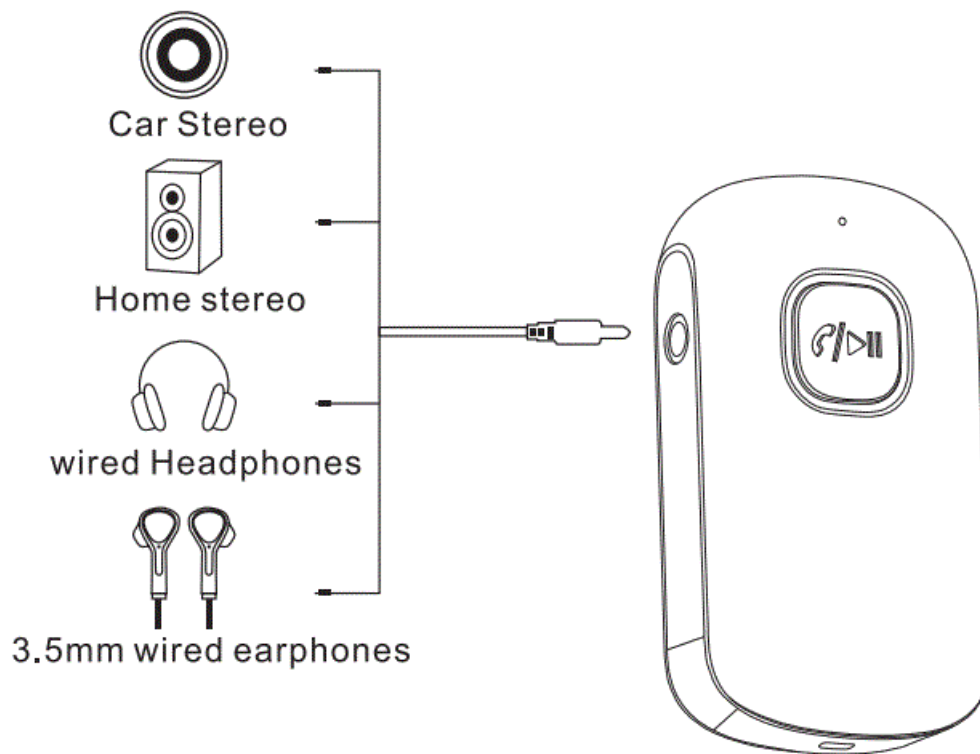
1. Power alternant, on which the receiver, means it's the in indicator pairing light mode. flashes red and blue alternant, which means it's in pairing mode.



2. Turn on the Bluetooth function of your smart device, search for "J29" and connect.



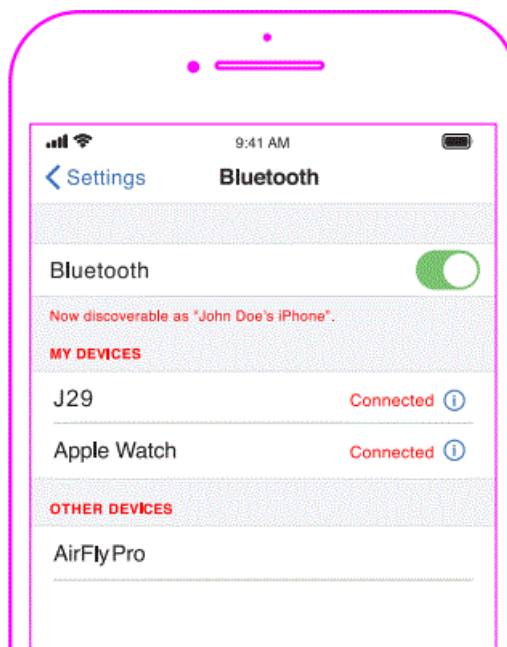
3. Connect the product to the AUX INPUT port of your desired source, like headphone/home speaker or car stereo system with provided 3.5mm audio cable, or plug your old 3.5mm wired earphone into the device



4. Now you can enjoy music wirelessly or answer hands-free calls

Pair with second smartphones, tablets, etc.

1. After successfully pairing with the first smartphone, turn off the Bluetooth function of the first smartphone, and the product will enter the pairing mode again.
2. Turn on the Bluetooth function of the second smartphone, search for N J29" and connect"



3. Turn on the Bluetooth function of the first smartphone, select" J29 N in your pairing history.
4. Now two smartphones have connected to the receiver at the same time.

Operations

Function	Operation
Power On/Off	Long press the “MFB” for 3 seconds
Play/Pause/Answer/Hang up	Press the “MFB” once
Reject a call	Long press the “MFB” for 2 seconds
Redial the last number	Press the “MFB” twice
Volume Up/Down	Long press the “+”/“-” button
Next/Previous Song	Press the “+”/“-” button once

LEO Indicator

Power On:	Indicator turns blue
Pairing:	Indicator flashes blue and red
Connected:	Indicator flashes blue once every 5 seconds
Battery Low:	Indicator flashes red
Charging:	Indicator stays red
Charging finished:	Indicator goes off
Power Off:	Indicator flashes red then goes off

Auto-Connect:

The product will automatically pair with the last connected device, when next turned on. (Before turning on the Bluetooth receiver, turn on the Blue tooth feature of your smart device.)

Auto Power Off:

The product will power off automatically if not paired with any device in 5 minutes.

Trouble Shooting

Q1: The product can't pair with your Bluetooth enabled phone, MP3, etc.

1. Please make sure you have powered on the receiver, and the indicator light flashes red and blue alternant.
2. Clear the paring list of your Bluetooth enabled phone, MP3, etc. then try again

Q2: The Bluetooth range or the sound quality is not good.

Bluetooth signal can be blocked by surrounding objects and reduce the audio quality, please put it in the right position without barrier between adapter and your phone (or other devices).

Packing List

- Bluetooth Receiver “” 1
- 3.5mm Male to Male Connector* 1
- 3.5mm Audio Cable “” 1
- Type-C Charging Cable• 1
- User Manual “” 1

FCC Compliance Statement

Changes or modifications not expressly approved by the party responsible for compliance could void the user's authority to operate the equipment. This equipment has been tested and found to comply with the limits for a Class B digital device, pursuant to Part 15 of the FCC Rules. These limits are designed to provide reasonable protection against harmful interference in a residential installation. This equipment generates, uses and can radiate radio frequency energy and, if not installed and used in accordance with the instructions, may cause harmful interference to radio communications. However, there is no guarantee that interference will not occur in a particular installation. If this equipment does cause harmful interference to radio or television reception, which can be determined by turning the equipment off and on, the user is encouraged to try to correct the interference by one or more of the following measures:

- Reorient or relocate the receiving antenna.
- Increase the separation between the equipment and receiver.
- Connect the equipment into an outlet on a circuit different from that to which the receiver is connected
- Consult the dealer or an experienced radio/ TV technician for help

RF Exposure Compliance Statement


This equipment complies with FCC radiation exposure limits set forth for an uncontrolled environment. This transmitter must not be co-located or operating in conjunction with any other antenna or transmitter.

CORRECT DISPOSAL OF THIS PRODUCT



(Waste Electrical & Electronic Equipment) This marking shown on the product or its literature, indicates that it should not be disposed with other household wastes at the end of its working life. To prevent possible harm to the environment or human health from uncontrolled waste disposal, please separate this from other types of wastes and recycle it responsibly to promote the sustainable reuse of material resources. Household user should contact either the retailer where they purchased this product or their local government office for details of where and how they can take this item for environmentally safe recycling. Business users should contact their supplier and check the terms and conditions of the purchase contract. This product should not be mixed with other commercial wastes for disposal.

Documents / Resources

	<p>COMSOON J29 Bluetooth Receiver [pdf] User Manual J29, J29 Bluetooth Receiver, Bluetooth Receiver, J29 Receiver, Receiver</p>
---	--