

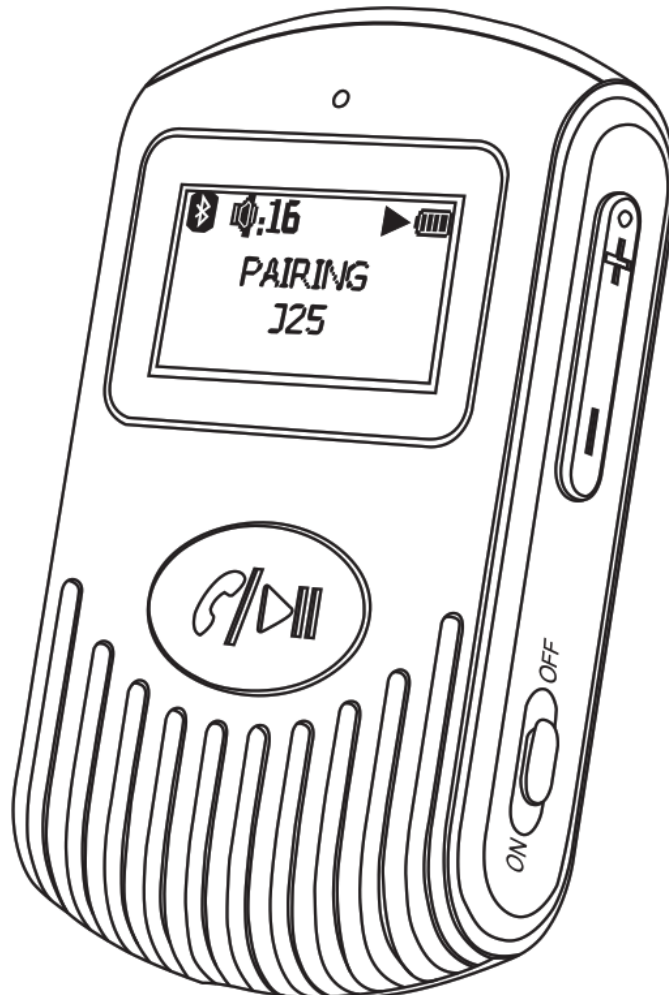


COMSOON J25 Bluetooth Receiver with LCD Screen Portable AUX Bluetooth 5.0 Adapter User Manual

[Home](#) » [Comsoon](#) » COMSOON J25 Bluetooth Receiver with LCD Screen Portable AUX Bluetooth 5.0 Adapter User Manual 

COMSOON

J25 Bluetooth Receiver with LCD Screen Portable AUX Bluetooth 5.0 Adapter
User Manual



Contents

1 Features:

2 Specifications:

3 Product Diagram

4 Charge the device

5 Pair with your Bluetooth-enabled smartphones, tablets, etc.

6 Operations:

7 Trouble Shooting

8 CORRECT DISPOSAL OF THIS PRODUCT

9 Documents / Resources

10 Related Posts

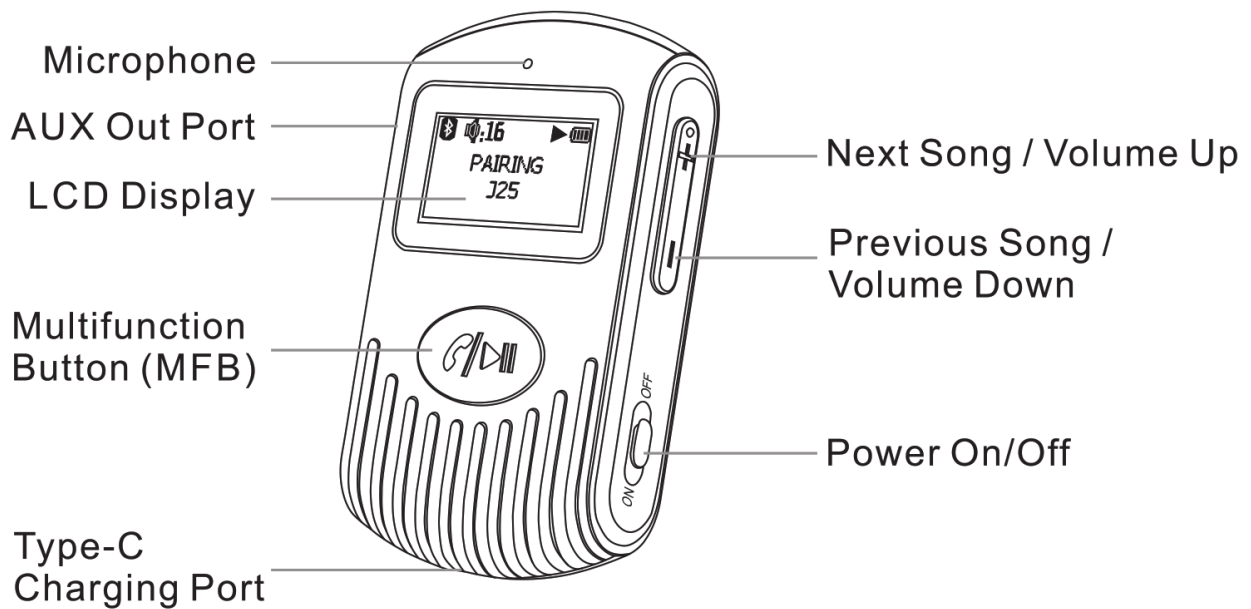
Features:

1. Receive Bluetooth audio from mobile phone / Mp3 / tablet etc. and send it to the car stereo, boat stereo, home speakers, and headphones via the AUX-IN port. Or plug a 3.5 mm wired earphone into this device to listen to music directly.
2. LCD screen shows Bluetooth connection, volume, play status, battery level, and connected devices.
3. Noise cancellation tech for superb calling quality.
4. Double link function for connecting 2 devices at the same time.
5. Built-in mic for answering hands-free calls.
6. Auto-connect the last connected device.
7. Slide switch for easy power on/off.
8. Compatible with iOS and Android devices.

Specifications:

Bluetooth Version:	5.0
Frequency Range:	2.402-2.480GHz
Output Power Category:	Class2
Bluetooth Mode:	HFP/HSP/A2DP/AVRCP
Bluetooth Range:	up to 33feet
Battery:	250mAh
Working Current:	30mA(When phone volume is 70%)
Charge Voltage:	DC 5.0V
Charge Current:	150-170mA

Product Diagram



Charge the device

1. Please fully charge the product before using it for the first time. While charging, the battery icon on the LCD screen will flash and become full when charging is complete.
2. There will be a beep when this device is a low battery, then please charge it in time with DC 5V power supply input. (Do not use power supply higher than 5V)


Note: Charge the product at least once every 3 months when not used for a long time.

Pair with your Bluetooth-enabled smartphones, tablets, etc.

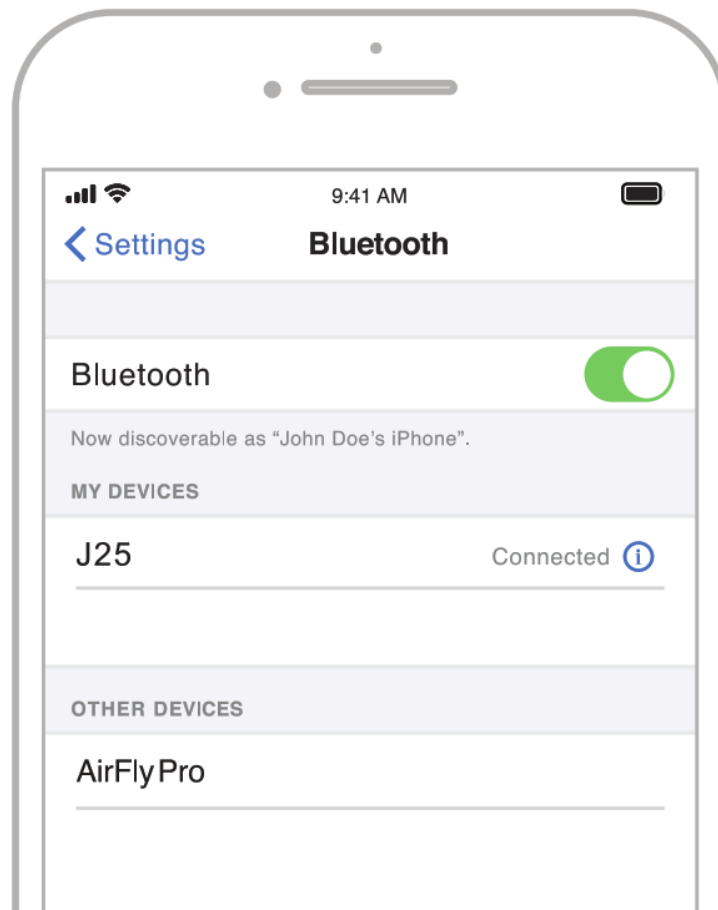
1. Slide the switch to the "ON" side.



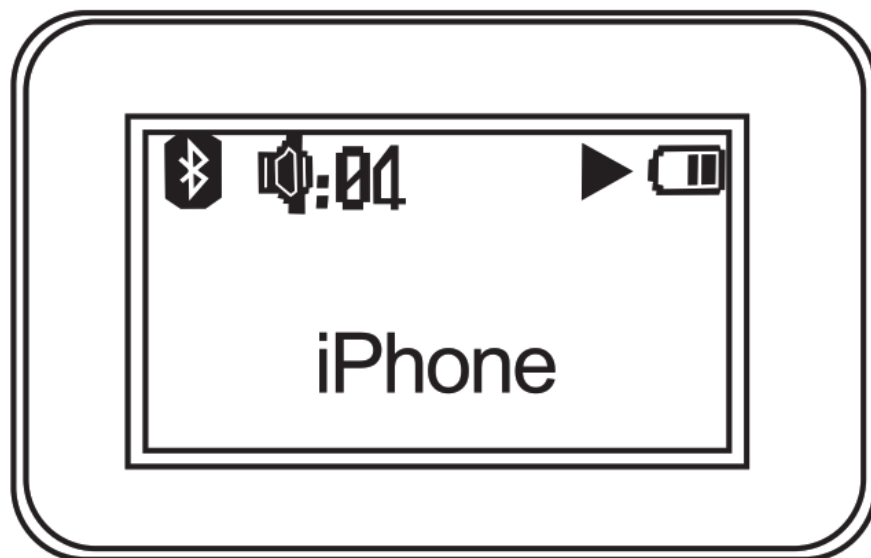
2. The Bluetooth icon on the LCD display will flash, which means it's in pairing mode.



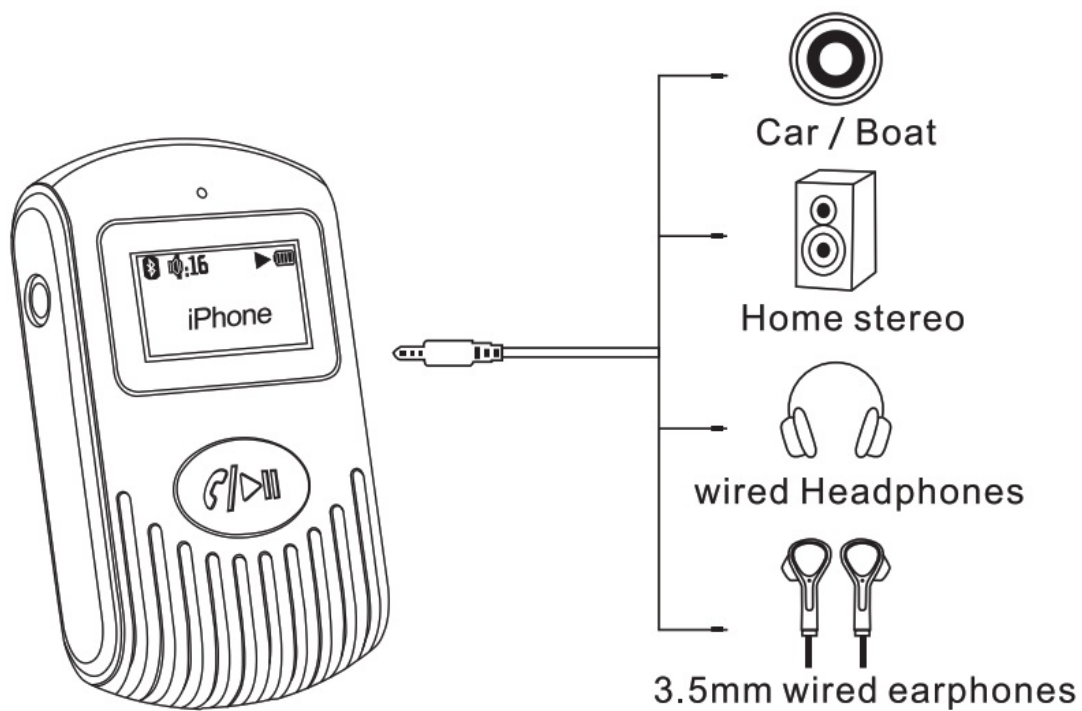
3. Turn on the Bluetooth function of your smart device, search for "J25" and connect.



4. Connected successfully, the Bluetooth icon will stop flashing, and the display will show the name of the connected device.



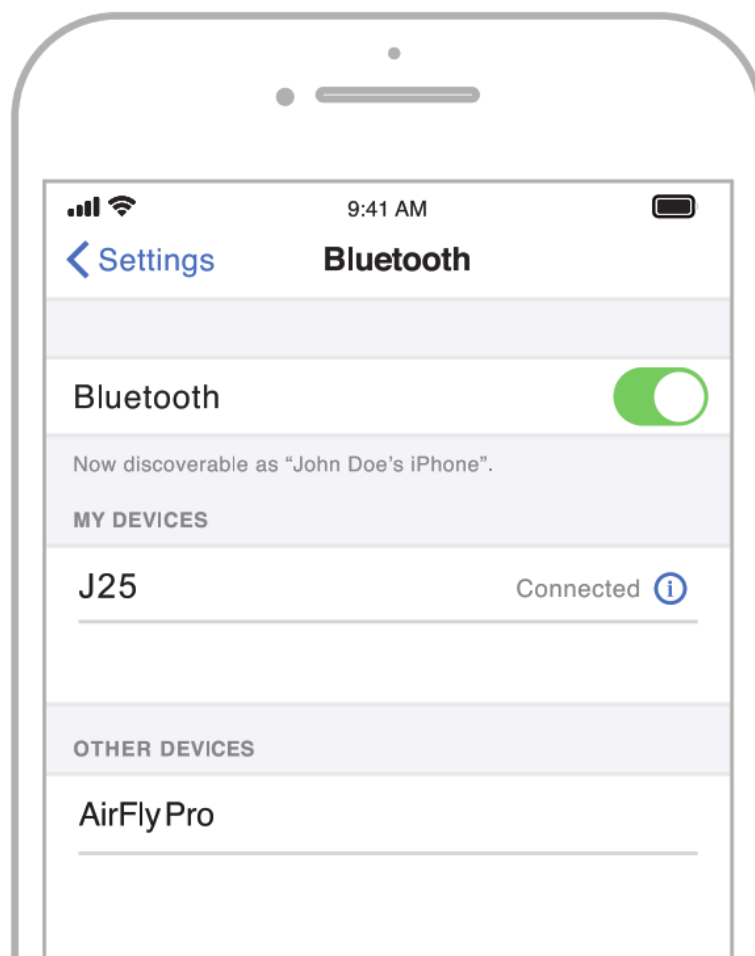
5. Connect J25 to the AUX-in port of your desired sources with the provided 3.5 mm audio cables, such as car, boat, home speakers, and headphones; Or plug old 3.5 mm wired headphones into the J25.



6. Now you can enjoy music wirelessly, or answer hands-free calls.

Pair with second smartphones, tablets, etc.

1. After paired with the first smartphone successfully, turn off the Bluetooth function of the first smartphone, and the product will enter pairing mode again.
2. Turn on the Bluetooth function of the second smartphone, search for “J25” and connect.



3. Turn on the Bluetooth function of the first smartphone, select and connect “J25” in your pairing history.
4. Now two smartphones have connected with J25 simultaneously.



Note: The default play source is the first connected device. If you want to switch the playback device, please hit pause on the current device, then hit play on the other device.

Operations:

Function	Operation
Power On/Off	Slide the “ON/OFF” switch
Play/Pause/Answer/Hang-up	Press the “MFB” once
Reject a call	Long press the “MFB”
Redial the last number	Press the “MFB” twice
Volume Up/Down	Long press the “+”/“-” button
Next/Previous Song	Press the “+”/“-” button once

Auto-Connect:

The product will automatically connect to the last paired Bluetooth device when you turn it on the next time.

Auto Power Off:

The product will power off automatically if not paired with any device in 5 minutes.

Trouble Shooting

Q1: The product can't pair with your Bluetooth-enabled phone, MP3, etc.

1. Please make sure the receiver is in pairing mode.
2. Turn off J25 and Bluetooth of your phone, MP3, etc. then turn it on and try again.

Q2: The Bluetooth range or the sound quality is not good.

Bluetooth signal can be blocked by surrounding objects and reduce the audio quality, please put it in the right position without a barrier between the adapter and your phone (or other devices).

Packing List

Bluetooth Receiver *1

Type-C Charging Cable *1

3.5mm Audio Cable *1
3.5mm Audio Adapter *1
User Manual *1

FCC Compliance Statement:

Changes or modifications not expressly approved by the party responsible for compliance could void the user's authority to operate the equipment.

This equipment has been tested and found to comply with the limits for a Class B digital device, pursuant to Part 15 of the FCC Rules.

These limits are designed to protect reasonably against harmful interference in a residential installation. This equipment generates, uses, and can radiate radio frequency energy and, if not installed and used in accordance with the instructions, may cause harmful interference to radio communications. However, there is no guarantee that interference will not occur in a particular installation. If this equipment does cause harmful interference to radio or television reception, which can be determined by turning the equipment off and on, the user is encouraged to try to correct the interference by one or more of the following measures:

- Reorient or relocate the receiving antenna.
- Increase the separation between the equipment and receiver.
- Connect the equipment into an outlet on a circuit different from that to which the receiver is connected.
- Consult the dealer or an experienced radio/TV technician for help.

RF Exposure Compliance Statement:

This equipment complies with FCC radiation exposure limits set forth for an uncontrolled environment. This transmitter must not be co-located or operating in conjunction with any other antenna or transmitter.

CORRECT DISPOSAL OF THIS PRODUCT



(Waste Electrical & Electronic Equipment)

This marking shown on the product or its literature indicates that it should not be disposed of with other household wastes at the end of its working life.


To prevent possible harm to the environment or human health from uncontrolled waste disposal, please separate this from other types of waste and recycle it responsibly to promote the sustainable reuse of material resources.

Household users should contact either the retailer where they purchased this product or their local government office for details of where and how they can take this item for environmentally safe recycling.

Business users should contact their suppliers and check the terms and conditions of the purchase contract. This product should not be mixed with other commercial wastes for disposal.

COMSOON

Documents / Resources



[COMSOON J25 Bluetooth Receiver with LCD Screen Portable AUX Bluetooth 5.0 Adapter](#)

[pdf] User Manual

J25, Bluetooth Receiver with LCD Screen Portable AUX Bluetooth 5.0 Adapter, Bluetooth Receiver, Receiver, J25