



comsol UCPD100 100W USB-C Universal Power Adapter User Manual

[Home](#) » [comsol](#) » [comsol UCPD100 100W USB-C Universal Power Adapter User Manual](#) 

Contents

- [1 comsol UCPD100 100W USB-C Universal Power Adapter](#)
- [2 Product Features](#)
- [3 Product Specifications](#)
- [4 Product Diagram](#)
- [5 Package Contents](#)
- [6 Operating Instructions](#)
- [7 Caution](#)
- [8 Documents / Resources](#)
 - [8.1 References](#)
- [9 Related Posts](#)

comsol

comsol UCPD100 100W USB-C Universal Power Adapter



Product Features

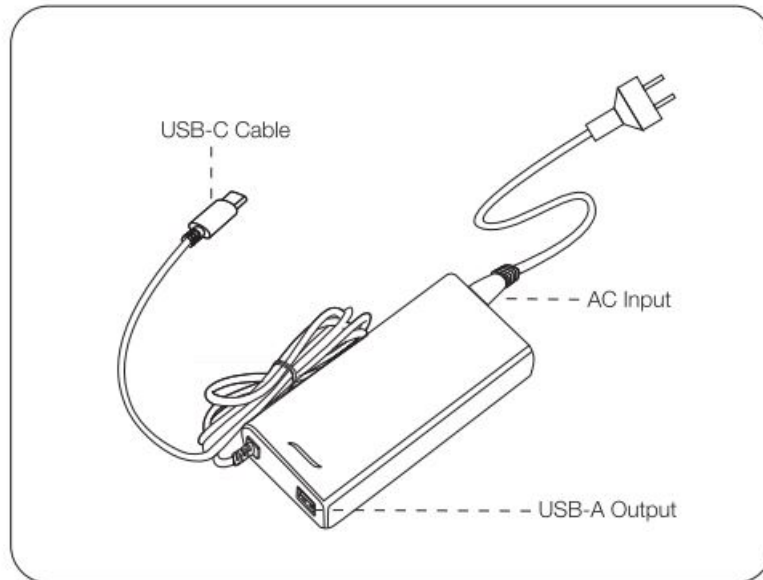
Charge your MacBook Pro, MacBook Air, Windows laptop, Ultrabook, or Chromebook™ equipped with a USB-C charging port Compatible with most USB-C laptops, Ultrabooks & Chromebooks Apple • HP • Dell • Lenovo • Microsoft • Acer • Asus • Google

- USB-C PD (Power Delivery) ensures fast, safe & optimal charging performance
- Ideal for the latest MacBook Air, MacBook Pro 13" and MacBook Pro 15" or 16"
- Ideal for most Windows laptops, Ultrabooks and Chromebooks with USB-C charging
- 100W of high output power ensures fastest charging speeds even for large laptops
- Full safety protection provides peace of mind for you and your devices
- Built-in over charging, over current, over heating & short circuit protection
- Extra 2.4A USB-A port with Smart Power Chip to fast charge your iPhone, smartphone or table

Product Specifications

- Model: UCPD100
- Input: AC 100-240V 50/60Hz 2.3A
- USB-C Output: DC 5-20V/5A (Max)
- USB-A Output: DC 5V/2.4A (Max)
- Total Power Output: 112W
- Dimensions: 143mm (W) x 63mm (D) x 33mm (H)
- Net Weight: 430g

Product Diagram



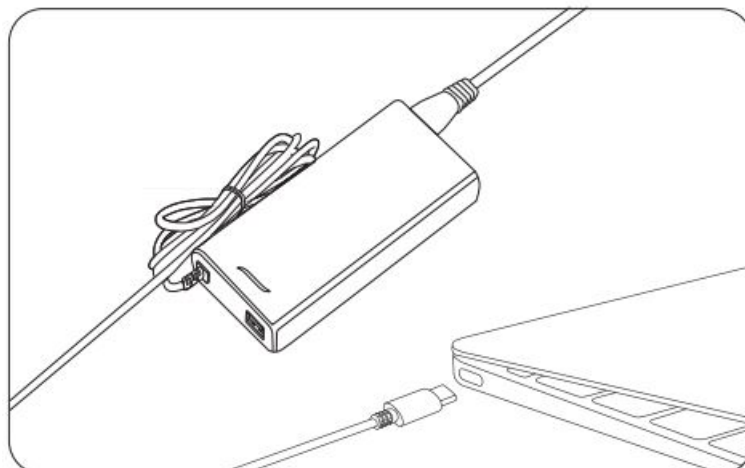
Package Contents

- 1 x 100W USB-C Universal Power Adapter
- 1 x 1.5m AC Power Cable
- 1 x Fixed 1.2m USB-C USB-C Charging Cable
- 1 x User Manual

Operating Instructions

www.mycomsol.com.au


1. Connect the Comsol USB-C Universal Power Adapter to a power socket using the included AC power cable
2. The LED indicator will be on to indicate it is in standby mode
3. Connect the fixed USB-C cable to the USB-C input port of your USB-C device
4. To charge a smartphone, tablet or another standard USB device, connect the device's USB cable to the USB-A output



Caution

- This power supply is only suitable for use with Information Technology Equipment
- Do not apply external force on any connected cable
- Do not unplug by pulling the cable
- Do not place the power cable or device near heating elements
- Do not bend the pins of the power cable
- If there are any strange sounds, smoke or odour, disconnect the power cable immediately
- Do not disassemble (it may cause fire or electric shock)
- Ensure to plug the cable firmly into the socket
- Do not use any cable that is damaged (it may cause fire or electric shock)
- If dirty, wipe the product with a soft dry cloth (do not use water as it may cause electric shock)
- Keep the power plug clean (dirt may cause a short circuit or fire)
- Keep the product out of reach of small children
- Don't unplug the power cable with wet hands (it may cause electric shock)
- If you do not intend to use the product for an extended period of time, unplug the power cable from the wall socket to avoid any chance of over heating or unwanted damage

Documents / Resources

	<p>comsol UCPD100 100W USB-C Universal Power Adapter [pdf] User Manual UCPD100, 100W USB-C Universal Power Adapter, UCPD100 100W USB-C Universal Power Adapter</p>
--	--

References

-  [myComsol - Stay Connected](#)