



COMFIER CF-FE-0124 Cordless Percussion Body Massager User Manual

[Home](#) » [COMFIER](#) » COMFIER CF-FE-0124 Cordless Percussion Body Massager User Manual 

COMFIER

Cordless Percussion Body Massager
FE-0124H
User Manual

Contents

- [1 WARNING](#)
- [2 SAFETY INSTRUCTIONS](#)
- [3 CONTRAINDICATIONS](#)
- [4 FEATURES](#)
- [5 OPERATING INSTRUCTIONS](#)
- [6 TROUBLESHOOTING](#)
- [7 CARE AND MAINTENANCE](#)
- [8 SPECIFICATIONS](#)
- [9 WARRANTY](#)
- [10 Documents / Resources](#)
- [11 Related Posts](#)

WARNING

IMPORTANT SAFEGUARDS

WHEN USING ELECTRICAL PRODUCTS, ESPECIALLY WHEN CHILDREN ARE PRESENT, BASIC SAFETY PRECAUTIONS SHOULD ALWAYS BE FOLLOWED, INCLUDING THE FOLLOWING: READ ALL INSTRUCTIONS BEFORE USING.

DANGER – TO REDUCE THE RISK OF ELECTRIC SHOCK:

- Always unplug this appliance from the electrical outlet immediately after using and before cleaning.
- DO NOT reach for an appliance that has fallen into water. Unplug it immediately.

- DO NOT use while bathing or in a shower.
- DO NOT place or store appliance where it can fall or be pulled into a tub or sink.
- DO NOT place in or drop into water or other liquid.

WARNING — TO REDUCE THE RISK OF BURNS, ELECTRIC SHOCK, FIRE, OR INJURY TO PERSONS:

- An appliance should NEVER be left unattended when plugged in. Unplug from outlet when not in use, and before putting on or taking off parts or attachments.
- Close supervision is necessary when this appliance is used by, on, or near children, invalids, or disabled persons.
- Use this appliance only for its intended use as described in this manual. DO NOT use attachments not recommended by COMFIER; specifically, any attachments not provided with the unit.
- NEVER operate this appliance if it has a damaged cord or plug, if it is not working properly, if it has been dropped or damaged, or dropped into water.

Return the appliance to a COMFIER Service Center for examination and repair.

- Keep the cord away from heated surfaces.
- NEVER drop or insert any object into any opening.
- DO NOT operate where aerosol (spray) products are being used or where oxygen is being administered.
- DO NOT operate under a blanket or pillow. Excessive heating can occur and cause fire, electric shock, or injury to persons.
- DO NOT carry this appliance by the supply cord or use cord as a handle.
- To disconnect, turn all controls to the off position, then remove plug from outlet.
- NEVER operate the appliance with the air openings blocked. Keep the air openings free of lint, hair, and the like.
- NEVER operate on a soft surface such as a bed or couch where the air openings may be blocked.
- Keep long hair away from massager while in use.
- Recharge only with the charger provided with the unit.

A charger that is suitable for one type of battery pack may create a risk of fire when used with another battery pack.

SAFETY INSTRUCTIONS

- DO NOT expose a battery pack or appliance to fire or excessive temperature.
Exposure to fire or temperature above 265F (129°C) may cause explosion.
- Follow all charging instructions and do not charge the battery pack or appliance outside of the temperature range specified in the instructions.

Charging improperly or at temperatures outside of the specified range may damage the battery and increase the risk of fire. Product operating and charging range: 32°F — 104F(0C- 40C).

CAUTION: In case of pregnancy or illness, consult your doctor before using massager.

SAVE THESE INSTRUCTIONS –

CAUTION – PLEASE READ ALL INSTRUCTIONS CAREFULLY BEFORE OPERATING.

- Consult your doctor prior to using this product, if:
 - You are pregnant
 - You have a pacemaker
 - You have any concerns regarding your health

- Not recommended for use by people with diabetes.
- NEVER leave the appliance unattended, especially if children are present.
- NEVER cover the appliance when it is in operation.
- DO NOT use this product for more than 30 minutes at a time.
- Extensive use could lead to the product excessive heating and shorter life.
Should this occur, discontinue use and allow the unit to cool before operating.
- NEVER use this product directly on swollen or inflamed areas or skin eruptions.
- DO NOT use this product as a substitute for medical attention.
- DO NOT use this product before bed. The massage has a stimulating effect and can delay sleep.
- NEVER use this product while in bed.
- This product should NEVER be used by any individual suffering from any physical ailment that would limit the user's capacity to operate the controls or who has sensory deficiencies in the lower half of their body.
- This unit should not be used by children or invalids without adult supervision.
- NEVER use this product in automobiles.
- This appliance is intended for household use only

If the COMFIER Cordless Massager stops working due to overload or overheat, turn it off immediately. Let it cool down for 5 minutes and then reset the massager by plugging it into the charger for 3 seconds. The charger must be plugged into an electrical outlet.

1. Do not drop, use excessive force, or put heavy objects on the COMFIER Massager to avoid malfunction and/or damages.
2. Do not take apart or modify the parts. This may cause electric shock and the manufacturer's warranty will no longer cover the product.
3. We do not recommend using it for personal sexual needs. This is a powerful massager that may cause severe bodily injuries.
4. Do not keep or use the product in areas where temperature changes drastically or where humidity is high. This may cause damage to electrical circuits and batteries.
5. If the product is not in use for an extended period of time, charge the unit once a month. If the batteries remain discharged for too long, this may degrade the product's life cycle and performance.
6. Do not keep the product near a high magnetic field or where it can be affected by a magnetic field, for it can cause batteries to discharge.
7. Do not use the COMFIER Cordless Massager with an extension lead or switched timer.

CONTRAINDICATIONS

Avoid using the COMFIER Cordless Massager if experiencing any of the following medical conditions:

- Sensitive skin, swollen or inflamed areas; areas with poor circulation, skin eruptions, or if feeling unexplained calf or abdominal pain
- Pain in the throat area
- Pain in genital areas
- Unconscious or sleeping state
- Frostbite

- Skin irritability
- Deep vein thrombosis
- Recent burn
- Recent surgery
- Varicose veins
- Acute conditions requiring first aid or medical attention
- Acute flare-up of inflammatory conditions, such as rheumatoid arthritis
- Osteoarthritis, gout, or fibromyalgia
- Autoimmune conditions {lupus, scleroderma, multiple sclerosis, etc.}
- Hypertension
- Other conditions that affect your blood vessels (atherosclerosis, peripheral artery disease, deep vein thrombosis or arteriosclerosis)
- Osteoporosis (bone degeneration)
- Muscular dystrophy or other muscle disorders

Do not use it during pregnancy. Pregnant women should consult with their healthcare provider before using the massager.

If you have a pre-existing medical condition, including implants or pacemakers, consult with your physician prior to use.

Do not use it if you have blood clotting or are at risk for blood clotting.

Do not use it if you have bleeding disorders, low blood platelet counts, or are currently taking blood-thinning medications such as Warfarin. Consult with a physician prior to use.

Do not use it on the body areas with blood clots, fractures, open or healing wounds, skin infections, weakened bones (such as from osteoporosis or cancer), or where there has been a recent surgery.








Avoid any direct pressure on a tumor. Cancer patients should discuss any concerns about the massage therapy with their oncologist.

The COMFIER Cordless Massager does not constitute medical treatment.

FETURES

The COMFIER Cordless Massager is a rechargeable percussion massager. The massager is efficiently designed to be lightweight and yet yield outstanding performance and power. The massager is powered by a lithium-ion battery and includes an AC charger. Also, it comes with six massage sticks and a storage bag. It is a powerful cordless massager and should be used with caution in mind.

With normal care and proper treatment, it will provide years of reliable service.

Charging adapter	Comfier Massager
	
U-Shaped Head Stick (ABS) For calf and arm muscles	Four-Head Stick (ABS + Silicone) For large areas, back, waist and legs; delicate
	
Scalp Stick (ABS + Silicone) Scalp stimulator for relaxation and increased circulation	Cushion Stick (Heat head) (ABS + Silicone) Soothing heat and gentle r
	
Six-Head Stick (ABS + Silicone) Deep tissue/ sports massage for large muscle groups	Point Stick (ABS) Acupressure and reflexology for targeted te
	

OPERATING INSTRUCTIONS

1. Turn off the massager before replacing another massage head
2. Attach the different heads by twisting clockwise (Figure 1), detach the installed massage head by twisting anti-clockwise and pulling out (Figure 2) Always turn off the device while replacing the heads




Fig.1




Fig.2

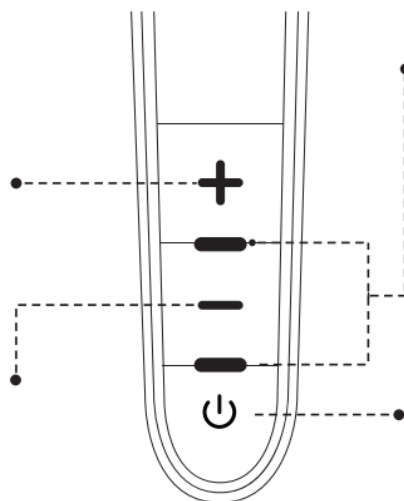
3. Turn on the unit by operating the control buttons (instructions as below)
4. Apply the massager head lightly to the area you wish to treat. Move the unit slowly, holding it over the targeted area. Treat the area for a short period of time and move to another area. NEVER treat the same area for longer than 3 minutes.
5. To turn the unit off by pressing the power button. For your safety the device will automatically turn off after 15 minutes of continuous use.

Intensity Button +

Increase the vibration intensity

Intensity Button -

Decrease the vibration intensity



Indicator light

Blue -(Fully charged)
Red- (Less than 20%)

Power Button

Press for 3 seconds to turn on/off the unit
Short press to change the massage mode.

(6 Modes for options)

Charging

For the utmost convenience of use, charge the massager before using it.

NOTE: Please only use provided charging adapter.

1. Plug the charger into an electrical outlet.
2. Plug the charger into the Comfier Massager.
3. Remove the charger from the massager before using it.
4. Normally it takes about 1.5-2hours to fully charge the battery.
5. If the battery is full, the massager can work for around 90 minutes.

It is safe to use the massager while charging.

Battery Life

1. The battery tests were performed in the manufacturers facility with its own equipment. The battery life depends

on usage.

2. If the product is not in use for a long time, please turn it off. Batteries last longer if kept charged versus discharged.

TROUBLESHOOTING

The massager does not work.

1. Make sure the massager is fully charged. The power light should be blue.
2. Reset the massager by turning the power off. Plug the charger into an outlet, then plug the charger into the product. Wait for 3 seconds and unplug both sides of the charger. Turn the product on and start massaging.
3. The Lithium-ion battery may have reached its life cycle limit.

The massager does not start right away.

Press the button '+' '-' to adjust the speed/intensity.

CARE AND MAINTENANCE

1. Keep the massager in a safe, cold, and dry place when not in use.
2. Always unplug the massager before cleaning.
3. After use, wipe the massager with a soft cloth lightly dampened with a non-abrasive cleaner.
If necessary, clean with a sterilizer.
4. Do not submerge the Massager in water or any other liquid.
5. Keep away from all solvents and harsh detergents.
6. Do not dispose of the Massager in a landfill. It contains a Li-ion battery and other electrical components that are considered as hazardous E-Waste.

SPECIFICATIONS

Battery:	7.4V Lithium-ion 2000mAh 18650 x 2 Cell
Battery Indication:	
Battery Energy <20%:	Red Light
Battery Energy >20%:	Blue Light
When charger:	
Battery Energy <80%:	Red Light is Blinking
Battery Energy >80%:	Blue Light is Blinking
Battery Energy 100%:	Blue Light
Charging Time:	1.5-2h charge
Recommended Duration of Use:	30 min per day
Variable Speed Change:	1,500 rpm-3,300 rpm
Percussion Massager Motor:	7.4V DC, 3300 rpm
Charger Input Voltage:	100V-240V, 50/60HZ, 0.5 A Max
Charger Output Voltage:	9V DC, 1A
Contents:	Massager, 6 Heads, Storage Pouch, AC adapter

WARRANTY

If you have any issue about the product, please feel free to contact us by sending email to supportus@comfier.com We will strive to provide the best service possible within 24 hours.

30 days unconditionally Return

Comfier product can be returned to receive a full refund for any reason within 30 days. Please contact our customers service (supportus@comfier.com), our staff will contact you within 24 hours 90 days refund/replace Comfier product can be returned / replaced within 90 days if the product break down in the period of proper use

12 months Warranty

f the product break down within 12 months in the period of proper use, customers can enjoy the relevant warranty to get them replaced.

Attention!

No warranty will be given to any force majeure and man-made causes to a defective product, such as improper care, personal tear down and willful damage,etc.

Extend Warranty for Free

1. Enter the following URL or scan the QR code below to find COMFIER facebook page and like it, enter"Warranty" to messenger to extend your warranty from 1 year to 3 years.



<https://www.facebook.com/comfiermassager>

OR

2. Send message "Warranty" and email us supportus@comfier.com to extend your warranty from 1 year to 3 years.

Have question ?



Tel: (248) 819-2623

Monday-Friday 9.00AM-4.30PM



Email: supportus@comfier.com

FCC STATEMENT

NOTE: This equipment has been tested and found to comply with the limits for a Class B digital device, pursuant to Part 15 of the FCC Rules.

These limits are designed to provide reasonable protection against harmful interference in a residential installation. This equipment generates, uses and can radiate radio frequency energy and, if not installed and used in accordance with the instructions, may cause harmful interference to radio communications. However, there is no guarantee that interference will not occur in a particular installation. If this equipment does cause harmful interference to radio or television reception, which can be determined by turning the equipment off and on, the user is encouraged to try to correct the interference by one or more of the following measures:

- Reorient or relocate the receiving antenna.
- Increase the separation between the equipment and receiver.
- Connect the equipment into an outlet on a circuit different from that to which the receiver is connected.
- Consult the dealer or an experienced radio/ TV technician for help.

This device complies with Part 15 of the FCC Rules. Operation is subject to the following two conditions: (1) this device may not cause harmful interference, and (2) this device must accept any interference received, including interference that may cause undesired operation.

WARNING: Changes or modifications to this unit is not expressly approved by the party responsible for compliance could void the user's authority to operate the equipment.



COMFIER TECHNOLOGY CO.,LTD.

Address: 573 BELLEVUE RD


NEWARK, DE 19713 USA

www.facebook.com/comfiermassager

supportus@comfier.com

www.comfier.com

Documents / Resources

 <p>COMFIER Cordless Percussion Body Massager</p> <p>User Manual FE-0124</p>	<p>COMFIER CF-FE-0124 Cordless Percussion Body Massager [pdf] User Manual CF-FE-0124 Cordless Percussion Body Massager, CF-FE-0124, Cordless Percussion Body Massager, Percussion Body Massager, Body Massager, Massager</p>
--	--

[Manuals+](#)