




Cognyte 2A7A2-S3 FalcoNet Module User Guide

[Home](#) » [Cognyte](#) » Cognyte 2A7A2-S3 FalcoNet Module User Guide 

Cognyte 2A7A2-S3 FalcoNet Module



Contents

- [1 Introduction](#)
- [2 Series 3 Module Overview](#)
- [3 Hardware Interfaces](#)
- [4 Solutions](#)
- [5 RF Exposure Information](#)
- [6 FCC Information](#)
- [7 Documents / Resources](#)
 - [7.1 References](#)
- [8 Related Posts](#)

Introduction

This document is designed to provide the user with hardware information on the FalcoNet Series 3 box solution

Series 3 Module Overview

Feature	Specifications
Frequency Support	3600MHz – 40001 M Hz
Power Output	@SG TDD 29dBm
Receiver Sensitivity	@SG TDD >-95dB:m
DC power In	24v to 36v
Average Power Consumption: Full power transmission {Idle mode}	135W (40W)
Peak Power Consumption at full power	250W
Environmental	
Operational Temperature range	0° to 45°C
Storage Temperatures	-20 ° to 65°C
Dimensions	563mm x 200mm x 86mm (2U half 19" drawer)
Weight	10kg (Box Only)

Supported 5G bands

Band	Frequency
Band n77 (TDD 3700)	3600-4000 MHz

Hardware Interfaces

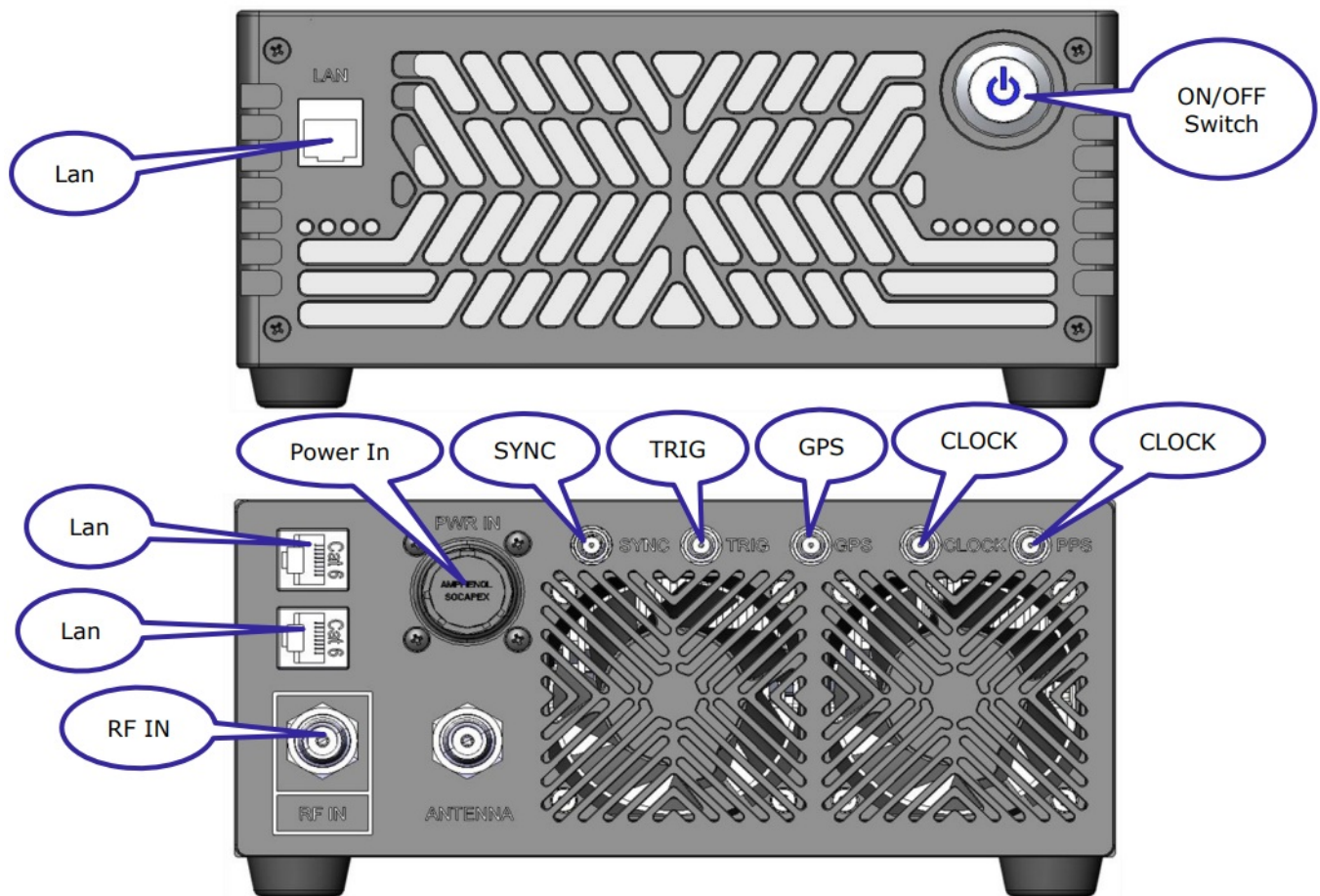


Figure 1 5G Box Front and rear panel

Front Panel:

1. LAN- RJ45 panel mount adaptor
2. On/Off Switch

Rear Panel:

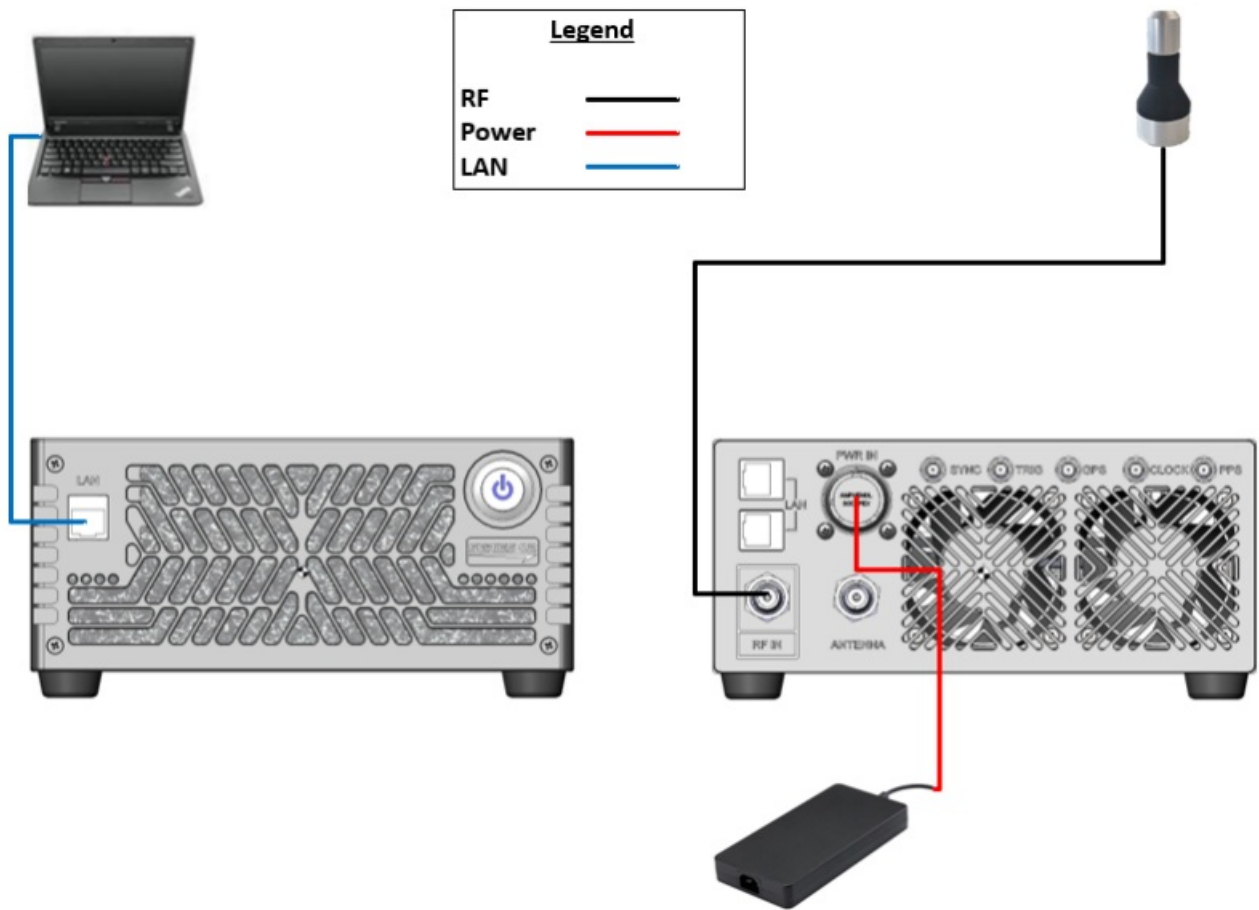
3. LAN- 2 x RJ45 panel mount adaptors
4. Power IN – 4 way Amphenol Power In connector
5. RF IN – QN-type connector RF in from external Gi2s or Series01 systems
6. Antenna – QN-Type connector RF out to 5G support Antenna
7. Sync – SMA Panel Connector for dual box Sync (connect two or three Series02/03 boxes)
8. TRIG – MA Panel Connector for TRIG (for future use)
9. GPS, CLOCK, 1PPS – SMA Panel Connector for GPS (for future use)

Solutions

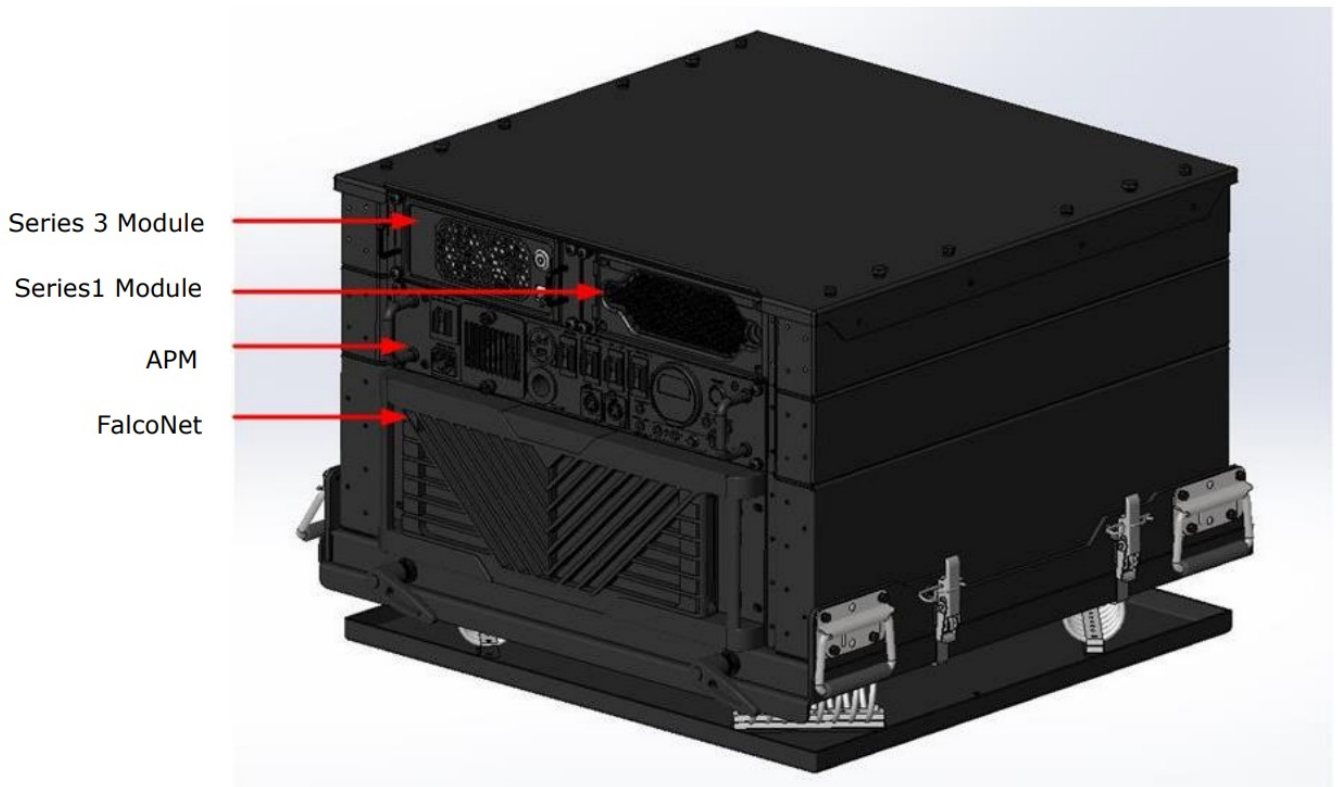
There are two design solutions:

1. Standalone – for desktop solution
2. Rack mounted – for vehicle solution

Standalone



Rack mounted



Antenna Options

- Antenna Cable LMR240-3m or Spuma400-6m depending on customer needs
- Omni-Directional antenna with Magnetic Base
 - Frequency range – 617Mhz-4000Mhz
 - Gain – >2.5dBi (617-960Mhz), >3dBi (1700-2700Mhz) >1.5dBi (3000-4000Mhz)
 - Impedance – 50 Ohms
 - Max. input power 100 Watts
 - Polarization – Vertical



- Directional antenna with Tripod
 - Frequency range – 617-960MHz & 1.71-2.7GHz & 3.3-4.2GHz
 - Gain – >5dBi (617-960MHz), >9dBi (1.7-2.7GHz), >10dBi (3.3-4.2GHz)
 - Impedance – 50 Ohms
 - Max input power 80w
 - Polarization – Horizontal



- SWR <2

Cables

- 3 meters LMR400
- 6 meters SPUMA 400 only

RF Exposure Information

Single Chain and non-collocated transmitters								
Band	Mode	FCC Limit (mW/cmA2)	Output A VG Power (dBm)	Antenna Gain (dBi)	EIRP (dBm)	Duty Cycle (%)	EIRP (mW)	Separ. Distance FCC (cm)
5G NR n77	QPSK	1.00	29.00	13.00	42.00	100.0	15848.93	35.52

In the table below, Power and Gain are entered in units of dBm and dBi respectively and conversions to linear forms are used for the calculations.

Notes:

- The minimum separation distance – physical distance between the transmitting antenna and a person – is 35.52cm (14 inches)**
- The manufacturer configures output power so that the maximum power after accounting for manufacturing tolerances, will never exceed the maximum power level measured
- The output power in the table above is the maximum power per chain among various channels and various modes within the specific band
- The antenna gain in the table above is the maximum antenna gain among various channels within the specified band

FCC Information

Supplier's Declaration of Conformity 47 CFR § 2.1077 Compliance Information

FCC ID: 2A7A2-S3

Unique identifier: Series03 Box

Responsible party – US contact information

Cognyte Software LP

35 Pinelawn Road, Suite 204, Melville,
NY, 11747

www.cognyte.com

FCC Compliance statement subject to Part 15.105

This equipment has been tested and found to comply with the limits for a Class A digital device, pursuant to part 15 of the FCC Rules. These limits are designed to provide reasonable protection against harmful interference when the equipment is operated in a commercial environment. This equipment generates, uses, and can radiate radio frequency energy and, if not installed and used in accordance with the instruction manual, may cause harmful interference to radio communications. Operation of this equipment in a residential area is likely to cause harmful interference in which case the user will be required to correct the interference at his own expense.

All materials (regardless of form and including, without limitation, software applications, documentation, and any other information relating to Cognyte, its products or services) are the exclusive property of Cognyte Software Ltd. Only expressly authorized individuals under obligations of confidentiality are permitted to review materials in this document. By reviewing these materials, you agree to not disclose these materials to any third party unless expressly authorized by Cognyte, and to protect the materials as confidential and trade secret information. Any unauthorized review, retransmission, dissemination or other use of these materials is strictly prohibited. If you are not authorized to review these materials, please return these materials (and any copies) from where they were obtained. All materials found herein are provided “AS IS” and without warranty of any kind. Cognyte Software Ltd does not warrant, guarantee or make any representation regarding the use or the results of the use of the information, links, tools, and materials in terms of the accuracy, reliability, quality, validity, stability, completeness, correctness, or otherwise of its content or products. The entire risk as to the use, results and performance of information, links, tools and materials provided or referenced herein is assumed by the user. Cognyte Software Ltd shall not be liable for damages resulting from the use, misuse or unlawful use of the information, links, tools, and materials contained or referenced herein.

Any third party technology that may be appropriate or necessary for use with the Cognyte Product is licensed to you only for use with the Cognyte Product under the terms of the third party license agreement specified in the Documentation, the Software or as provided online at www.cognyte.com/thirdpartylicense. You may not take any action that would separate the third party technology from the Cognyte Product. Unless otherwise permitted under the terms of the third party license agreement, you agree to only use the third party technology in conjunction with the Cognyte Product.

The Cognyte Software Ltd products are protected by one or more U.S., European or International Patents and other U.S. and International Patents and Patents Pending.


All marks referenced herein with the ® or TM symbol are registered trademarks or trademarks of Cognyte Software Ltd or its subsidiaries.

All rights reserved. All other marks are trademarks of their respective owners.

Please visit our website at www.cognyte.com/intellectualpropertynotice for updated information on Cognyte Intellectual Property.



Documents / Resources

	Cognyte 2A7A2-S3 FalcoNet Module [pdf] User Guide 2A7A2-S3, 2A7A2S3, 2A7A2-S3 FalcoNet Module, FalcoNet Module, Module
---	---

References

- [C Cognyte | Actionable Intelligence for a Safer World™](#)
- [C Cognyte | Actionable Intelligence for a Safer World™](#)