



Cobra DASH CAM SC 201 User Guide

[Home](#) » [Cobra](#) » Cobra DASH CAM SC 201 User Guide

Cobra DASH CAM SC 201 User Guide

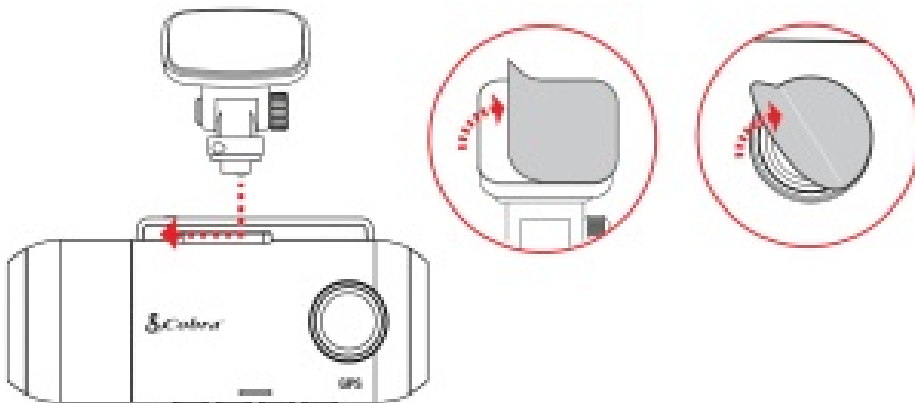


Contents [[hide](#)]

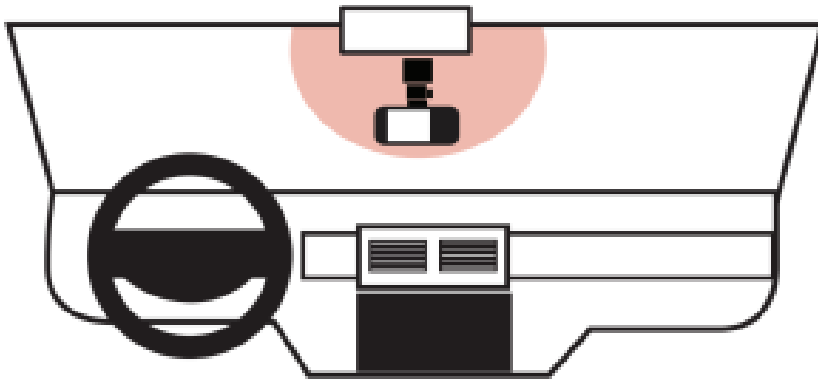
- [1 Overview](#)
- [2 Button Functions \(Recording Stopped\):](#)
- [3 Parts Included](#)
- [4 Documents / Resources](#)
 - [4.1 References](#)
- [5 Related Posts](#)

Overview

Attach Adhesive Mount and remove the protective film from mount and camera lens.



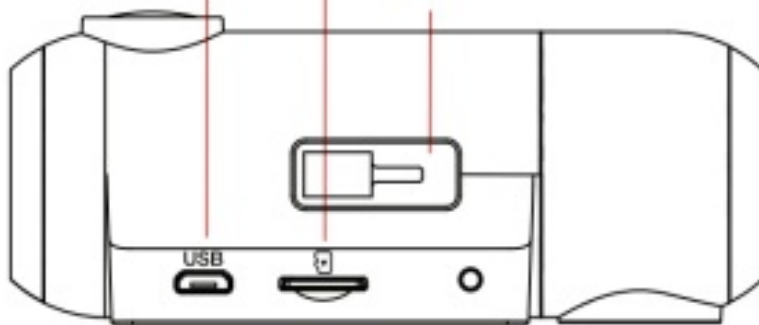
Attach Camera Assembly to Windshield



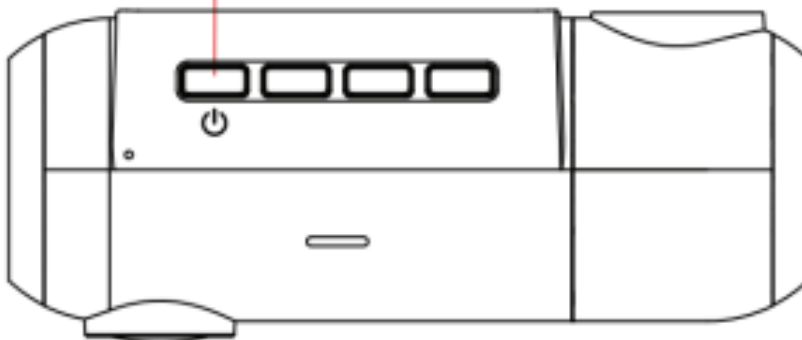
MicroSD Card Slot

Micro USB Port

Adhesive Mount Connector



Power Button
(Press and Hold for Power)

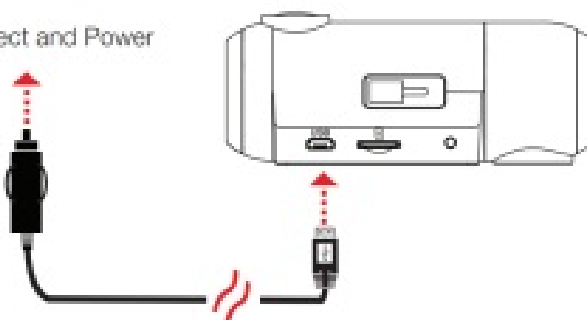


Connect and Power

3

Connect and Power

To 12V Power Source



Camera Automatically Begins Recording

4 Camera Automatically Begins Recording



Button Functions (Recording Stopped):

Access the dash cam's Settings menu



Takes a snapshot and stores it in the Photo Folder



Enters the playback menu to review previous recordings and photos.



Begins loop recording



When pressed the camera saves the current clip from being overwritten.



Takes a snapshot and stores it in the Photo Folder



Toggles the microphone on/off. Note that the icon on the button indicates the action that will be taken when the button is pushed, not the current setting. The current setting is shown on the status bar at the top of the screen.



Stops loop recording. While in an Emergency Recording you will be asked to confirm.

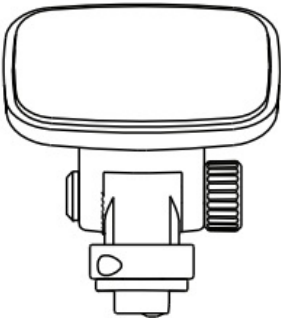


Parts Included

1. 16GB MicroSD Card



2. Adhesive Mount



3. Vehicle Charger



4. Micro USB Data Cable



View, edit and share from your smartphone or desktop. Share & receive real-time driver alerts. Download today!
drivesmarter.com/downloads



Full manual available at: www.cobra.com 

FCC ID:BBOSC201, IC:906A-SC201. THIS DEVICE COMPLIES WITH PART 15 OF THE FCC RULES. OPERATION IS SUBJECT TO THE FOLLOWING TWO CONDITIONS: (1) THIS DEVICE MAY NOT CAUSE HARMFUL INTERFERENCE, AND (2) THIS DEVICE MUST ACCEPT ANY INTERFERENCE RECEIVED INCLUDING INTERFERENCE THAT MAY CAUSE UNDESIRE OPERATION.

FCC NOTE: Modifications not expressly approved by the manufacturer could void the user's FCC granted authority to operate the equipment.

Cobra® and the snake design are registered trademarks of Cobra Electronics Corporation, USA. Cobra Electronics Corporation™ is a trademark of Cobra Electronics Corporation, USA. Other trademarks and trade names are those of their respective owners.



©2020 Cobra Electronics Corporation

Documents / Resources



[Cobra DASH CAM SC 201](#) [pdf] User Guide
DASH CAM, SC 201, Cobra

References

-  [Downloads - DriveSmarter](#)
-  [Portable Power & Automotive Electronics | Cobra.com](#)