




CNN underscored 22-004165-01 Echo Dot Speaker with Clock User Manual

[Home](#) » [CNN underscored](#) » CNN underscored 22-004165-01 Echo Dot Speaker with Clock User Manual 

Contents

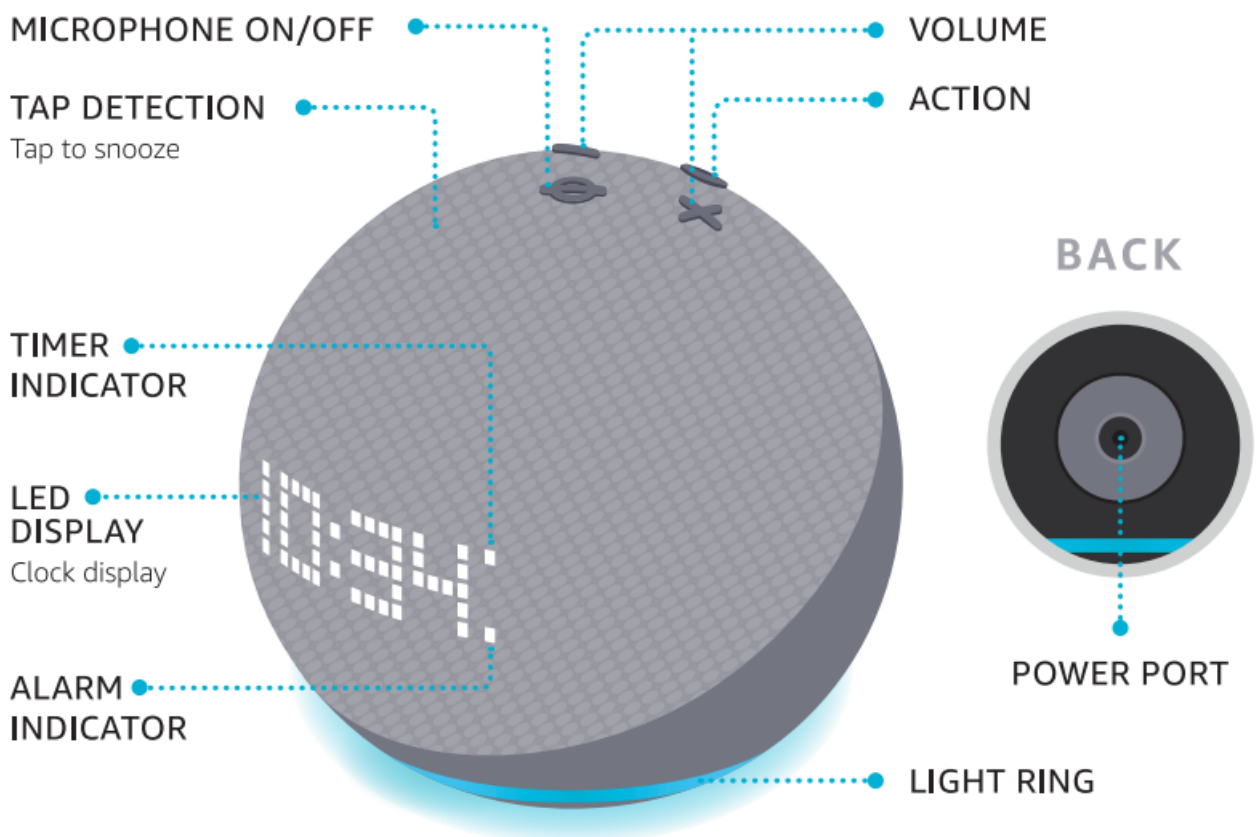
- 1 CNN underscored 22-004165-01 Echo Dot Speaker with Clock
- 2 MEET YOUR ECHO DOT WITH CLOCK
- 3 SET UP YOUR ECHO DOT WITH CLOCK
- 4 LEARN ABOUT THE LIGHT RING
- 5 PRIVACY AND SUPPORT
- 6 THINGS TO TRY WITH ALEXA
- 7 DO MORE WITH ALEXA
- 8 Documents / Resources
- 9 Related Posts



CNN underscored 22-004165-01 Echo Dot Speaker with Clock



MEET YOUR ECHO DOT WITH CLOCK



Also included: power adaptor

SET UP YOUR ECHO DOT WITH CLOCK

1.  **DOWNLOAD THE ALEXA APP FROM YOUR APP STORE**

Log in with an existing Amazon account username and password or create a new account.

Note: Be sure to turn on your phone's Bluetooth capability and have your Wi-Fi password ready.



2. **PLUG IN YOUR ECHO DOT WITH CLOCK**

Use the included power adaptor. A blue light ring will spin around the bottom of the device. In about a minute, Alexa will tell you to complete setup in the app.



3. **FOLLOW THE SETUP IN THE APP**

If you aren't prompted to set up your device after opening the Alexa app, tap the More icon to add your device manually. The app helps you get more out of your Echo Dot with the clock. It's where you up calling and messaging and manage music, lists, settings and news.

For help and troubleshooting, go to Help & Feedback in the Alexa app or visit amazon.com/devicesupport.

LEARN ABOUT THE LIGHT RING

By default, Alexa doesn't begin listening until your Echo device hears you say "Alexa."



BLUE

Alexa is now listening.



RED

Microphone is off.
Alexa can't hear you.



ORANGE

Your device is in setup mode or is trying to connect to the Internet.



PURPLE

Your device is in Do Not Disturb mode. During initial device setup, purple shows if there are Wi-Fi issues.



YELLOW

You have a new notification. Say *"Alexa, read my notifications"* or check the Alexa app.



GREEN

You have an incoming call. Say *"Alexa, answer the call."*

PRIVACY AND SUPPORT



• **PRIVACY CONTROL**

Turn the microphones off by pressing the microphone on/off button. See when Alexa is recording and sending your request to Amazon's secure cloud via a blue indicator light.



• **MANAGE YOUR VOICE HISTORY**

You can view and delete the voice recordings associated with your account in the Alexa app at any time. To delete your voice recordings, try saying:

“Alexa, delete what I just said.”

“Alexa, delete everything I’ve ever said.”



• **GIVE US YOUR FEEDBACK**

Alexa is always getting smarter and adding new skills. To send us feedback about your experiences with Alexa, use the Alexa app, visit amazon.com/devicesupport or say “Alexa, I have feedback.”

You have control over your Alexa experience. Explore more at amazon.co.uk/alexaprivacy

THINGS TO TRY WITH ALEXA

Start by asking, “Alexa, what can you do?” You can also stop a response at any time by saying, “Alexa, stop.”



KEEP THE FAMILY IN SYNC

- “Alexa, call Mum.”
- “Alexa, drop in on the living room.”



CONTROL YOUR SMART HOME

- “Alexa, turn off the light.”
- “Alexa, set the living room temperature to 22 degrees.”

Some features may require customization in the Alexa app, a separate subscription or an additional compatible smart home device. Certain skills and services may not be available in all languages. You can find more examples and tips in the Alexa app.

DO MORE WITH ALEXA



• GET THE FORECAST

- “Alexa, what’s the weather forecast this weekend?”
- “Alexa, is it going to rain?”



• LISTEN & UNWIND


- “Alexa, play top hits.”
- “Alexa, play the news.”



• MANAGE YOUR DAY

- “Alexa, set an egg timer for 5 minutes.”
- “Alexa, what time is sunset?”

Documents / Resources

	CNN underscored 22-004165-01 Echo Dot Speaker with Clock [pdf] User Manual 22-004165-01, Echo Dot Speaker with Clock, 22-004165-01 Echo Dot Speaker, 22-004165-01 Echo Dot Speaker with Clock, Echo Dot Speaker
---	--

Manuals+.