



[Home](#) » [ClearBlue](#) » **Clearblue Digital Pregnancy Test Instruction Manual** 

Contents [[hide](#)]

- [1 Clearblue Digital Pregnancy Test](#)
- [2 Digital Pregnancy Test](#)
- [3 About the test](#)
- [4 Do the Test](#)
- [5 FCC](#)
- [6 Questions and Answers](#)
- [7 Documents / Resources](#)
 - [7.1 References](#)

Clearblue

Clearblue Digital Pregnancy Test

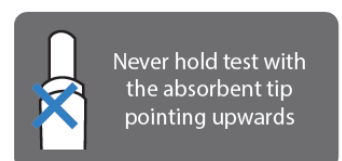
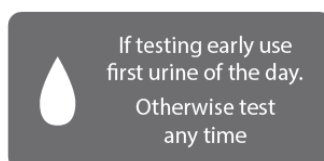
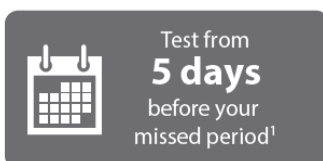


Digital Pregnancy Test

Please read these instructions before taking the test.



Over 99% accurate when used from the day of your expected period.º

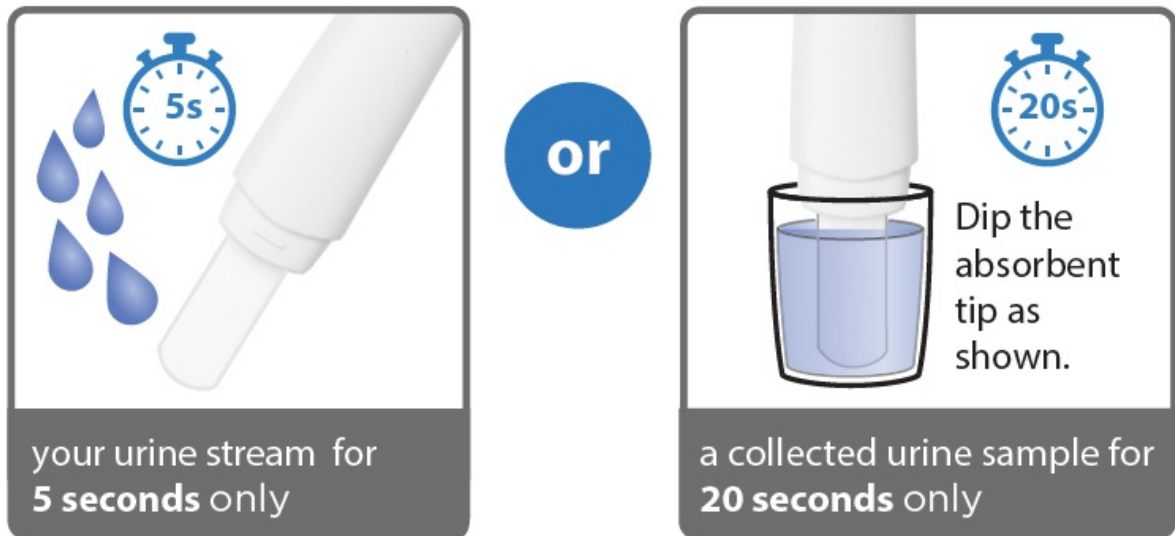


About the test

The Digital Pregnancy Test detects hCG (human Chorionic gonadotropin), a hormone that increases in urine during the early stages of pregnancy. The sensitivity of the Digital Pregnancy Test is 25mIU/ml.

Do the Test

1. Remove from pouch, take off the cap and use immediately. Either test in:



Replace the cap and put the test on a flat surface with the result window facing up.

2. Wait 3 Minutes

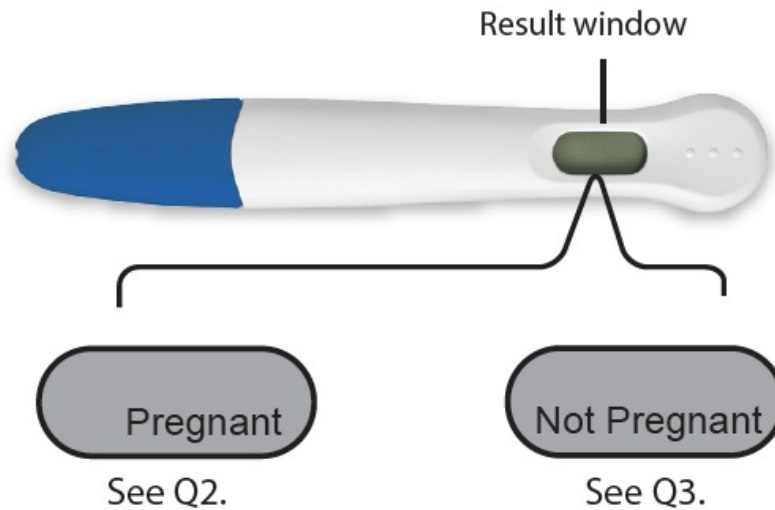


The wait symbol will flash to show the test is working.



3. Read your Result

After 3 minutes, your result will be displayed on the result window for approximately 24 hours.




4. Test Errors

The test has not performed as expected; this may be due to not following the instructions correctly.

An error has occurred during testing. This can be caused by too much or too little urine on the absorbent tip, not lying the test flat or pointing the tip up while the test is running.

What to do: If you get a test error, you will need to perform another test, taking care to follow the instructions.



THIS DEVICE COMPLIES WITH PART 15 OF THE FCC RULES. OPERATION IS SUBJECT TO THE FOLLOWING TWO CONDITIONS:

FCC

1. This device may not cause harmful interference, and
2. This device must accept any interference received, including interference that may cause undesired operation.

The EMC countermeasures employed within the electronic instrument will provide reasonable protection against electromagnetic interference effects likely to be encountered in the home environment. Do not use this instrument in close proximity to sources of strong electromagnetic radiation (e.g. mobile phones), as these may interfere with the proper operation. Changes or medications not expressly approved by the manufacturer will void the authority to operate this equipment. The US Surgeon General advises pregnant women to abstain from alcohol consumption as this may lead to harmful effects on the baby.

Disposing of the test

- Caution: Do not disassemble the device, recharge or dispose of batteries in a fire.
- Contains small parts. Do not eat any component of this device. If accidentally swallowed, seek medical attention.
- Keep away from children.
- Dispose of in accordance with local regulations.
- Do not dispose of electrical equipment in fire.

Questions? Call toll-free 1-[800-899-7353](tel:800-899-7353)

Monday-Friday, 8:30 am-5:00 pm Eastern Standard Time. Our professional staff is available to assist you.

Please be ready to quote the lot number from the pouch and the box.

Manufacturer: SPD Swiss Precision Diagnostics GmbH, 47 Route de Saint Georges, 1213 Petit Lanky, Geneva, Switzerland

- Home pregnancy test.
- For in vitro diagnostic use only.
- Store between 36°-86°F (2°-30°C).
- Allow to reach room temperature for 30 minutes prior to testing if stored refrigerated.
- Not for internal use.
- Keep out of the reach of children.
- Use once.
- Do not use if the pouch wrapper is damaged.
- Do not use after the expiration date.

- 75% of pregnancy results can be detected 5 days before your missed period, which is 4 days before your expected period.
- ^ 99% accurate at detecting typical pregnancy hormone levels.
- However, some pregnant women may not have detectable amounts of pregnancy hormone in their urine on the first day of the missed period or may have miscalculated the first day of their period.

™ Clamed® is a registered trademark of Merrell Pharmaceuticals, Inc.

Questions and Answers

My test says 'Pregnant'. What should I do?

If your result is 'Pregnant' you should see your healthcare professional who can advise you on your next steps.

My test says 'Not Pregnant'. What should I do?

You may not be pregnant, or the level of pregnancy hormone may not yet be high enough to be detected. Test again in three days time, with a new test stick. If this test gives you a 'Not Pregnant' result and your period is late, see your healthcare professional.

Can any medication or medical conditions affect the result?

If you are taking any medication, please do read the manufacturers' instructions before taking a test. If you do get unexpected results you should discuss them with your healthcare professional. Medication containing chg. can affect results. Other fertility therapies (e.g. Clomid®)™, painkillers and hormonal contraceptives (e.g. contraceptive pill) should not affect results. Recent pregnancies (even if not carried to full term), ectopic pregnancies, ovarian cysts, menopause and some very rare medical conditions can affect results.


I previously tested and got a ‘Pregnant’ result but have now got a ‘Not Pregnant’ result.

If you have a ‘Pregnant’ result it is possible that you later find that you are not pregnant due to natural loss of the pregnancy which can occur in early stages. This is sadly not uncommon, affecting 1 in 4 pregnancies. Most women do go on to have a healthy pregnancy afterwards.

s there anything I should do if I am planning pregnancy?

The World Health Organization recommend: maintaining a healthy diet, taking folic acid or prenatal vitamins, avoiding alcohol, and stopping smoking. See your healthcare professional for advice on how to maintain a healthy pregnancy.

Documents / Resources

	Clearblue Digital Pregnancy Test [pdf] Instruction Manual Digital Pregnancy Test, Pregnancy Test
---	---

References

- [User Manual](#)

📄 ClearBlue, Digital Pregnancy Test, Pregnancy

📁 ClearBlue Test

Leave a comment

Your email address will not be published. Required fields are marked *

Comment *

Name

Email

Website

☐ Save my name, email, and website in this browser for the next time I comment.

Post Comment

Search:

e.g. whirlpool wrf535swhz

Search

Manuals+ | Upload | Deep Search | Privacy Policy | @manuals.plus | YouTube

This website is an independent publication and is neither affiliated with nor endorsed by any of the trademark owners. The "Bluetooth®" word mark and logos are registered trademarks owned by Bluetooth SIG, Inc. The "Wi-Fi®" word mark and logos are registered trademarks owned by the Wi-Fi Alliance. Any use of these marks on this website does not imply any affiliation with or endorsement.