



CLAYMOR3 CLUF5-01LG/BK Claymore UF5 String Lights User Manual

[Home](#) » [CLAYMOR3](#) » CLAYMOR3 CLUF5-01LG/BK Claymore UF5 String Lights User Manual 

Contents

- [1 CLAYMOR3 CLUF5-01LG/BK Claymore UF5 String Lights](#)
- [2 Components](#)
- [3 Contents](#)
- [4 Operation](#)
- [5 Ways to use](#)
- [6 Specification](#)
- [7 Warranty](#)
- [8 Documents / Resources](#)
 - [8.1 References](#)
- [9 Related Posts](#)

CLAYMOR3

CLAYMOR3 CLUF5-01LG/BK Claymore UF5 String Lights



Please follow the user manual before use.

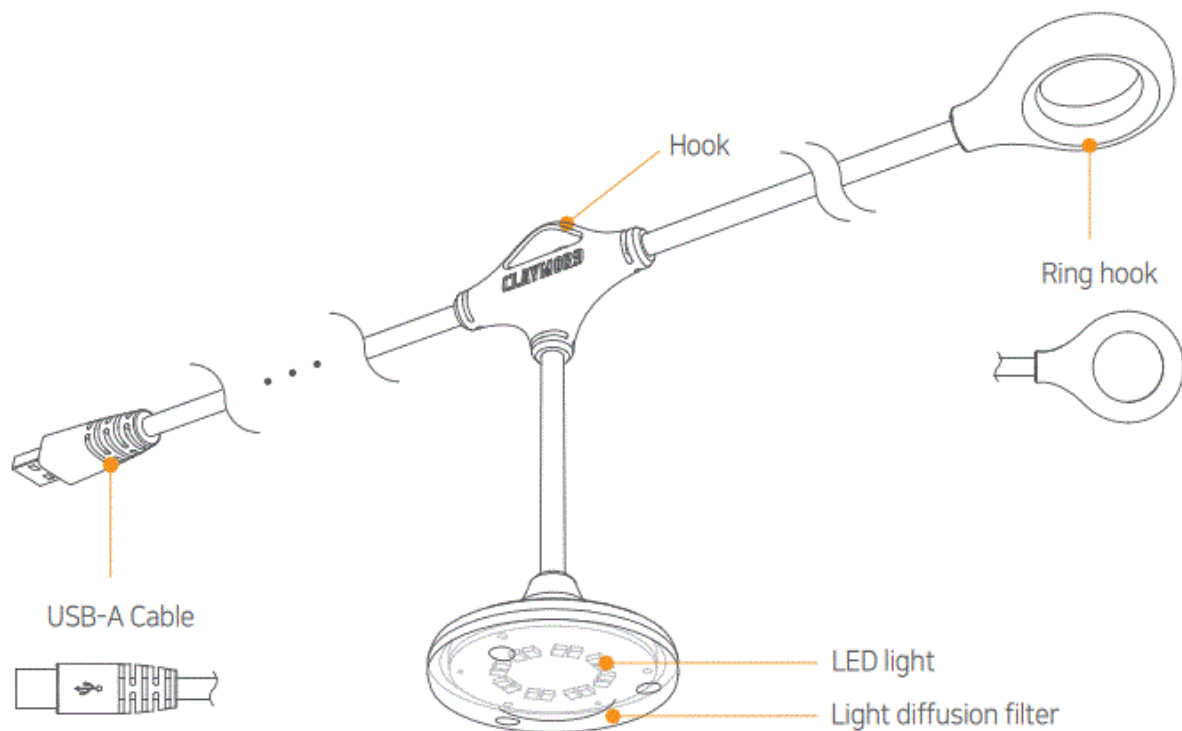
If any abnormality is found in the product, discontinue use and contact the dealer or a service center where the

product was purchased. Any modifications of this product will void the warranty. Misuse of CLAYMORE products may cause user harm.

Caution

1. Do not use near high temperatures such as fires or heating equipment.
It may cause an explosion or ignition.
2. This product is water resistant. However, if left in the rain for a long time, it may cause malfunction.
If the product gets soaked, please quickly wipe it off.
3. Do not store or use in vehicles exposed to direct sunlight. It may cause explosion and malfunction.
4. Do not use if it exceeds the operating temperature range (-10 ° C to 40 ° C).
5. Please do not place in the reach of infants. It may cause swallowing of parts or injury.
6. Adult supervision is necessary when used by children. Misuse of light may cause injury or electric shock.
7. Do not insert any metal parts into the terminal block of the connector.
It may cause heat, explosion or electric shock.
8. Do not disassemble or modify the product.
9. Do not touch the connector with wet hands. There is a danger of electric shock.
10. After use, be sure to turn off the power.
11. Do not forcefully fold the connector, It may damage the product.
12. If the product is dropped or experiences physical shock, damage may be accumulated inside the product and unexpected malfunction may occur even during normal use.
Be careful not to apply physical shocks to the main unit.
13. Please keep it in a dry place without moisture.

Components



Contents



Case



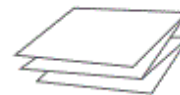
Silicon shade x 5



Carabiner x 5



Extension cable



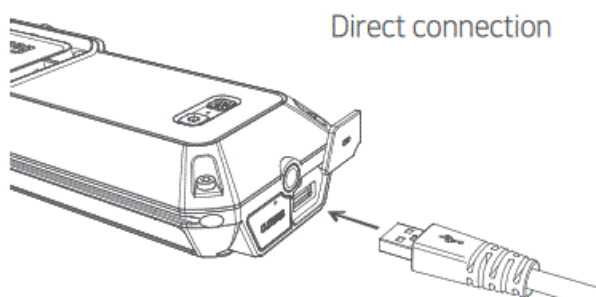
Manual

Operation

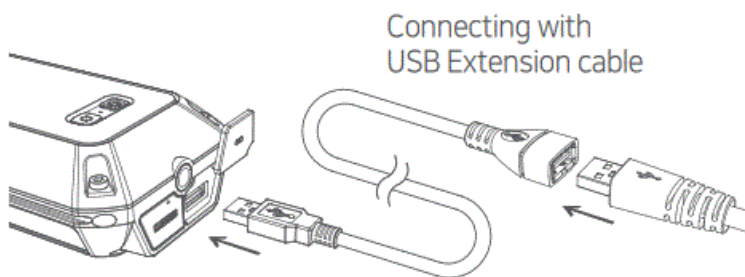
Connecting to MULTI FACE

Open the rubber cover of the left or right OUTPUT port of the MULTI-FACE and connect the connector jack of CLAYMORE UF5. You can connect MULTIFACE and UF5 with a USB A(M)-A(F) extension cable to place UF5 apart from MULTIFACE.

The app, dimming, and LED color changing is available

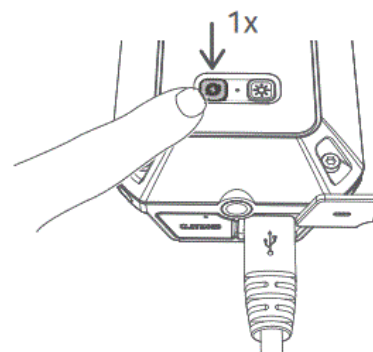
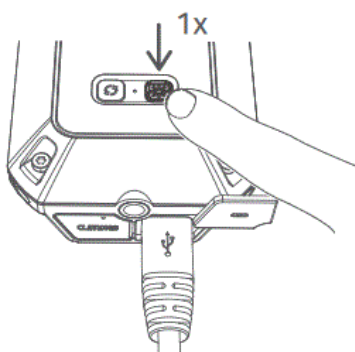
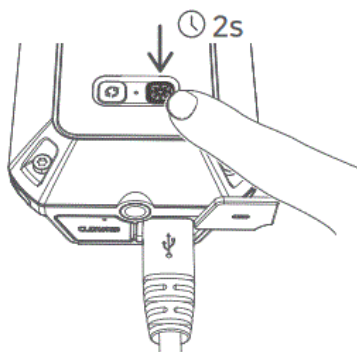


Direct connection




Connecting with
USB Extension cable


LED Lantern Function




• ON/OFF


Press and hold  the button on the MULTI-FACE for 2 seconds to turn on the light. (status indicator ON).
Repeat to turn off the light.

• 5 STEP Dimming

When the light is ON, press  the button to increase brightness. Repeat to decrease brightness.
The light blinks once when Maximum and Minimum brightness are reached.

• LED Color Change

When the light is ON, press  the button shortly to adjust the light color in 4 modes Warm→Orange→Soft
Warm→Breeze

If you don't use the OUTPUT port(USB-A) of MULTI-FACE, turn off  the button to reduce unnecessary standby power consumption. (status indicator OFF)

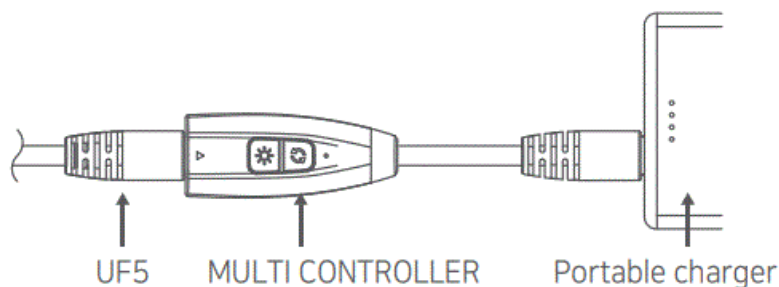
Tip

If there's no MULTI FACE, it can be used alone by connecting the CABLE to the portable charger

UF5 + MULTI CONTROLLER + Portable charger

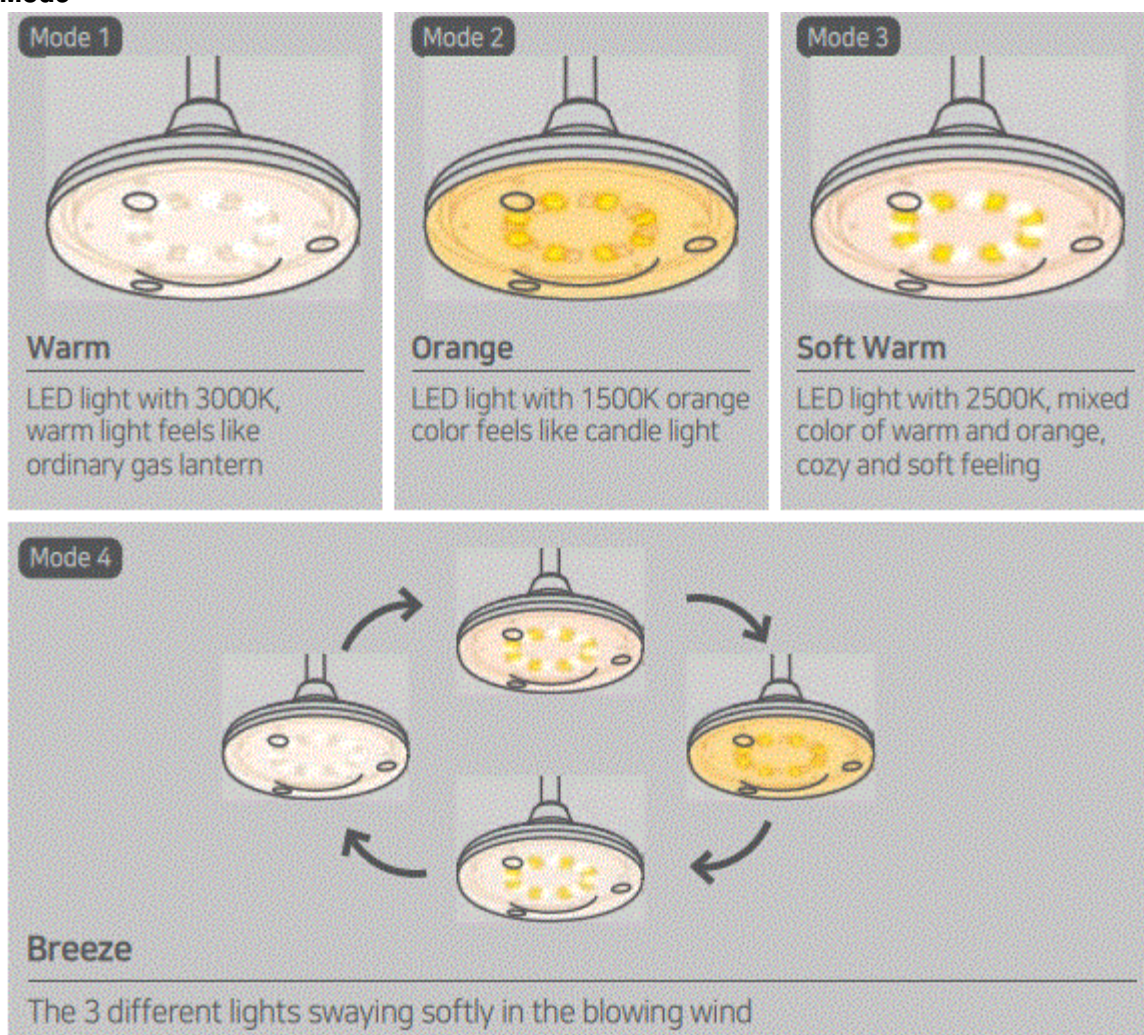
When UF5 is connected to other devices (USB-A for fast charging), it may not work properly. If it does not work, please connect a Multi-controller additionally.

Function	Operation
App	X
LED Color	0
Dimming	0



- Multi-controller is not included.
- The app is not available while using Multi-Controller.

4 Light Mode



Ways to use

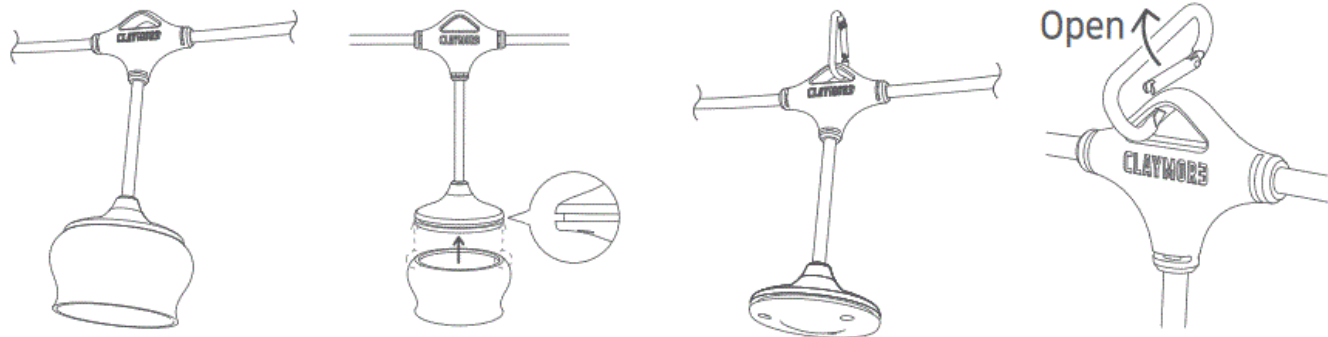
You can use official accessories (Shade, Carabiner) to create a variety of presentations

• **Attaching a shade**

You can create a romantic atmosphere by attaching the silicon shade to the bottom

• **Attaching a carabiner**

You can hang with a carabiner



Specification

Product name	CLAYMORE UF5			
Model No.	CLUF5-01LG/BK			
Color temperature	Warm	Orange	Soft Warm	Breeze
	3000K	1500K	2500K	1500K~3000K
Brightness (With MULTI FACE)	80~1300Lm			
Size	3524×145×60mm			
Weight	436g			
INPUT	USB 5V 2A			
Origin	China			

Operating time may vary depending on the battery capacity and external environment

Warranty

Item	CLAYMORE UF5
Model No.	CLUF5-01LG/BK
Seller	
Date of Purchase	

1. Thank you for purchasing the CLAYMORE series of Prism Co., Ltd.
2. This product has passed strict quality control tests. If the product is not functioning properly, please contact an authorized service center.

Free Service

1. Failure of the product under normal operating conditions during the warranty period will be repaired by Prism or an authorized service center on free of charge.
Some shipping or handling charges may be involved.
2. Warranty period: 1 year.

Charged Service


1. Damage is caused when the warranty period is over.
2. Damage is caused due to the user's mishandling, abuse, or improper operation.
3. Damage caused by arbitrary or personal repair or disassembly in an unauthorized service center.
4. Damage from input electricity or cable defect.
5. Damage caused by natural disasters.

Prism Co., Ltd.

221, Pyeongcheon-ro, Bupyeong-gu, Incheon, Republic of Korea

www.claymorelight.com · www.prismlight.co.kr · info@prismlight.co.kr

Documents / Resources

	<p>CLAYMOR3 CLUF5-01LG/BK Claymore UF5 String Lights [pdf] User Manual CLUF5-01LG BK Claymore UF5 String Lights, CLUF5-01LG BK, Claymore UF5 String Lights, U F5 String Lights, String Lights, Lights</p>
---	---

References

- [CLAYMORE](#)
- [\(\) ■ ■ ■ ■ ■ ■ ■ ■](#)
- [User Manual](#)

Manuals+ Privacy Policy

This website is an independent publication and is neither affiliated with nor endorsed by any of the trademark owners. The "Bluetooth®" word mark and logos are registered trademarks owned by Bluetooth SIG, Inc. The "Wi-Fi®" word mark and logos are registered trademarks owned by the Wi-Fi Alliance. Any use of these marks on this website does not imply any affiliation with or endorsement.