

Class Charts for Students User Guide

[Home](#) » [Class Charts](#) » Class Charts for Students User Guide 



Parent and Student Guide

Contents

- [1 Class Charts for Students](#)
- [2 How to Log in](#)
- [3 Attendance](#)
- [4 Homework](#)
- [5 Detentions](#)
- [6 Documents / Resources](#)
 - [6.1 References](#)
- [7 Related Posts](#)

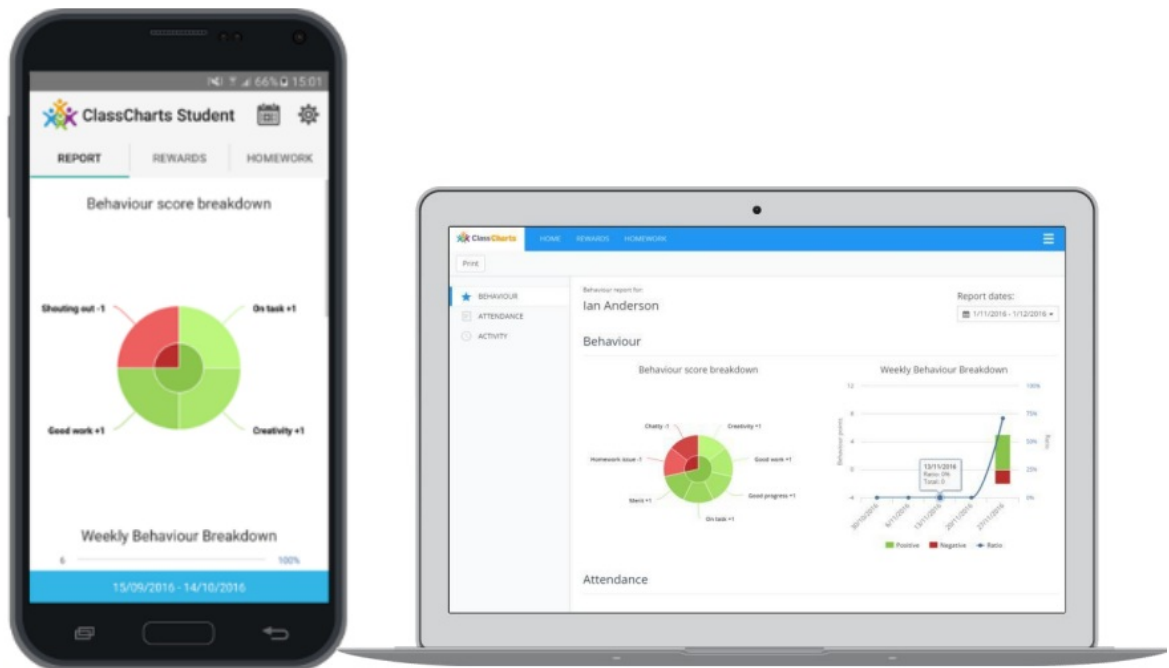
Class Charts for Students

What is Class Charts for Students?

The Whitby High School have set our system up so that you will be able to use Class Charts to keep track of your child's achievements and behaviour and to stay on top of your homework and keep track of scheduled detentions. Class Charts for students can be accessed via our website, or by our iOS and Android apps.

You can access the student website and links to the student apps at:

<https://www.classcharts.com/student/login>



Student Code

A student code has been sent to your child's school email address which will look similar to the example code shown on the right.

B5AK4R3

This code is used to log into your student account, which is covered on the next page.

How to Log in

Log in via the website

You can log into Class Charts by going to <https://www.classcharts.com/student/login>.

Click the login button and select the student option.

Simply enter your student code and click Log In. You will then be able to access your account.

Log in

Teacher

Parent

Student

Pupil code

☒ Remember me

Log In

To log in and view your behaviour report you will need to enter the code provided to you by your teacher.


AVAILABLE ON THE
App Store

GET IT ON
Google play

Log in via the apps

As shown above, you can download the Class Charts Student apps from the student login page. Once you have the app installed, open it and you will be asked for an access code. Enter your Student Code here and you will be able to access your account.

71% 10:48

 **ClassCharts Student**

Access your student account

Access code

Please enter access code supplied by your teacher

LOG IN

Behaviour

Behaviour breakdown




On the behaviour screen you will be presented with graphs which display your overall behaviour in the form of a pie chart and a bar graph.

To change the date range of displayed data, simply click on the calendar icon.



Activity

25/11/2016

	Andrew Abbot Chatty awarded by Mrs A Abell.	15:37
	Andrew Abbot Good progress awarded by Mrs A Abell.	14:24
	Andrew Abbot On task awarded by Mrs A Abell.	14:24

Activity Feed

Below these graphs you will find a detailed list of behaviour awards you have been given.

Depending on your school's settings, you should be able to see what the behaviour was, when it was awarded and how many points the award was worth.

Attendance

Attendance

	21 NOV	22 NOV	23 NOV	24 NOV	25 NOV
10A/Dr1	Green	White	Green	White	Yellow
10B/Bs1	Green	Green	White	Red	White
12A / Re	Green	Green	White	White	White

If it has been enabled by your school, you will be able to access your attendance information. Depending on your school's setup, this is either shown on a day by day basis for each of your lessons or as AM and PM attendance for the day.

The attendance colour coded system is broken down as follows:

Green: Present

Yellow: Late

Red: Absent

White: No attendance information

Homework

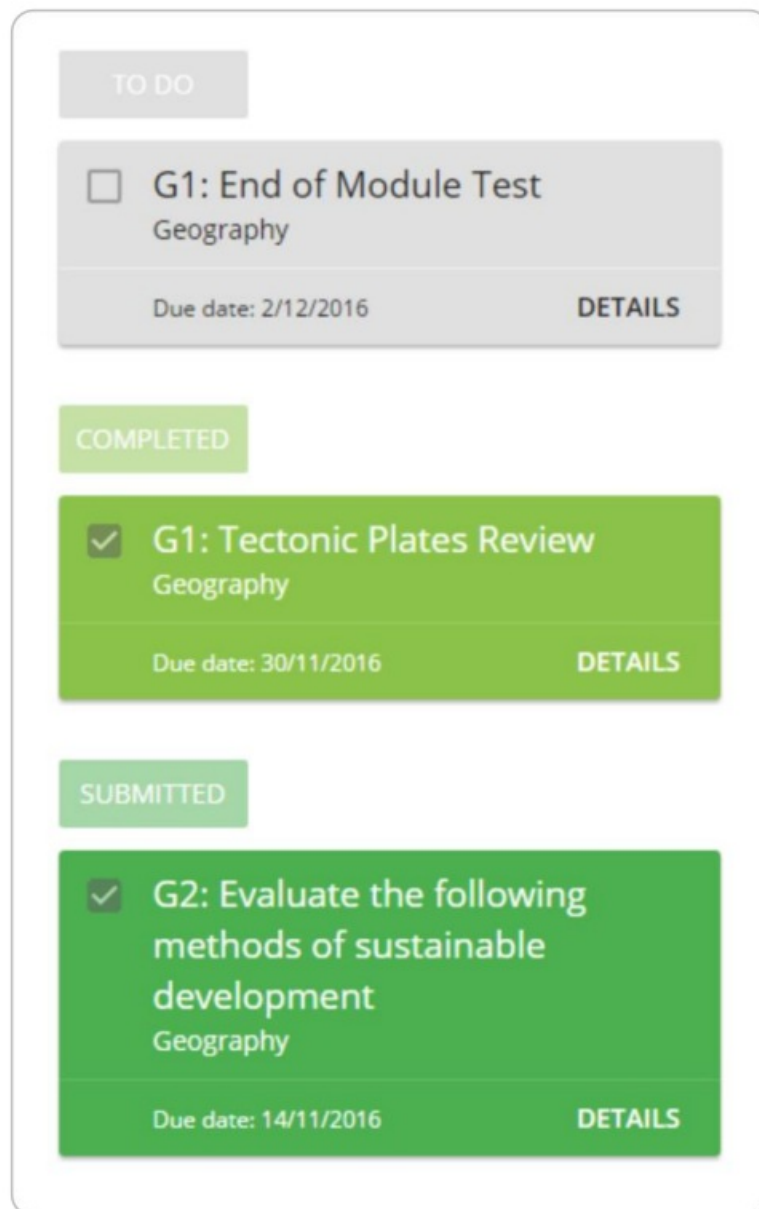
School has enabled the homework view, you will see a Homework option in the menu. Clicking on this displays a list of the homework you have been given.

Homework tasks fall under 3 different categories: to do, pending and submitted.

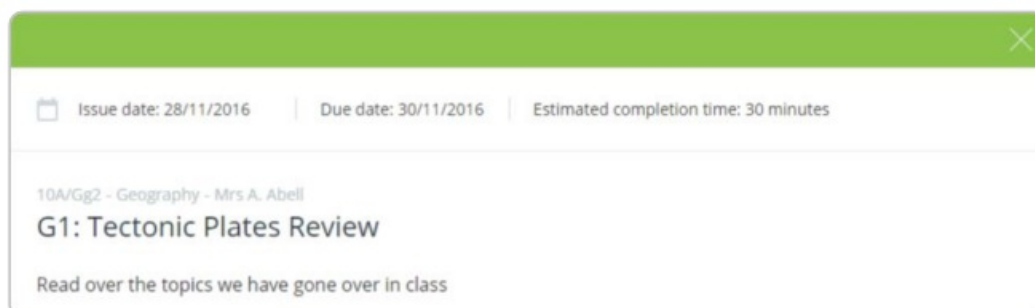
To do: These are the tasks that you need to complete. Once you have completed them, tick the checkbox.

Pending: These are the tasks you have ticked as submitted, but have yet to be confirmed by your teacher.

Submitted: These tasks have been confirmed as completed by the teacher who gave you the homework.



You can find out more about a homework task by clicking details .



Detentions

If your school has enabled the detentions view, you will see a Detentions option in the top menu. Clicking on this option will display a list of detentions which have been set for you.

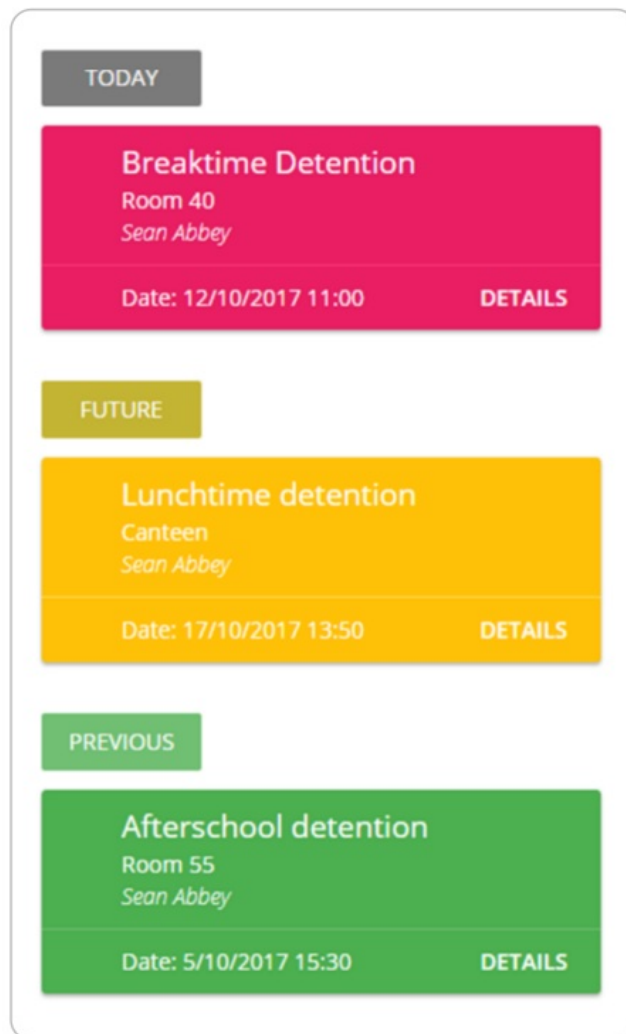
Detentions fall under 4 categories: Attended, Not attended, Pending and Upscaled.

Attended: You have sat this detention.

Not attended: You did not sit this detention.

Pending: This detention has not been sat yet.

Upscaled: Your detention has been escalated into another type of detention.



To view more information about a specific detention, click on the Details button. This will bring up a popup that describes the detention, including the reason for the detention, the awarding teacher and scheduling information.



Documents / Resources



[Class Charts Class Charts for Students](#) [pdf] User Guide
Class Charts for Students, Class Charts for Students, Charts for Students, for Students, Student
s

References

- [🌟 School Seating Planner & Behavior Management Software: Class Charts](#)
- [🌟 Log into your account](#)
- [User Manual](#)

[Manuals+](#). [Privacy Policy](#)

This website is an independent publication and is neither affiliated with nor endorsed by any of the trademark owners. The "Bluetooth®" word mark and logos are registered trademarks owned by Bluetooth SIG, Inc. The "Wi-Fi®" word mark and logos are registered trademarks owned by the Wi-Fi Alliance. Any use of these marks on this website does not imply any affiliation with or endorsement.