



CISCO Unity Connection Restricted and Unrestricted Version User Guide

[Home](#) » [Cisco](#) » CISCO Unity Connection Restricted and Unrestricted Version User Guide 

CISCO Unity Connection Restricted and Unrestricted Version User Guide



Cisco Unity Connection- Restricted and Unrestricted Version

- [Cisco Unity Connection - Restricted and Unrestricted Version](#) , on page 1

Cisco Unity Connection – Restricted and Unrestricted Version

This product contains cryptographic features and is subject to United States and local country laws governing import, export, transfer and use. Delivery of Cisco cryptographic products does not imply third-party authority to import, export, distribute, or use encryption. Importers, exporters, distributors and users are responsible for compliance with U.S. and local country laws.

Cisco Unity Connection provides two versions of the Connection software – restricted and unrestricted that address import requirements for some countries related to encryption of user data. Restricted version of the Cisco Unity Connection allows you to enable the encryption on the product to use the below given security modules whereas in Unrestricted version, you are not allowed to use the security modules

Functionality	Restricted Version of Connection	Unrestricted Version of Connection
SSL for IMAP connections used to access voice messages	Allowed	Disallowed
Secure SCCP, SIP, and SRTP for call signaling and media	Allowed	Disallowed
Communications among networked Connection servers or clusters (over secure MIME)	Allowed	Disallowed
SSL for Comet notification (Jetty SSL command)	Allowed	Disallowed



Caution With restricted and unrestricted versions of Connection software available, download software or order a DVD. Upgrading a restricted version to an unrestricted version is supported, but future upgrades are then limited to unrestricted versions. Upgrading an unrestricted version to a restricted version is not supported.

In Unity Connection, by default the encryption is disabled for the Restricted version of the product in Evaluation Mode. Hence you are not allowed to use the above security modules with Restricted version of Unity Connection until the product is registered with Cisco Smart Software Manager (CSSM) or Cisco Smart Software Manager satellite using a token that allows Export-Controlled Functionality. The behavior of Restricted version of Unity Connection in Evaluation Mode is similar to the behavior of Unrestricted version of Unity Connection. When you are upgrading Cisco Unity Connection from any earlier releases to 12.0(1) and later, you get the following behavior of encryption on Cisco Unity Connection:

Upgrade Path	Cluster Mode before Upgrade	License Status before Upgrade	License Status after Upgrade	Action
Pre-12.0(1) to 12.0(1)	Secure	Demo or PLM Licensed	Evaluation Mode	Cisco Unity Connection continues to run in secure mode. If the product is not registered with CSSM or satellite through Export Controlled Functionality enabled token before Evaluation Period Expired, system will generate an alarm on RTMT after Evaluation Period Expired.



Caution After deregistration, if any of the following services – “Connection Conversation Manager” or “Connection IMAP Server” is restarted, you will not be able to use security modules. For example IMAP in case IMAP Server restart and SCCP/SIP/SRTP in case Connection Conversation Manager in Cisco Unity Connection.



Note Upgrade from 12.0(1) to 12.0(1) and later will have the existing encryption status of the system after upgrade.

For more information on how to register the product with CSSM or satellite, see “Managing Licenses” chapter of Install, Upgrade and Maintenance Guide for Cisco Unity Connection 14 available at

https://www.cisco.com/c/en/us/td/docs/voice_ip_comm/connection/14/install_upgrade/guide/b_14cuciumg.html

To enable or disable the encryption on Cisco Unity Connection Restricted version, a CLI command “utils cuc encryption <enable/disable>” can be used.



Note In case of upgrade, you must execute the CLI after successfully completed the switch version


For more information on the CLI, see the Command Line Interface Reference Guide for Cisco Unified Solutions for the latest release, available at <http://www.cisco.com/c/en/us/support/unified-communications/unified-communications-manager-callmanager/products-maintenance-guides-list.html>

Cisco Unity Connection- Restricted and Unrestricted Version




Contents

- 1 Documents / Resources
- 1.1 References

Documents / Resources

	<p>CISCO Unity Connection Restricted and Unrestricted Version [pdf] User Guide Unity Connection Restricted and Unrestricted Version, Connection Restricted and Unrestricted Version, Restricted and Unrestricted Version, Unrestricted Version, Version</p>
---	---

References

-  [Cisco Unified Communications Manager \(CallManager\) - Maintain and Operate Guides - Cisco](#)
-  [Install, Upgrade and Maintenance Guide for Cisco Unity Connection Release 14 - Cisco](#)
-  [User Manual](#)